

# WFP Operational Priorities

May 2012

## Foreword

In 2012, WFP continues to implement life-saving operations across the globe to respond to the urgent needs of those faced with hunger and food insecurity. This year WFP is targeting nearly 96 million beneficiaries in 75 countries around the world, delivering assistance to those affected by hunger and undernutrition as a result of conflict, natural disasters, high food prices, debilitating poverty and food insecurity.

WFP Operational Priorities briefly describes those selected operations which represent current resource mobilisation priorities based on a qualitative and quantitative analysis carried out monthly. For these operations, it provides an overview of the pipeline and resourcing status for the current year and the impact of shortfalls on targeted beneficiaries for the coming eight month period. Shifting socio-political and economic scenarios as well as unfolding emergencies and crises lead WFP to constantly adjust its priority areas and activities.

This May update highlights needs in the following countries: Afghanistan, Côte d'Ivoire; DPRK; Ethiopia; Kenya; Mali; Mauritania; Mozambique; Niger; the Sahel Regional Emergency Operation; Syria; Yemen and Zimbabwe.

## Afghanistan PRRO 200063: Relief Food Assistance to Tackle Food Security Challenges

### 2012 Funding Status

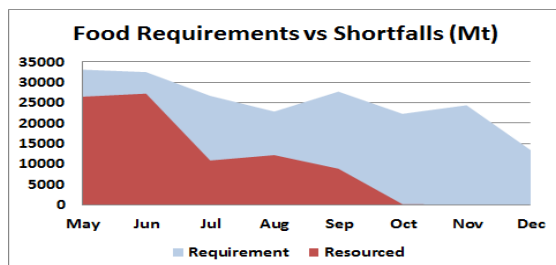
Project Dates	Beneficiaries	Food Requirement (Mt)	Requirements (US\$ Millions)	Funded (US\$ Millions)	% Shortfall
April 2010 – March 2013	7,597,600	267,536	365.2	219.0	40.0

Donors so far in 2012: Multilateral Contributions, Afghanistan, Australia, Finland, Japan, Saudi Arabia, USA

**Objectives:** This project aims to: i) Support conflict – and disaster-affected people, internally displaced persons and other vulnerable groups, including malnourished children and pregnant and lactating women; ii) support the re-establishment of the livelihoods of communities and families affected by shocks, including through basic education and basic skills training for girls and women; and iii) improve the success of tuberculosis treatment. The operation also supports the capacity of the Government to prepare for, assess and respond to acute hunger arising from disasters, to develop local food security systems and to predict and reduce hunger.

**Activities:** The programme targets up to 7.6 million people, striving to improve food security through a range of relief and recovery activities, including food for assets, food and voucher distributions, cash and voucher programmes, school meals, food for training, health and nutrition initiatives, and capacity development of counterparts and partners.

**Impact of shortfalls:** Lack of adequate funding and pipeline breaks in key commodities such as cereals, have significantly disrupted the implementation of the life-saving relief and recovery activities of the PRRO. The national average of acute malnutrition is 18 percent and over eight million people are food-insecure. A worsening security situation together with high food prices indicates that the humanitarian needs could continue to increase. In this context, timely and uninterrupted assistance is crucial to tackle the vulnerability of the target population.



Shortfalls	May	Jun	Jul	Aug	Sep	Oct	Nov	Dec
Wheat Flour	Red	Red	Red	Red	Red	Red	Red	Red
Wheat	Red	Red	Red	Red	Red	Red	Red	Red
High Energy Biscuits	Green	Green	Green	Green	Green	Green	Green	Green
Ready to Use Supplementary Food	Green	Green	Green	Green	Green	Green	Green	Green
Oil	Green	Green	Green	Green	Green	Green	Green	Green
Pulses & Vegetables	Green	Green	Green	Green	Green	Green	Green	Green
Micronutrition Powder	Red	Red	Red	Red	Red	Red	Red	Red
Salt	Green	Green	Green	Green	Green	Green	Green	Green

[http://one.wfp.org/operations/current\\_operations/project\\_docs/200063.pdf](http://one.wfp.org/operations/current_operations/project_docs/200063.pdf)

# WFP Operational Priorities

May 2012

## Côte d'Ivoire PRRO 200066, Recovery from Post-Electoral Crisis in Côte d'Ivoire

### 2012 Funding Status

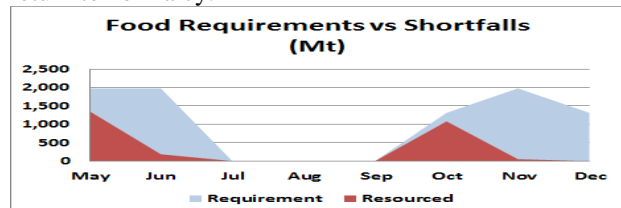
Project Dates	Beneficiaries	Food Requirement (Mt)	Requirements (US\$ Millions)	Funded (US\$ Millions)	% Shortfall
November 2011 – December 2012	593,000	15,117	17.1	4.4	74.4

Donors so far in 2012: Multilateral Contributions, Canada, Japan, Private Donors, Switzerland, UN CERF, USA

**Objectives:** This project aims to: i) Stabilise the enrolment of girls and boys, including internally displaced persons and returnees, to pre-crisis levels; and ii) support volunteer teachers in the west of the country through a food-for-work family ration.

**Activities:** i) Food-for-assets assistance for volunteer teachers; ii) support for women's groups for training in basic accounting and management of school meal canteens; iii) encourage communities to provide vegetables or other local produce to complement the school meals ration as part of a "home grown" school meals approach; and iv) support for essential deworming activities with UNICEF.

**Impact of shortfalls:** Plans for school meals cannot be fully met which mean a decrease in enrolment and attendance rates, undermining the return to normalcy.



Shortfalls	May	Jun	Jul	Aug	Sep	Oct	Nov	Dec
Cereals	Red	Red	Green	Green	Green	Red	Red	Red
Pulses	Red	Red	Green	Green	Green	Red	Red	Red
Oil	Red	Red	Green	Green	Green	Red	Red	Red
Salt	Red	Red	Green	Green	Green	Red	Red	Red
MNP	Red	Red	Green	Green	Green	Red	Red	Red

[http://one.wfp.org/operations/current\\_operations/project\\_docs/200066.pdf](http://one.wfp.org/operations/current_operations/project_docs/200066.pdf)

## DPRK EMOP 200266, Emergency food assistance to Vulnerable Groups

### 2012 Funding Status

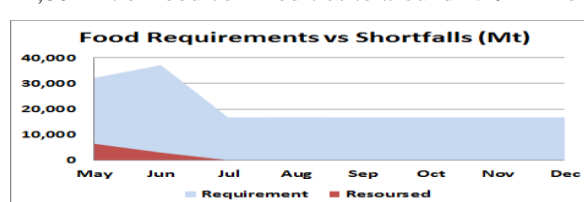
Project Dates	Beneficiaries	Food Requirement (Mt)	Requirements (US\$ Millions)	Funded (US\$ Millions)	% Shortfall
April 2011 – April 2012	2,242,000	128,949	94.7	53.9	43.0

Donors so far in 2012: Multilateral Contributions, Australia, Canada, Norway, Switzerland

**Objectives:** The project aims to: i) provide nutritional support to chronically undernourished children and women and other vulnerable groups and thereby stabilize and reduce acute malnutrition; and ii) support the Government's strategy to reduce hunger and undernutrition by supporting the production of locally fortified food.

**Activities:** i) Nutritional support to women and children – WFP provides food rations to pregnant and lactating women, children in orphanages and nurseries and child patients in paediatric wards and hospitals; ii) Support to School Children – WFP provides schoolchildren, including nursery and kindergarten children, with fortified foods and biscuits, cereals and vegetable oil; and iii) Food assistance to other vulnerable groups in the North-Eastern provinces – to provide take-home supplementary rations in 61 counties to food-insecure elderly people and children between 7–10 years old between May–October.

**Impact of shortfalls:** Pipeline breaks have been significant since the start of the operation. In-country stocks have been lower than 3,000 mt for most months, levels that were insignificant compared with the monthly requirement of 32,000 mt. During March 2012, WFP distributed 12,804 mt of food commodities to around 2.19 million beneficiaries.



Shortfalls	May	Jun	Jul	Aug	Sep	Oct	Nov	Dec
Wheat	Red	Red	Red	Red	Red	Red	Red	Red
Maize	Red	Red	Red	Red	Red	Red	Red	Red
Rice	Red	Red	Red	Red	Red	Red	Red	Red
Sugar	Red	Red	Red	Red	Red	Red	Red	Red
DSM	Red	Red	Red	Red	Red	Red	Red	Red
Pulses	Red	Red	Red	Red	Red	Red	Red	Red
Oil	Red	Red	Red	Red	Red	Red	Red	Red
HEB	Red	Red	Red	Red	Red	Red	Red	Red
Supercereal	Red	Red	Red	Red	Red	Red	Red	Red

[http://one.wfp.org/operations/current\\_operations/project\\_docs/200266.pdf](http://one.wfp.org/operations/current_operations/project_docs/200266.pdf)

# WFP Operational Priorities

May 2012

## Ethiopia PRRO 200290, Responding to Humanitarian Crisis and Enhancing Resilience to Food Insecurity

### 2012 Funding Status

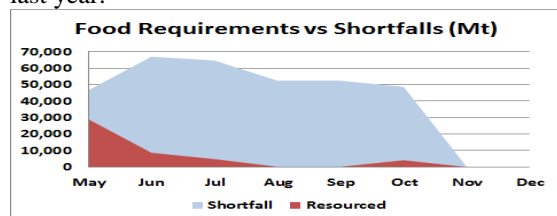
Project Dates	Beneficiaries	Food Requirement (Mt)	Requirements (US\$ Millions)	Funded (US\$ Millions)	% Shortfall
January 2012 – December 2013	3,976,921	614,869	468.7	212.6	54.6

*Donors so far in 2012: Multilateral Contributions, African Development Bank, Belgium, Canada, France, Japan, Mexico, Private Donors, Slovenia, UN CERF, USA*

**Objectives:** The PRRO aims to enhance community resilience through relief; the Productive Safety Net Programme (PSNP); and Targeted Supplementary Feeding (TSF). The specific objectives are: i) Through the relief component, help emergency-affected households to reduce the impact of shocks by addressing their food needs; ii) Support PSNP households and communities in improving food security, resilience and recovery from disaster; and iii) Through the TSF programme, support the most vulnerable and food-insecure households in reducing or stabilizing moderate acute malnutrition among children under 5 and pregnant and lactating women.

**Activities:** The project has three main activities: i) Relief assistance is provided through general food distributions, in the period between January and May 2012 WFP distributed 79,137 mt of food assistance to 2,600,000 beneficiaries; ii) 26,149 mt was delivered to 1,015,200 beneficiaries as food transfers supporting the PSPN; and iii) 3,228 mt of supplementary foods were distributed to 337,140 people in support of the TSF.

**Impact of shortfalls:** Pipeline breaks will begin in June for all commodities. The situation is of grave concern for supercereal plus, as the admissions into stabilizations centres for malnourished children in some parts of the country are more than 100% higher than the same period last year.



Shortfalls	May	Jun	Jul	Aug	Sep	Oct	Nov	Dec
Wheat	Red	Red	Red	Red	Red	Red	Green	Green
Pulses	Red	Red	Red	Red	Red	Red	Green	Green
Veg. Oil	Red	Red	Red	Red	Red	Red	Green	Green
Supercereal Plus	Green	Red	Red	Red	Red	Red	Green	Green

[http://one.wfp.org/operations/current\\_operations/project\\_docs/200290.pdf](http://one.wfp.org/operations/current_operations/project_docs/200290.pdf)

# WFP Operational Priorities

May 2012

## Kenya PRRO 200294: Protecting and Re-Building Livelihoods in Arid and Semi-Arid Areas

### 2012 Funding Status

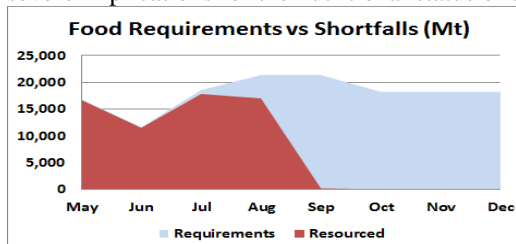
Project Dates	Beneficiaries	Food Requirement (Mt)	Requirements (US\$ Millions)	Funded (US\$ Millions)	% Shortfall
May 2012 – April 2015	2,200,000	104,646	129.2	37.0	71.4

*Donors so far in 2012: Multilateral Contributions, Canada, European Commission, Japan, USA*

**Objectives:** i) Assist emergency-affected households in reducing the impact of shocks by addressing their food needs; ii) reduce acute malnutrition among children under five and pregnant and lactating women in crisis-affected areas; iii) enhance community resilience to shocks through asset creation, and increase government capacity to design and manage disaster preparedness and risk reduction programmes; and iv) support and re-establish livelihoods and food and nutrition security after shocks.

**Activities:** Relief assistance will include general food distributions and treatment of moderate acute malnutrition while recovery and transitional activities will entail provision of food and/or cash for assets and livelihood creation and resilience building. Preparedness activities will cover early warning systems, contingency planning and rapid responses.

**Impact of shortfalls:** Food insecurity persists in the arid and semi-arid lands of Kenya. The recent 2010/2011 drought resulted in over 3.4 million Kenyans seeking relief and recovery assistance. In mid-2011, global acute malnutrition rates, which are consistently high in this region, exceeded the WHO critical threshold of 15 percent in 11 districts. Interruptions in the pipeline and gaps in food assistance will have severe implications for the nutritional status of the target population.



Shortfalls	May	Jun	Jul	Aug	Sep	Oct	Nov	Dec
Cereals	Green	Green	Green	Green	Red	Red	Red	Red
Pulses	Green	Green	Green	Green	Red	Red	Red	Red
Oil	Green	Green	Green	Green	Red	Red	Red	Red
Supercereal	Green	Green	Red	Red	Red	Red	Red	Red
Salt	Red	Red	Red	Red	Red	Red	Red	Red
Plumpy	Green	Green	Red	Red	Red	Red	Red	Red

[http://one.wfp.org/operations/current\\_operations/project\\_docs/200294.pdf](http://one.wfp.org/operations/current_operations/project_docs/200294.pdf)

# WFP Operational Priorities

May 2012

## Mali EMOP 200389: Assistance to Drought-Affected Populations

### 2012 Funding Status\*

Project Dates	Beneficiaries	Food Requirement (Mt)	Requirements (US\$ Millions)	Funded (US\$ Millions)	% Shortfall
May 2012 – December 2012	3,216,500	39,452	47.7	51.6	–

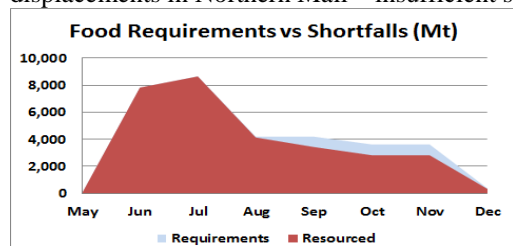
\*A budget revision with additional requirements to bring the total project requirements to US\$62 million, is imminent. The IDP caseload will also be assisted under Regional EMOP 200438

Donors so far in 2012: Multilateral Contributions, Canada, Denmark, European Commission, France, Germany, Luxembourg, Republic of Korea, Switzerland, UN CERF, United Kingdom, USA

**Objectives:** The project aims to: i) reduce acute malnutrition among children aged 6 to 59 months and pregnant and lactating women; ii) improve food consumption; iii) reduce the use of negative coping strategies, particularly through strengthening livelihoods in affected communities; and iv) stabilize enrolment in primary schools. The operation is consistent with WFP's regional strategy established to address the food and nutrition crisis in the Sahel in 2012.

**Activities:** i) nutrition-related activities aimed at the prevention of acute malnutrition and treatment of moderate acute malnutrition; ii) targeted food distributions and cash transfers; iii) food-for-work activities; and iv) support for the school feeding programme.

**Impact of shortfalls:** Should WFP not receive further resources to purchase food commodities and nutrition products on time, a reduction of rations will be imposed when cash cannot be used to replace food distributions. Humanitarian needs may further increase with new displacements in Northern Mali – insufficient support will put the lives of many at risk.



Shortfalls	May	Jun	Jul	Aug	Sep	Oct	Nov	Dec
Plumpy'sup								
Supercereal								
Cereals								
Pulses								
Salt								
Oil								

[http://one.wfp.org/operations/current\\_operations/project\\_docs/200389.pdf](http://one.wfp.org/operations/current_operations/project_docs/200389.pdf) (French version)

# WFP Operational Priorities

May 2012

## Regional Emergency Operation 200438 (Mali, Mauritania, Burkina Faso, Niger): Assistance to Refugees and Internally Displaced Persons Affected by Insecurity in Mali

### 2012 Funding Status

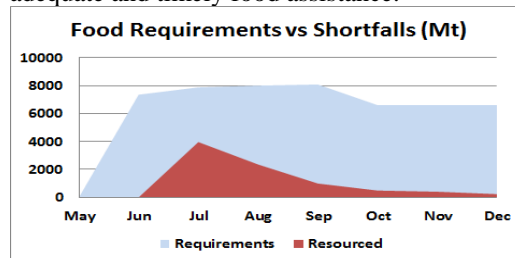
Project Dates	Beneficiaries	Food Requirement (Mt)	Requirements (US\$ Millions)	Funded (US\$ Millions)	% Shortfall
June 2012 – December 2012	555,000	51,093	78.9	14.2	82.1

Donors so far in 2012: Multilateral Contributions, USA

**Objectives:** This regional EMOP enables WFP to provide emergency food assistance to internally displaced populations in Mali and to Malian refugees in neighbouring Mauritania, Burkina Faso and Niger. The specific objectives are to: i) prevent deterioration in the food security status of the IDPs and refugees through targeted food distributions and/or cash transfers; ii) prevent deterioration of acute malnutrition among children 6-23 months within the IDP and refugee communities through blanket supplementary feeding; and iii) treat moderate acute malnutrition among children aged 6-59 months and pregnant and lactating women through targeted supplementary feeding.

**Activities:** The EMOP targets over 500,000 IDPs and refugees with food and nutrition assistance from July to December 2012, through targeted food distributions with a food basket of cereal, Supercereal, pulses, oil and salt, and cash and voucher distributions when possible; further nutritional support is provided to children and pregnant and lactating women through blanket and targeted supplementary feeding.

**Impact of shortfalls:** Continuing conflict, displacement and drought have already rendered these populations extremely vulnerable and food-insecure. The impending lean season beginning in June will further exacerbate their already precarious nutritional status, in the absence of adequate and timely food assistance.



Shortfalls	May	Jun	Jul	Aug	Sep	Oct	Nov	Dec
Plumpy'sup	Green	Red	Red	Red	Red	Red	Red	Red
Supercereal plus	Green	Red	Red	Red	Red	Red	Red	Red
Supercereal	Green	Red	Green	Green	Red	Red	Red	Red
Cereals	Green	Red	Red	Red	Red	Red	Red	Red
Pulses	Green	Red	Red	Red	Red	Red	Red	Red
Salt	Green	Red	Red	Red	Red	Red	Red	Red
Oil	Green	Red	Red	Red	Red	Red	Red	Red

[http://one.wfp.org/operations/current\\_operations/project\\_docs/200438.pdf](http://one.wfp.org/operations/current_operations/project_docs/200438.pdf)

# WFP Operational Priorities

May 2012

## Mauritania EMOP 200333: Emergency Response and Mitigation for Populations Affected by the Food Crisis in Mauritania.

### 2012 Funding Status

Project Dates	Beneficiaries	Food Requirement (Mt)	Requirements (US\$ Millions)	Funded (US\$ Millions)	% Shortfall
January 2012 – December 2012	286,343	20,363	29.7	26.1	12.0

*Donors so far in 2012: Multilateral Contributions, Austria, Canada, Denmark, European Commission, France, Germany, Saudi Arabia, UN CERF, USA*

**Objectives:** The objectives are to: i) reduce the prevalence of acute malnutrition among children 6– 59 months (through support of moderate acute malnutrition and the supplementary feeding programme); and ii) strengthening food security by protecting livelihoods among target groups (through support to cereal banks, food-for-assets, food distributions and cash transfers).

**Activities:** The components of the project are: i) treatment of moderate acute malnutrition; ii) blanket supplementary feeding; iii) support for community food stocks; iv) cash transfers and food distributions in urban areas; v) cash transfers and food distributions in rural areas; and vi) food-for-work.

**Impact of shortfalls:** Constrained by high cereal prices, agriculture deficits and low purchasing power, households will face severe hunger and food insecurity during the upcoming lean season and will resort to negative coping mechanisms.



[http://one.wfp.org/operations/current\\_operations/project\\_docs/200333.pdf](http://one.wfp.org/operations/current_operations/project_docs/200333.pdf) (French version)

## SO 200424: WFP Logistics Augmentation in Support of the Humanitarian Response in Mauritania as a Result of the Drought and Refugee Crisis within the Country

### 2012 Funding Status

Project Dates	Requirements (US\$ Millions)	Funded (US\$ Millions)	% Shortfall
June 2012 – November 2012	5.0	0	100

*Donors so far in 2012: None*

**Objectives:** This special operation has four main objectives: i) Augment WFP's logistics capacity in support of EMOP 200333 & EMOP 200438 in terms of transport and storage; ii) Deliver food and non-food items efficiently and in a cost effective manner; iii) Where possible, support the Government's response by providing transport and additional storage capacities; and iv) Facilitate coordination and optimization of logistics capabilities through the Logistics Cluster.

**Activities:** i) Provision of a truck fleet; ii) Provision of temporary warehouses and rehabilitation of permanent warehouses facilities; iii) Spot road repairs; iv) Logistics Cluster Coordination; and v) Establishment of two logistics hubs.

**Impact of shortfalls:** Lack of resources will cause a delay in putting necessary logistics infrastructure in place in order to move humanitarian food and non-food items to beneficiary locations before the rainy season begins.

[http://one.wfp.org/operations/current\\_operations/project\\_docs/200402.pdf](http://one.wfp.org/operations/current_operations/project_docs/200402.pdf)

# WFP Operational Priorities

May 2012

## Mozambique PRRO 200355, Assistance to Disaster Affected and Vulnerable Groups

### 2012 t Funding Status

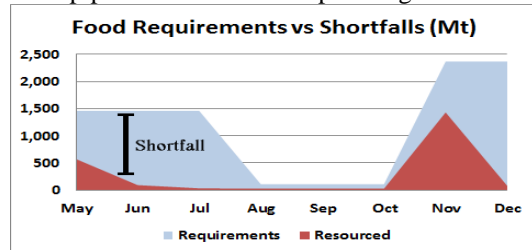
Project Dates	Beneficiaries	Food Requirement (Mt)	Requirements (US\$ Millions)	Funded (US\$ Millions)	% Shortfall
March 2012 – December 2014	253,000	10,128	8.4	0.8	90.6

*Donors so far in 2012: Multilateral Contributions, Switzerland*

**Objectives:** This project enables WFP to ensure a rapid and effective response to emergency needs of vulnerable Mozambiquans and asylum seekers fleeing conflict and famine in the Horn of Africa. The project also supports early recovery; builds national emergency preparedness and response; and capacity-development interventions.

**Activities:** i) support to people who continue to arrive from drought and conflict affected countries in the Horn of Africa; and ii) mainstreaming emergency preparedness and response into Government institutions and civil society .

**Impact of shortfalls:** The total requirement is 5,400 mt (equivalent to US\$4.4million) which needs to be resourced as soon as possible to avert pipeline breaks in the upcoming months.



Shortfalls	May	Jun	Jul	Aug	Sep	Oct	Nov	Dec
Cereals								
Pulses								
Oil								
Supercereal								

[http://one.wfp.org/operations/current\\_operations/project\\_docs/200355.pdf](http://one.wfp.org/operations/current_operations/project_docs/200355.pdf)



# WFP Operational Priorities

May 2012

## Niger EMOP 200398: Saving Lives and Preventing Acute Malnutrition for Crisis-Affected Populations in Niger

### 2012 Funding Status

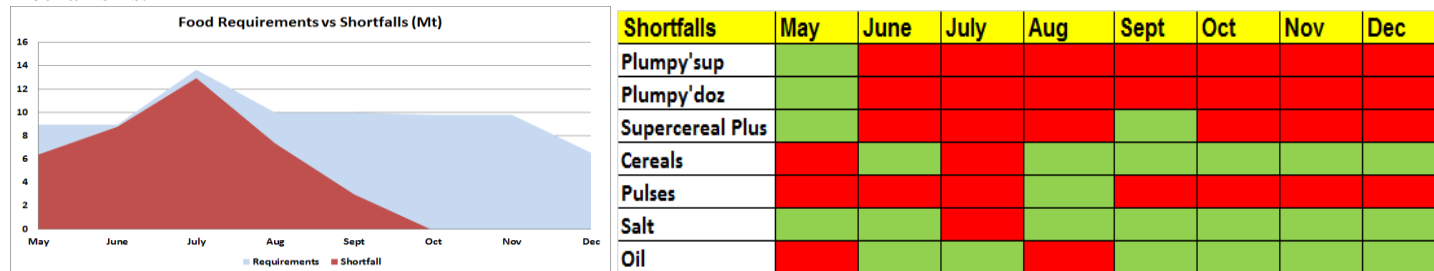
Project Dates	Beneficiaries	Food Requirement (Mt)	Requirements (US\$ Millions)	Funded (US\$ Millions)	% Shortfall
April 2012 – September 2012	2,980,904	159,048	235.3	124.0	47.3

*Donors so far in 2012: Multilateral Contributions, Australia, Canada, European Commission, Finland, France, Germany, Japan, Kuwait, Luxembourg, Private Donors, Republic of Korea, UN CERF, United Kingdom, USA*

**Objectives:** This project aims to: i) stabilize and prevent acute malnutrition in targeted crisis-affected populations, focusing on the 1,000-day window of opportunity from conception to two years; and ii) improve food consumption among populations whose food security and nutrition status have been affected by a complex and severe slow-onset crisis and who are unable to meet basic food needs during the lean season.

**Activities:** WFP supports severely food-insecure households during the lean season with targeted assistance through unconditional food/cash transfers and also provides blanket supplementary feeding to children 6–23 months and lactating women with infants under six months.

**Impact of shortfalls:** According to assessments, 3.5 million people were expected to be severely food-insecure (22 percent of the total population) and 2.9 million moderately food-insecure by April 2012. Constrained by high cereal prices, agriculture deficits and low purchasing power, households will face severe hunger and food insecurity during the upcoming lean season and will resort to negative coping mechanisms.



[http://one.wfp.org/operations/current\\_operations/project\\_docs/200398.pdf](http://one.wfp.org/operations/current_operations/project_docs/200398.pdf)

# WFP Operational Priorities

May 2012

## Syria EMOP 200339: Emergency Food Assistance to People Affected by Unrest in Syria

### 2012 Funding Status

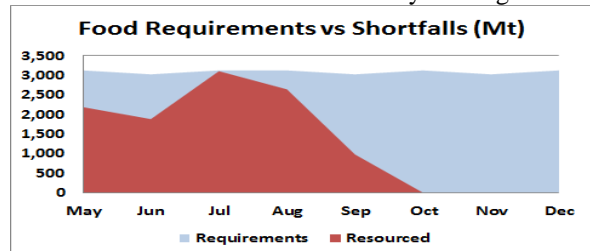
Project Dates	Beneficiaries	Food Requirement (Mt)	Requirements (US\$ Millions)	Funded (US\$ Millions)	% Shortfall
October 2011 – December 2012	500,000	47,252	57.0	30.7	46.2

*Donors so far in 2012: Multilateral Contributions, Australia, Canada, France, Germany, Ireland, Kuwait, Netherlands, UN CERF, United Kingdom, USA*

**Objectives:** This EMOP is an expansion of an immediate response emergency operation and covers additional governorates, thus increasing the number of vulnerable households reached. WFP's objective is to reach vulnerable households whose food and nutrition security has been adversely affected by the civil unrest.

**Activities:** The project aims to reach 500,000 beneficiaries monthly for three months with general food distributions of basic commodities. The rations, consisting of cereal, pulses, oil, sugar and canned food, will cover 70 percent of the daily energy requirements of an individual.

**Impact of shortfalls:** Continuing insecurity and unrest, losses of livelihood, and internal displacement, have left families struggling to cope with limited resources. Without timely and urgent relief, the affected households will be exposed to further food insecurity.



Shortfalls	May	Jun	Jul	Aug	Sep	Oct	Nov	Dec
Rice	Green	Red	Green	Green	Red	Red	Red	Red
Bulgur Wheat	Red	Green	Green	Green	Red	Red	Red	Red
Pasta	Red	Green	Green	Green	Red	Red	Red	Red
Chickpeas/beans	Red	Green	Green	Green	Red	Red	Red	Red
Oil	Red	Green	Green	Green	Red	Red	Red	Red
Canned Meat	Green	Green	Green	Green	Red	Red	Red	Red
Sugar	Red	Green	Green	Green	Red	Red	Red	Red
Salt	Green	Green	Green	Green	Red	Red	Red	Red

[http://one.wfp.org/operations/current\\_operations/project\\_docs/200339.pdf](http://one.wfp.org/operations/current_operations/project_docs/200339.pdf)

# WFP Operational Priorities

May 2012

## Yemen PRRO 200038: Emergency Food Security and Nutritional Support for the Vulnerable Population.

### 2012 Funding Status

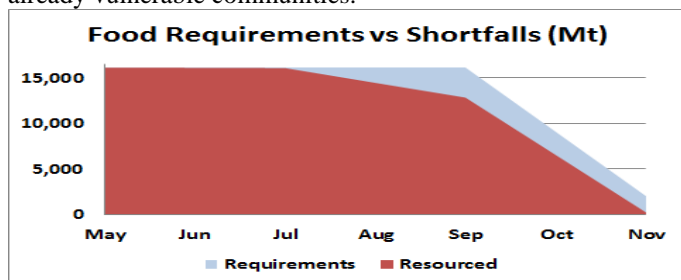
Project Dates	Beneficiaries	Food Requirement (Mt)	Requirements (US\$ Millions)	Funded (US\$ Millions)	% Shortfall
January 2011 – December 2012	2,336,819	63,189	77.7	57.3	26.3

*Donors so far in 2012: Multilateral Contributions, India, Saudi Arabia, USA*

**Objectives:** This PRRO is the main operation in Yemen addressing food and nutrition insecurity, aiming to stabilize food and nutrition security and build Government capacity to shift to medium-term and long-term approaches. The objectives are to: i) prevent and reduce acute malnutrition in children under five in targeted populations; ii) improve food consumption for targeted households affected by shocks; and iii) enhance Government ownership, capacity and accountability while ensuring that hunger, food security and nutrition are reflected in national agendas.

**Activities:** The project aims to reach over 2.5 million people for a period of two years, through the following three components: i) nutrition, which addresses acute malnutrition through blanket supplementary feeding for children aged 6-23 months and targeted supplementary feeding for malnourished children aged 6-59 months and pregnant and lactating women; ii) an emergency food safety net complementing the national safety net programme with take-home rations to ensure that the poorest households have sufficient food during the hunger season; and iii) food for assets, which aims to improve households' access to food through rehabilitation of agricultural and public assets.

**Impact of shortfalls:** A 2012 comprehensive food security survey has shown that 10 million Yemenis, nearly half of the population, are food-insecure. The prevailing security situation and humanitarian crisis has led to a sweeping decline in the food security of the population and millions resort to negative coping strategies such as borrowing money. Malnutrition among children is on the rise, with 13 percent of children 6–59 months wasted and 56 percent stunted. Pipeline breaks will have serious adverse impact on the nutritional status of these already vulnerable communities.



Shortfalls	May	Jul	Sep	Nov
Wheat flour	Green	Green	Red	Green
Pulses	Green	Green	Green	Green
WSB	Green	Green	Green	Red
Sugar	Green	Green	Red	Red
Oil	Green	Green	Red	Red
Salt	Green	Green	Green	Green
Sup. Plumpy	Green	Green	Green	Red
Plumpy Doz	Green	Red	Red	Red
HEB	Green	Green	Green	Green
Blend	Green	Green	Green	Green

\*Please note – distributions are every 2 months.

[http://one.wfp.org/operations/current\\_operations/project\\_docs/200038.pdf](http://one.wfp.org/operations/current_operations/project_docs/200038.pdf)

# WFP Operational Priorities

May 2012

## SO 200402 Regional Logistics Augmentation and Emergency Telecommunications Cluster Response in Support of the Sahel Drought Crisis

### 2012 Funding Status

Project Dates	Requirements (US\$ Millions)	Funded (US\$ Millions)	% Shortfall
May 2012 – October 2012	6.6	1.0	84.9

Donors so far in 2012: Denmark, Iceland

**Objectives:** This special operation has six objectives: i) To enhance the overall logistics set-up in the region; ii) To enhance interagency logistics coordination structures through the Logistics and the Emergency Telecommunications Clusters; iii) To ensure that sufficient and adequate storage capacity, including temperature controlled warehouses, is available in strategic locations on all corridors; iv) To augment the transport capacity as required; v) To ensure sufficient logistics support to regional procurement operations; and vi) To support and facilitate supply chain related decision-making.

**Activities:** These objectives will be met by: i) Enhancing the logistics set up within the region; ii) Enhancing Logistics Cluster Coordination; iii) Ensuring adequate storage capacity is available through the construction of facilities for temperature sensitive products, or the set up of temporary storage capacity; iv) Supply logistical support to regional purchases; and v) Support supply chain management.

**Impact of shortfalls:** Lack of funds will result in the inability to properly set up an integrated supply chain throughout the region, seriously hindering the provision of humanitarian assistance.

[http://one.wfp.org/operations/current\\_operations/project\\_docs/200402.pdf](http://one.wfp.org/operations/current_operations/project_docs/200402.pdf)

## Zimbabwe PRRO 200162: Assistance to Food Insecure Vulnerable Groups

### 2012 Funding Status

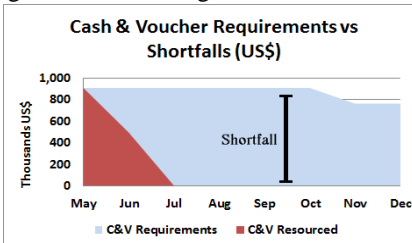
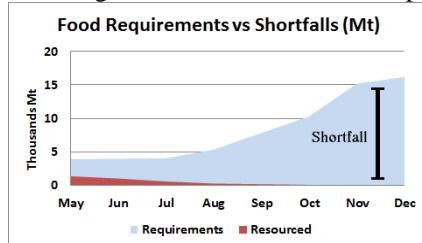
Project Dates	Beneficiaries	Food Requirement (Mt)	Requirements (US\$ Millions)	Funded (US\$ Millions)	% Shortfall
January 2011 – December 2012	1,500,000	105,423	111.3	73.5	33.9

Donors so far in 2012: Multilateral Contributions, Canada, Japan, Luxembourg, Switzerland, UN Common Funds and Agencies (excl CERF)

**Objectives:** After years of economic decline, hyper-inflation, political instability, stagnating agriculture – worsened by recurrent droughts and one of the highest HIV rates in the world, food security is a serious issue in Zimbabwe. This operation aims to preserve livelihoods and safeguard the nutritional status of children and people living with HIV, AIDS and tuberculosis.

**Activities:** i) Seasonal targeted assistance including food/cash distributions; ii) health and nutrition support; and iii) social safety nets.

**Impact of shortfalls:** Increasing prices strain the food security status of the vulnerable. Families who either have poor harvests, or have exhausted their produce are reliant on open markets or resorting to sale of productive assets; borrowing and food loans; skipping meals for the entire day and consumption of less nutritious foods. Pipeline breaks may further compromise the nutritional status of beneficiaries including malnourished children and pregnant and lactating women, TB treatment clients and people living with HIV and AIDS.



Shortfalls	May	Jun	Jul	Aug	Sep	Oct	Nov	Dec
Cereals	Red	Red	Red	Red	Red	Red	Red	Red
Pulses	Green	Green	Green	Green	Green	Green	Green	Green
Veg.oil	Green	Green	Green	Green	Green	Green	Green	Green
Salt	Green	Green	Green	Green	Green	Green	Green	Green
Supercereal	Green	Green	Green	Green	Green	Green	Green	Green
Cash & Vouchers (US\$)	Green	Green	Green	Green	Green	Green	Green	Green

[http://one.wfp.org/operations/current\\_operations/project\\_docs/200162.pdf](http://one.wfp.org/operations/current_operations/project_docs/200162.pdf)

Project Information					Project Duration			Project Requirements		8 Month Shortfall			
RB	Recipient	Proj Num	Proj Name Long	Proj Type	Start Date	End Date	Num of Months to End	Proj Needs MT	Proj Needs USD Millions	Gross Needs	Net Shortfalls	% Net Shortfall	
ODB	Afghanistan	200360	Provision of Common Humanitarian Air Service to UN Agencies, NGOs and Counterparts in	SOP	01-Jan-12	31-Dec-12	6	800,224.0	22.1	22.1	13.5	61%	
ODB	Afghanistan	200063	Relief Food Assistance to Tackle Food Security Challenges	PRRO	01-Apr-10	31-Mar-13	9	90,495.5	990.5	235.1	145.9	62%	
ODB	Afghanistan	200366	Relief food assistance for drought-affected populations in northern Afghanistan	EMOP	01-Oct-11	31-Oct-12	4	60,332.0	48.5	13.0	5.8	45%	
ODC	Algeria	200034	Assistance to Western Saharan Refugees	PRRO	01-May-10	30-Jun-12	0	10,965.0	8.3	14.5	6.5	44%	
ODC	Armenia	100532	Transitional Relief and Recovery Assistance for Vulnerable Groups	PRRO	01-Jul-07	30-Jun-12	0	14,790.0	10.1	3.0	2.0	68%	
ODB	Bangladesh	200142	Assistance to Refugees from Myanmar	PRRO	01-Jan-11	31-Dec-12	6	11,807.3	13.0	1.0	0.1	11%	
ODP	Bolivia	108360	Recovery of Food-Insecure Households Affected by Consecutive Natural Disasters	PRRO	01-Jun-09	30-Sep-12	3	38,291.5	41.5	14.3	4.4	31%	
ODN	Burundi	200164	Assistance to Refugees, Returnees and Vulnerable Food-Insecure Populations	PRRO	01-Jan-11	31-Dec-12	6	10,597.9	11.0	1.2	0.1	10%	
ODB	Cambodia	200373	Relief and Early Recovery Food Assistance to Flood-affected Households in Cambodia	EMOP	15-Nov-11	14-Nov-12	5	18,932.8	21.2	20.8	13.5	65%	
ODD	Cameroun	200036	Food assistance to drought affected households and acute malnourished groups in Logone an	EMOP	01-Apr-12	30-Dec-12	6	19,024.7	19.5	7.1	3.1	44%	
ODD	Cameroun	200053	Protecting and Rebuilding the Livelihoods of CAR/Chad Refugees and Host Populations in Ca	PRRO	01-Jan-12	31-Dec-12	6	20,628.0	33.7	12.5	0.4	0%	
ODD	Central Africa Rep.	105620	Assistance to populations affected by armed conflicts in the Central African Republic and the	PRRO	01-Jan-12	31-Dec-13	18	25,026.6	31-Dec-12	6	7.4	3.7	50%
ODD	Central African Res	200377	Provision of Safe and Reliable Air Transport to Humanitarian Community in Central African R	SOP	01-Jan-12	31-Dec-12	6	17.6	17.6	17.6	7.0	40%	
ODD	Chad	200289	Targeted Food Assistance to Refugees and Vulnerable People Affected by Malnutrition and R	PRRO	01-Jan-12	31-Dec-13	18	285,322.5	385.8	179.7	26.7	15%	
ODP	Colombia	200148	Integrated Approach to Address Food Insecurity among Highly Vulnerable Households Affected	PRRO	01-Jan-12	31-Dec-13	18	26,006.3	37.2	16.3	0.2	1%	
ODD	Congo	200413	Strengthening Logistics Capacity of the Government of Congo to Support the	SOP	01-May-12	31-Oct-12	4	0.5	0.5	0.5	0.0	0%	
ODN	Congo	200147	Assistance to Congolese Refugees from the Democratic Republic of the Congo in the Likoual	PRRO	01-Jan-11	31-Dec-12	6	25,698.1	31.6	10.3	5.5	53%	
ODN	Congo D. r./kinshas	200167	Assisted Food Assistance to Victims of Armed Conflict and other Vulnerable Groups	PRRO	01-Jan-11	31-Dec-12	6	220,818.8	297.3	98.5	47.3	48%	
ODN	Congo D. r./kinshas	200362	Emergency Support to Populations Affected by Insecurity in Haut and Bas Uélé Districts in O	EMOP	01-Apr-12	31-Mar-13	9	14,509.2	24.4	17.8	9.6	54%	
ODN	Congo, The Democ	105660	Logistics Cluster and Common Transport and Storage Services	SOP	13-Oct-06	30-Jun-12	0	59.6	59.6	3.6	0.0	0%	
ODN	Congo, The Democ	107440	Provision of Aviation Services to the Humanitarian and Donor Community in DRC	SOP	01-May-08	31-Dec-12	6	18,400.7	19.4	16.4	6.6	40%	
ODD	Cote d'Ivoire	200066	Recovery from Post-Electoral Crisis in Côte d'Ivoire	PRRO	01-Nov-11	31-Dec-12	6	18,400.7	19.4	9.0	6.2	69%	
ODD	Cote d'Ivoire	200255	Emergency Assistance to Displaced Populations in Response to the Political Crisis in Côte d	EMOP	01-Mar-11	30-Jun-12	0	84.3	84.3	38.3	12.9	34%	
ODD	Côte d'Ivoire	200277	Air Passenger Service in West Africa Coastal Countries: Cote d'Ivoire, Liberia and other coun	SOP	15-Apr-11	30-Jun-12	0	4.2	4.2	1.6	0.0	0%	
ODD	Djibouti	200385	Food Assistance for Somali, Ethiopian and other Vulnerable Groups	PRRO	01-Oct-11	30-Jun-12	0	35,771.8	33.0	11.8	0.4	0%	
ODD	Dpr Korea	200266	Emergency food assistance to Vulnerable Groups	EMOP	01-Apr-11	30-Jun-12	0	396,455.4	242.5	22.7	20.0	88%	
ODB	Dpr Korea	200114	Nutrition Support to Women and Children	PRRO	01-Jul-10	30-Jun-12	0	211,865.3	142.9	55.1	34.5	63%	
ODP	Ecuador	200275	Assistance to Refugees and Persons Affected by the Conflict in Colombia	PRRO	01-Jul-11	30-Jun-14	24	5,538.6	12.8	4.0	0.0	0%	
ODN	Ethiopia	200290	Responding to Humanitarian Crises and Enhancing Resilience to Food Insecurity	PRRO	01-Jan-12	31-Dec-13	18	1,128,265.0	811.6	294.4	245.9	84%	
ODN	Ethiopia	200358	Construction and Management of the WFP Humanitarian Logistics Hub	SOP	01-Jan-12	31-Aug-13	14	19.4	19.4	13.5	8.6	64%	
ODN	Ethiopia	200364	Provision of humanitarian air services in Ethiopia	PRRO	01-Jan-12	31-Dec-12	6	4.6	4.6	4.6	0.6	12%	
ODN	Ethiopia	200293	Food Assistance for Somali, Ethiopian and Sudanese Refugees	PRRO	01-Feb-11	30-Jun-12	34	358,158.2	284.0	60.9	30.0	30%	
ODD	Gambia	200421	EMOP/GMCO-Emergency Food Assistance	EMOP	01-Mar-12	30-Sep-12	3	13,169.3	10.1	10.1	3.8	38%	
ODD	Ghana	200321	Assistance to Ivorian Refugees in Ghana	EMOP	01-Aug-11	31-Jul-12	1	2,145.0	2.1	0.3	0.3	103%	
ODD	Ghana	200046	Assistance to Food-Insecure People Vulnerable to Droughts/Flood and High Food Prices	PRRO	01-Jan-10	30-Jun-12	0	38,945.3	30.3	2.7	0.0	0%	
ODD	Guinea	105530	Post-Conflict Transition in Forest Guinea Region	PRRO	01-Jul-07	31-Dec-12	6	26,244.9	24.0	0.3	0.0	0%	
ODP	Haiti	200108	Logistics and Telecommunications Augmentation and Coordination for Relief Operations in Re	SOP	14-Jan-10	31-Dec-12	6	98.4	98.4	5.2	0.0	0%	
ODP	Haiti	108440	Food Assistance for Vulnerable Groups Exposed to Recurrent Shocks	PRRO	01-Jan-10	31-Dec-12	6	143,956.1	233.2	70.9	0.0	0%	
ODC	Iran	200131	Food Assistance and Education Incentive for Afghan and Iraqi Refugees in the Islamic Repul	PRRO	01-Feb-11	31-Dec-12	6	17,231.0	11.3	2.7	3.2	121%	
ODD	Iraq	200035	Support to Vulnerable Groups	PRRO	01-Aug-10	31-Jul-12	1	13,749.0	42.5	6.1	0.0	0%	
ODN	Kenya	200294	Protecting & Rebuilding Livelihoods in Arid and Semi-Arid Lands of Kenya	PRRO	01-May-12	30-Apr-15	35	294,092.3	396.8	205.6	135.7	66%	
ODN	Kenya	200174	Food Assistance to Refugees	PRRO	01-Oct-11	30-Sep-14	28	392,914.3	390.3	88.1	33.9	38%	
ODP	Latin America	200043	Assistance to Vulnerable Groups Affected by Natural Disasters and Other Shocks in Guatem	PRRO	01-Jan-11	31-Dec-12	6	31,514.7	27.3	19.3	4.3	22%	
ODJ	Lesotho	200367	Assistance to vulnerable food insecure people.	EMOP	01-Nov-11	31-Jul-12	1	3,456.0	2.9	1.0	0.0	0%	
ODD	Liberia	108210	Food Assistance in the Transition from Recovery to Sustainable Development in Liberia	PRRO	01-Sep-09	31-Dec-12	6	38,990.7	50.1	6.7	2.0	33%	
ODD	Liberia	200225	Assistance to Ivorian Refugees and Host Population in North-Central and South-Eastern Liber	PRRO	01-Feb-11	31-Dec-12	6	50,083.4	58.1	11.0	0.0	0%	
ODJ	Madagascar	200082	Assistance to Vulnerable Natural Disasters and Seasonal Food Insecurity in Madagascar	PRRO	01-Jul-07	30-Jun-12	0	92,407.7	42.7	11.0	7.9	72%	
ODJ	Malawi	200087	Assistance to Refugees in Malawi	PRRO	01-Jan-10	31-Dec-12	6	9,186.0	8.2	1.9	1.0	53%	
ODD	Mali	200389	Assistance Alimentaire aux Populations Affectées par la Sécheresse au Mali	EMOP	01-May-11	31-Dec-12	6	39,451.5	44.5	89.5	40.5	45%	
ODD	Mauritania	200333	Emergency response: High Food Prices and Natural Disasters	EMOP	01-Jan-12	31-Dec-12	6	20,362.7	4.2	65.3	27.5	42%	
ODD	Mauritania	200406	Provision of Humanitarian Air Services in Mauritania	SOP	15-Mar-12	15-Aug-12	2	1.8	1.8	0.6	0.0	32%	
ODD	Mauritania	200424	WFP Logistics Augmentation in Support of the Humanitarian Response in Mauritania as a Res	SOP	01-Jun-12	31-Nov-12	6	5.0	5.0	5.0	100%		
ODC	Middle East and Ea	200281	Logistics and Emergency Telecommunications Augmentation and Coordination in Response to	SOP	04-Mar-11	30-Jun-12	0	27.6	27.6	1.4	1.9	131%	
ODJ	Mozambique	200047	Assistance to Vulnerable Groups and Disaster Affected Populations in Mozambique	PRRO	01-Mar-12	31-Dec-13	31	35,921.1	6.2	0.9	0.6	64%	
ODJ	Mozambique	200407	Special Operation - Mozambique - Logistics Augmentation and Coordination in Support of th	SOP	01-May-12	31-Oct-12	4	0.9	0.9	0.9	0.6	64%	
ODD	Myanmar	200032	Improving the Food Security, Nutritional Status and Livelihoods of Vulnerable Populations in M	PRRO	01-Jan-10	31-Dec-12	6	157,643.6	118.4	33.7	19.4	58%	
ODJ	Namibia	200061	Assistance to Refugees and Asylum Seekers Residing in Osire Settlement in Namibia	PRRO	01-Jan-10	31-Dec-12	6	4,006.0	3.2	0.5	0.3	61%	
ODD	Nepal	200152	Assistance to Food-insecure Populations in the Mid/Far-West Hill and Mountain Regions of N	PRRO	01-Jan-11	31-Dec-12	6	116,269.0	179.7	46.0	26.4	57%	
ODD	Nepal	200136	Food Assistance to Refugees from Bhutan	PRRO	01-Jan-11	31-Dec-13	18	30,876.1	24.0	4.9	1.3	26%	
ODD	Niger	200281	Saving lives, Restoring Livelihoods and Protecting Livelihoods of Vulnerable Populations	PRRO	01-Jul-11	31-Dec-12	6	74,377.0	125.3	43.5	26.4	61%	
ODD	Niger	200398	Saving lives and Preventing Acute Malnutrition for crisis-affected populations in Niger	EMOP	01-Apr-12	30-Sep-12	3	159,047.5	219.9	256.3	139.4	68%	
ODD	Niger	200316	United Nations Humanitarian Air Service in Niger	SOP	01-Jan-12	31-Dec-12	6	9.0	9.0	8.0	2.4	27%	
ODC	North Africa	200257	Food Assistance to Vulnerable Populations Affected by Conflict	EMOP	01-Mar-11	30-Sep-12	3	88,352.0	113.7	9.0	7.5	94%	
ODB	Pakistan	200177	Emergency Food Assistance to Families Affected by Monsoon Floods in Pakistan	EMOP	01-Aug-10	30-Sep-12	3	849,187.6	717.0	11.0	15.5	141%	
ODB	Pakistan	200181	Logistics Cluster Coordination to Support the Humanitarian Community and Enhancement Er	SOP	13-Aug-10	30-Jun-13	12	83.2	16.8	0.6	0.0	3%	
ODB	Pakistan	200145	Food Assistance for Household Food Security, Early Recovery and Social Stability	PRRO	01-Jan-11	31-Dec-12	6	692,051.3	580.5	193.7	114.9	59%	
ODC	Palestinian Territor	200298	Emergency Food Assistance for Operation Lifeline Gaza	PRRO	01-Jan-12	31-Dec-12	6	39,559.0	42.6	32.0	3.2	10%	
ODC	Palestinian Territor	200388	Targeted Food Assistance to Vulnerable and Marginalized Populations in Mozambique	PRRO	01-Feb-12	31-Dec-12	6	88,790.0	93.5	31.5	9.1	29%	
ODB	Philippines	200390	Logistics Augmentation in support of the Government of the Philippines response to Tropical	SOP	20-Dec-11	30-Jun-12	0	0.3	0.4	0.0	0.0	7%	
ODB	Philippines	200296	Assistance to IDPs, Returnees and other Food-insecure Households in Conflict-affected Area	PRRO	01-May-12	30-Apr-14	22	38,947.0	45.8	16.7	0.0	0%	
ODN	Rwanda	200343	Food and Safety Net Assistance to Refugee Camp Residents and Returning Rwandan Refug	PRRO	01-Jan-12	30-Jun-14	24	31,388.7	38.6	10.7	5.8	55%	
ODD	Senegal	200138	Post Conflict Rehabilitation and Targeted Food Assistance in the Casamance Natural	PRRO	01-Jan-12	31-Dec-13	18	22,981.0	36.5	44.9	11.5	26%	
ODD	Sierra Leone	200062	Protection of Livelihoods and Support to Safety Nets for Vulnerable Populations Recovering fr	PRRO	01-Jul-10	31-Dec-12	6	30,468.1	38.5	4.5	0.0	0%	
ODN	Somalia	105780	Emergency Rehabilitation Works for Logistics Infrastructure in Somalia	SOP	15-Feb-07	30-Jun-12	0	43.1	43.1	6.9	1.9	28%	
ODN	Somalia	106810	Humanitarian Air Service in Support of Relief Operations in Somalia	SOP	01-Aug-07	31-Dec-12	6	93.9	28.5	14.5	5.1%		
ODN	Somalia	200344	Logistics and Emergency Telecommunications Cluster Augmentation in Response to the Hurr	SOP	25-Aug-11	31-Dec-12	6	7.1	7.1	1.9	0.7	39%	
ODN	Somalia	200281	Tackling Hunger and Food Insecurity in Somalia	EMOP	01-Jul-11	31-Dec-12	6	318,802.8	399.7	181.1	55.3	31%	
ODN	South Sudan	200267	Logistics Augmentation in Support of the Strategic Grain Reserve in Southern Sudan	SOP	10-Jul-11	10-Jul-14	25	96.5	38.7	34.4	89%		
ODN	South Sudan	200341	Provision of Humanitarian Air Services in Republic of South Sudan	SOP	01-Sep-11	31-Dec-12	6	58.8	43.8	30.9	71%		
ODN	South Sudan	200361	Logistics Cluster Activities in Support of the Humanitarian Community in South Sudan	SOP	01-Jan-12	31-Dec-12	6	14.8	14.8	8.9	60%		
ODN	South Sudan	200379	Feeder Road Construction in Support of WFP Operations in South Sudan	SOP	01-Mar-11	31-Dec-13	18	80.6	40.1	22.4	56%		
ODN	South Sudan	200399	Emergency Telecommunications Cluster - Provision of ICT services in Support of the Human	SOP	01-Mar-12	31-Dec-12	6	3.4	3.4	3.2	92%		
ODN	South Sudan	200338	Food Assistance to Vulnerable Population	EMOP	01-Jan-12	31-Dec-12	6	203,015.5	317.8	175.3	22.9	13%	
ODB	Sri Lanka	200143	Supporting Relief and Early Recovery in Former Conflict Affected Areas	PRRO	01-Jan-11	31-Dec-12	6	74,303.0	62.3	12.5	6.3	50%	
ODS	Sudan	200354	Provision of Humanitarian Air Services in Sudan	SOP	01-Jan-12	31-Dec-12	6	26.2	26.2	0.8	0.0	0%	
ODS	Sudan	2											