

2012

Joint Assessment Mission Report: Dzaleka Refugee Camp, Malawi



WFP/UNHCR/GOM

Malawi- Lilongwe

Acknowledgments

The coordinators wish to extend their gratitude to the mission members for their contributions, patience and hard work. A special word of thanks goes to the implementing partners MRCS, JRS, MoHA and MoH for their unstinting cooperation during the JAM and pre-JAM exercises. The refugee populations responded well and were helpful. Finally, the JAM would have not been successful without the support of WFP and UNHCR senior management.

Mission members

WFP: Lazarus Gonani, Programme Officer (VAM) (co-leader)
Daniele Barelli, Programme Officer (VAM)
Grace Maclean, Programme Officer (Nutrition)

UNHCR: Zahra Mirghani, Senior Community Services Officer (co-leader)
Fedson Chikuse, Assistant Program Officer

Government Representatives: Samuel Malowa, Senior Administrative Officer, MoHA
Justice Mkumbira, Clinical Officer, MoH

NGOs: Joseph Moyo, Program coordinator, Malawi Red Cross Society
Mack Majo, Social worker, JRS

TABLE OF CONTENTS

Tables.....	4
Annexes.....	4
ACRONYMS AND ABBREVIATIONS	5
EXECUTIVE SUMMARY	6
CHAPTER 1: INTRODUCTION.....	11
1.1 Background.....	11
1.2 Objectives.....	12
1.3 Methodology	13
1.3.1 Verification exercise	13
1.3.2 Nutrition Survey.....	13
1.3.3 Food Security Assessment	13
1.3.3.1 Household survey	13
1.3.3.2 Focus group discussions	14
1.3.3.3 Key informants	14
1.3.3.4 Transect walk	15
1.3.3.5 Briefings.....	15
1.4 Limitations	15
CHAPTER 2: BASIC FACTS AND HOUSEHOLD DEMOGRAPHICS	16
2.1 Demographic Overview	16
2.2 Refugee registration process.....	17
2.3 Population characteristics	17
2.4 Population Statistics	18
2.5 Durable solutions.....	19
2.6 Health and nutritional situation	20
2.6.1 Health services	20
2.6.2 Health and Nutritional status.....	22
2.6.3 Target Feeding programs.....	22
2.7 Water and sanitation.....	23
2.8 Shelter and environment.....	24
2.9 Education.....	25
2.9.1 Adult and vocational education	25
2.10 Security situation.....	26
CHAPTER 3: AGRICULTURAL PRODUCTION.....	28
3.1 Crop production.....	28
3.1.1 Access to agricultural inputs	28
3.1.2 Livestock ownership.....	28
CHAPTER 4: HOUSEHOLD FOOD SECURITY AND SELF-RELIANCE.....	29
4.1 Dietary diversity and food sources.....	29
4.1.1 Dietary diversity	29
4.1.2 Food sources – Current consumption.....	29
4.1.3 Food sources – Seasonal dependency	29
4.2 Market access.....	30
4.3 Food preference	30
4.4 Food utilization.....	30
4.5 Livelihood activities	31
4.5.1 Main livelihood.....	31
4.6 Asset ownership	33

4.7	Expenditures.....	34
4.7.1	Monthly expenditures	34
4.7.2	Trends in food expenditures.....	34
4.8	Coping Strategies.....	35
4.9	Analysis of household food security.....	35
CHAPTER 5: FOOD ASSISTANCE PROGRAMME		37
5.1	Food pipeline situation.....	37
5.2	Food procurement and delivery.....	37
5.3	Food ration and targeting.....	37
5.4	Reliance on food assistance	38
5.5	Transfer preferences	38
CHAPTER 6: NON FOOD AND OTHER RELATED ISSUES		40
6.1	Non-Food Items	40
6.2	Community Services	40
CHAPTER 7: CONCLUSION AND RECOMMENDATIONS		43

Tables

Table 1: Trends of new arrivals	16
Table 2: Population of PoC by country of origin, age and sex	18
Table 3: Planning figures 2012-2013	19
Table 4: Proportion of HHs consuming half or less of commodity during the last food ration	31
Table 5: Percentage of households by main livelihood activity	32
Table 6: Proportion of HHs belonging to different assets categories	33
Table 7: Monthly household expenditure	34
Table 8: Percentage of households using coping strategies more than once in preceding month	35
Table 9: Household Food Security Console	36
Table 10: WFP's commodity shortfall analysis and monetary value (from Oct – Dec 2012]	37
Table 11: Monthly food rations and nutritional value	38

Annexes

Annex 1: Planning figures for 2012-2013	46
Annex 2: Agricultural production	47
Annex 3: Household food security – Food utilization	48
Annex 4: Household food security – Assets	51
Annex 5: Food assistance programme – Transfer preferences	52
Annex 6: Non food and other related issues	53
Annex 7: Focus Group Discussions – Checklists.....	54

ACRONYMS AND ABBREVIATIONS

CSB	Corn-Soy Blend
CSI	Coping Strategies Index
DAPP	Development Aid from People to People
DHO	District Health Officer
DRC	Democratic Republic of Congo
DFID	Department for International Development
DHO	District Health Officer
GoM	Government of Malawi
HFS	Household Food Security
HH	Household
HSA	Health Surveillance Assistant
HTC	HIV Testing and Counseling
IYCF	Infant and Young Child Feeding
JAM	Joint Assessment Mission
JRS	Jesuit Refugee Services
MK	Malawi Kwacha (1 USD = 287 Malawian Kwacha)
MoH	Ministry of Health
MoHA	Ministry of Home Affairs
MOU	Memorandum of Understanding
MRCS	Malawi Red Cross Society
MT	Metric Tones
NFI	Non-Food Items
OPD	Outpatient Department
OTP	Outpatient Therapeutic Program
PoC	Persons of Concern
PDA	Portable Digital Assistant
PRRO	Protracted Relief and Recovery Operation
RSD	Refugee Status Determination
RUTF	Ready-to-use Therapeutic Food
SFP	Supplementary Feeding Program
SGBV	Sexual and Gender Based Violence
SPSS	Statistical Package for the Social Sciences
STI	Sexually Transmitted Infection
UAM	Unaccompanied Minors
UNAIDS	United Nation Aids Program
UNHCR	United Nations High Commissioner for Refugees
UNICEF	United Nations Children's Fund
Volrep	Voluntary Repatriation
WASH	Water, Sanitation and Hygiene
WFP	World Food Programme
WT/HT	Weight for height
WUSC	World University Service of Canada

EXECUTIVE SUMMARY

The Joint Assessment Mission (JAM) conducted in September 2012 aimed at obtaining a better understanding of the situation, needs, risks, capacities and vulnerabilities of refugees in Malawi with regard to food, livelihood, their nutritional/health situation and related matters. The current programme is coming to an end, and this JAM Report aims to provide information for further assistance through the design of a new programme cycle for both WFP (the PRRO) and UNHCR. The last JAM was carried out in 2009 in coordination with the GoM and other stakeholders.

The joint assessment team conducted a series of activities at Dzaleka Camp, including a verification exercise, and assessments of the food security situation and the refugees' nutritional status; consultations were held with NGO partners, government and refugees and other stakeholders. Focus Group Discussions were conducted with representative groups on the common issues affecting both the refugees and the surrounding local population.

The mission's key recommendations are included here, while more specific operational recommendations are to be found within the individual chapters.

A Memorandum of Understanding (MoU) should be developed between WFP, UNHCR and MRCS in order to clarify the roles and responsibilities of each with regard to activities in Dzaleka camp.

Basic facts and household demographics

Currently there are some 15,000 refugees and asylum seekers in the country, mainly from the Great Lakes Region, DRC, Rwanda and Burundi. Malawi is also a major transit route for migrants intending to reach South Africa, mainly young males from Somalia and Ethiopia. Since 2011 the operation has been faced with more new arrivals from the DRC. Although the first months of 2012 saw a decline in numbers, new arrivals in 2013 are predicted to reach 2,500 persons or more. This figure is compounded by natural population growth, which currently stands at an average of 40 births per month. Approximately 41% of the total population is recognized as refugees while the remainder consists of asylum seekers at various stages of the Refugee Status Determination (RSD) process.

The majority of the Rwandan and Burundian refugees in the camp are in a protracted situation. About 800 Rwandans or more will be affected by the invocation of the Cessation Clause which will be applied mid-2013, and Voluntary Repatriation (Volrep) is offered to them. However, these Rwandans are expected to remain Persons of Concern (PoC) to UNHCR at least until the end of 2013. UNHCR project the voluntary return of 150 persons in 2012, and this may rise to 400 in 2013. In an interesting development, the Department of Immigration has granted citizenship to 27 refugees of Rwandan origin this year - the first time that citizenship has been granted to a relatively large group. Stronger advocacy from UNHCR will hopefully increase the number of such cases.

Although Malawi generally offers a favorable protection environment for refugees, recent developments indicate signs of fatigue and changing attitudes. Over the last few months, UNHCR has registered an increase in cases of violence affecting, or involving, refugees in the country. Rising levels of

xenophobia have been exacerbated by increased social and economic challenges following the recent devaluation of the local currency.

The Government of Malawi's restrictive policy on freedom of movement and the right to employment limits refugees' opportunities to earn a living. Dzaleka camp is very small, congested and surrounded by local villages, and so there is insufficient access to agricultural land for most of the population. Although some have managed to engage in some small scale self-employment activities, the majority of refugees are completely reliant on food aid and other external assistance for survival. There are over 400 unaccompanied minors (UAM) registered in the camp.

Health services: Dzaleka camp has a health centre that serves the refugee community and the surrounding villages; it is heavily subscribed. Like other government health facilities, there are problems of short-staffing, and the refugees expressed dissatisfaction with the medication provided, with the lack of privacy in the maternity ward, and the absence of a designated bathing area. Health staff have complained of being attacked by patients. The camp clinic deserves to be upgraded to a rural hospital; this would help to improve services such as inpatient services.

Education: JRS runs comprehensive education services at Dzaleka Camp. Up to 10% of all school pupils are from the surrounding villages; results for public examinations have been very good. The Adult Education department serves more than 500 adults, and vocational education programs include carpentry and bricklaying. Business and entrepreneurship training is technically strong; however graduates with good skills to start small businesses lack start-up capital.

Water and sanitation: Almost all have access to improved drinking water sources. Refugees complain about long queues at water points (boreholes and taps); it seems that restaurant and bar owners are causing the problem. In general, the sanitation in the camp is poor, due to congestion, poor drainage, limited access to family latrines, presence of cattle, goats and pigs within the residential areas, etc. More than 60% of the camp population use communal latrines; it is impossible to have family latrines because of lack of space. Garbage collection and disposal remain a big challenge. In 2012 two sanitation campaigns were conducted to sensitize the communities on the importance of cleanliness, use of toilets, rubbish pits and other facilities. A housing policy is being established by MoHA which will hopefully address some of the above.

Shelter and environment: Most dwelling-houses are made of mud and temporary roofing, while a few are made of concrete bricks with roofs made of iron sheets. The Transit Center, which was designed to provide temporary shelter for asylum seekers, is being occupied by migrants. The shelter, made of iron sheets, is in very poor condition and inadequate during the winter.

Environmental degradation is a big concern. An area of few kilometers around the camp has been totally cleared by the refugees who continue to rely on wood and grass for construction and cooking fuel. The District Commissioner and local people have voiced their deep concern and request immediate action.

Security situation: Media headlines about illegal migrants have caused fear and uncertainty among the refugees and asylum seekers. Refugees doing businesses outside camp have been the target of xenophobic attacks and many have returned unwillingly to the camp. Considering the increasing economic pressures and the Government's tight encampment policy, the situation remains unpredictable. The refugees in Malawi have full access to the legal system, however the capacity of the police at the camp is limited.

In order to mitigate conflicts with surrounding communities, as well as to limit negative impact on the environment, WFP and UNHCR have to explore options for effective environmental rehabilitation. These should include reforestation projects and promoting biogas for cooking. The two organizations should explore options to mobilize support among villages around the camp.

Household food security

In February 2012, due to the lack of funding for the food assistance programme, WFP in collaboration with the Government, UNHCR and other implementing partners agreed to reduce the standard food ration by 50%. Refugees received half ration during February to August 2012 with the exception of June. In months when the resource situation improved, the ration for maize was adjusted up to normal while other commodities remained at half ration. The refugee community complained of the inadequacy of the half ration.

The most vulnerable groups are female-headed households, households hosting orphans or people with disabilities or the chronically ill. Food assistance is the main livelihood source in 43% of the total sampled households. Food assistance consists of maize, iodised salt, sugar, Corn-Soy Blend (CSB), vegetable oil and pulses (pigeon peas). Other food types consumed, such as vegetables, fruits, meat, fish and milk or milk products, are mainly purchased at the market.

Nutritional status: The survey of under-5 children revealed that their nutrition status is stable. This implies that despite the reduced ration children have been able to maintain their calorific intake. Anemia (moderate) in children is high, especially in those aged 6-23 months, probably due among other reasons to low consumption of iron-rich foods and the fact that CSB was only consumed by 20% of the sample. The number of beneficiaries enrolled in the Supplementary Feeding Program (SFP) at the clinic is low.

The mission recommends that WFP should continue to provide food assistance to all refugees in Dzaleka camp in the successor PRRO project cycle. They have either no or little access to land for crop production. Additionally they do not have sustainable livelihood sources of income to procure food.

Micronutrient powder should be provided to all refugees to address anemia and to prevent any other micronutrient deficiencies in the camp. CSB should continue to be provided to households with children under five.

Food preference and utilization: The main complaints were regarding pulses; most refugees prefer red or white beans to pigeon peas. Beneficiaries normally sell a big portion of their food ration, mainly maize

and pulses. Especially Somalis and Burundians are selling the maize given in food assistance to purchase rice or pasta, which they prefer. Another complaint concerned the whole-grain maize; milling costs time and money, and the mills charge more as fuel prices go up.

Most of the food ration is sold and sales of food assistance are a significant source of household income. It is worth considering providing a food basket that includes preferred foods, thus enabling people to divert expenditure to non-food needs and various assets.

The food basket composition should be reviewed and possibly modified. Provision of well accepted types of pulses is recommended such as red or white beans to replace pigeon peas, which refugees do not like. Furthermore, maize meal and rice should be introduced to replace maize grain in the food basket, preferably distributed alternatively.

Livelihoods

The average coping strategy index (CSI) was 84.9 which is very high showing that they used many coping methods to access food. The most frequently used coping mechanism is reducing the number of meals eaten in a day; over 90% of households reported doing this in the preceding month. Over half the camp residents are assets poor; the great majority reported selling assets in order to buy food for their own consumption.

Large households are eligible to receive agricultural land from GoM; only 15% of households surveyed have received land and attempts at redistribution have not been successful so far. Some refugees rent land privately, often at some distance from the camp. Most people cultivate maize, and there is some production of cassava, sweet potatoes, beans, etc. UNHCR funded agricultural inputs (fertilizers and seeds) in the last harvest season, but refugees complained that quantities were inadequate. In focus group discussions with the chiefs of villages surrounding the camp it was revealed that many refugees were caught stealing crops during the last harvest season.

It is important to note that refugees are not allowed to run businesses outside the camp unless they have a business license, which is prohibitively expensive for them. As a result their sources of income are limited to those from activities within the camp.

UNHCR and WFP should continue lobbying and encouraging the government to issue business licenses to refugees with special conditions affordable and attainable by them. The GoM's process of developing the new Refugee Policy needs to be accelerated.

In addition to the continued provision of food assistance which the majority rely on, an enhancement of the livelihood activities based on national interests would be a good approach in strengthening livelihoods, and a starting point in moving towards self-reliance for those with potential.

Food assistance programme

Approximately 14,700 refugees have been receiving food assistance under WFP's PRRO 200087. In order to continue providing food for refugees despite the funding shortfall WFP has been borrowing food commodities from other ongoing operations. The halving of the food ration was not welcomed by the

refugee population. Procurement of food is mainly done locally, except for vegetable oil. The mission found that a 50% food ration is inadequate for vulnerable groups and has worsened their health status.

In case of a shortfall in food commodities due to lack of funds, priority should be given to vulnerable groups who should receive full ration such as: elderly headed households, widows, those with disabilities, households hosting a chronically ill person, child headed households and unaccompanied minors or orphans. A half ration may be considered for the rest of the refugees.

Transfer preferences: An investigation was carried out into the feasibility of introducing different transfer modalities, such as cash and vouchers. About 50% of the respondents still give food as the preferred form of assistance, followed by a combination of cash and food, and lastly, cash alone.

Non food and other related issues

Non Food Items: Distribution of NFI and food assistance is done through MRCS and it has been regular for some NFI commodities, such as soap, sanitary pads and kerosene. Refugees claim that the reduced quantity of NFI is insufficient. Access to cooking fuel is a major concern to refugees and the cost is heavy. Charcoal is the major energy source for 95% of camp residents, in addition to firewood, which requires walking long distances and is not without hazards, especially for women.

The mission noticed inadequate access to certain types of non-food items, and so UNHCR should seek additional resources to secure larger quantities of these, namely fuel for cooking, soap and winter clothes (especially for children).

Community services: MRCS provides social services to a number of persons with specific needs (such as UAM, survivors of Sexual and Gender Based Violence (SGBV), elderly and persons with disabilities). JRC run a number of social activities, too, but with more focus on community based approaches and a long-term development impact.

The disparate nature of the population in the camp makes the place susceptible to many kinds of social problems. Lack of trust, abuse, and physical and verbal assault are common, with women and children often the victims. The minority groups (a total of 31 persons of different nationalities) are quite vulnerable as they lack a community to support them. Community response should be developed to address the root causes of tensions and make the camp environment friendlier, especially for the most vulnerable.

Despite efforts, SGBV remains a concern: survival sex, early pregnancy, wife battering, and girls dropping out from school. Witchcraft and other harmful practices are contributing negatively to the social problems. Although there is a GBV committee with 40 members that organises counseling and assistance for victims, there is no refuge.

On top of the efforts being made by the implementing partners to tackle SGBV, more resources and technical support are required to keep pace with the identified challenges.

CHAPTER 1: INTRODUCTION

This report presents the results of a Joint Assessment Mission (JAM) which was conducted in September 2012. The mission aimed at obtaining a better understanding of the situation, needs, risks, capacities and vulnerabilities of refugees in Malawi with regard to food, livelihood, their nutritional/health situation and related matters. The joint assessment team conducted a series of activities, including a standard assessment of the food security situation and the refugees' nutritional status, as well as consultation with NGO partners, government and refugees and other stakeholders. The mission also looked at the common issues affecting both the refugees and the surrounding local population.

1.1 Background

Malawi began receiving refugees in 1985 with the start of civil war in Mozambique. At the time, some 1.2 million Mozambican refugees sought refuge in Malawi. After the successful repatriation of the Mozambican refugees Malawi continued to host other refugees. Currently there are some 15,000 refugees and asylum seekers in the country, mainly from the Great Lakes Region, Democratic Republic of the Congo (DRC), Rwanda and Burundi. Malawi is also a major transit route for migrants intending to reach South Africa, mainly young males from Somalia and Ethiopia. Since 2011 the operation has been faced with a high number of new arrivals from the DRC.

The Government of Malawi is party to the 1951 Geneva Convention, with some provisos¹. GoM is also a signatory to the 1967 Protocol Relating to the Status of Refugees and the 1969 OAU Convention. Malawi generally offers a favorable protection environment for refugees: asylum seekers are permitted entry to the territory and are allowed to stay. However, recent developments indicate signs of fatigue and changing attitudes. Over the last few months, UNHCR has registered an increase in cases of violence

¹ When acceding to the 1951 Convention, Malawi entered 9 reservations, which serve to limit refugees' rights and ability to locally integrate. The reservations entered are as per below:

- (a) In respect of articles 7 (exemption from Reciprocity), 13 (Movable and Immovable Property), 15 (Rights of Association), 17 (Wage Earning Employment), 19 (Liberal Professionals), 22 (Public Education), 24 (Labour Legislation and Social Security), 26 (Freedom of Movement) and 34 (Naturalizations). The Government of the Republic of Malawi considers these provisions as recommendations only and not legally binding obligations.
- (b) In respect of article 17, the Government of the Republic of Malawi does not consider itself bound to grant a refugee who fulfils any of the conditions set forth in sub-paragraphs (a) to (c) to paragraph (2) of article 17 automatic exemptions for the obligation to obtain a work permit.
- (c) In respect of article 17 as a whole, the Government of the Republic of Malawi does not undertake to grant to refugees rights of wage earning employment more favorable than those granted to aliens generally.
- (d) In respect of article 26, the Government of the Republic of Malawi reserves its right to designate the place or places of residence of the refugees and to restrict their movements whenever considerations of national security or public order so require.
- (e) In respect of article 34, the Government of the Republic of Malawi is not bound to grant to refugees any more favorable naturalization facilities than are granted, in accordance with the relevant laws and regulations, to aliens generally.

affecting, or involving, refugees in the country. Rising levels of xenophobia have been exacerbated by increased social and economic challenges following the recent devaluation of the local currency.

The Government of Malawi's restrictive policy on freedom of movement and the right to employment limits refugees' opportunities to earn a living. The camp is very small, congested and surrounded by local villages, and so there is insufficient access to agricultural land for most of the population. Although some have managed to engage in some small scale self-employment activities, the majority of refugees are completely reliant on food aid and other external assistance for survival.

The last UNHCR/WFP Joint Assessment Mission was carried out in 2009 in coordination with the Government of Malawi (GoM) and other stakeholders. That mission focused on issues related to food security, sanitation, health and environment, security and protection, education and community-level services at the camp.

The current programme is coming to an end, and this JAM assesses the food security situation in the camp and the refugees' other needs. This JAM Report aims to provide information for further assistance through the design of a new programme cycle for both WFP (the PRRO) and UNHCR.

1.2 Objectives

The overall objective of the 2012 JAM was to assess the situation among the refugees at Dzaleka camp in terms of food security, health, nutrition and sanitation, and to come up with specific recommendations for the new project cycle, with defined needs and the resources required to satisfy them.

The specific objectives of the JAM were to:

- Assess the food security and socio-economic situation to promote and enhance self-reliance among refugees, assess existing income generating activities and opportunities, and the interactions with the surrounding villages;
- Review food distribution mechanisms and explore with the refugee community alternative modalities for humanitarian assistance, especially cash transfers and vouchers;
- Review the food and non-food supply situation for the refugees in Dzaleka camp, in order to ascertain needs and examine the adequacy of the assistance provided;
- Assess educational needs, child enrolment and retention in basic education;
- Examine refugee women's active participation in overall camp management, with particular attention to Sexual and Gender Based Violence (SGBV);
- Assess environmental degradation both inside and outside the camp;
- Review the existing options for durable solutions including resettlement, repatriation, and prospects for local integration.

1.3 Methodology

The mission was led by WFP and UNHCR and conducted in collaboration with the Government of Malawi, the Malawi Red Cross Society (MRCS) and the Jesuit Refugee Service (JRS). The assessment methodology included a literature review, a desk review of primary and secondary data (both qualitative and quantitative), focus group discussions, interviews with key informants, site visits and a transect walk. In preparation for the JAM the following assessment exercises took place:

- (1) A verification exercise was carried out by UNHCR in cooperation with WFP, the Government and implementing partners (April 2012).
- (2) A nutrition survey was conducted by UNHCR in cooperation with WFP and others (end-June 2012).
- (3) A Food Security Assessment was done by WFP in cooperation with UNHCR and other partners (end-August 2012).

Findings from these exercises were taken into consideration during the assessment and report writing. The methodology applied in each exercise is described below.

1.3.1 Verification exercise

The verification exercise aimed at understanding the size of the refugee population resident in the camp. Individual and household data records were verified by means of pre-printed verification forms. Upon completion of the form a photograph of the respondent was taken. Ten verification stations were established in the camp for this exercise.

1.3.2 Nutrition Survey

The nutrition survey measured the level of acute malnutrition and stunting in children aged 6-59 months. The level of iron deficiency anemia in children as well as non pregnant women (aged 15-49 years) was assessed. A total of 504 households were randomly selected and standard questionnaires were used. The survey respondent was the mother or primary caretaker of the children aged below five years. The questionnaires were divided into 6 modules: (1) Anthropometry and health, (2) Anemia, (3) Infant and Young Child Feeding practices (IYCF), (4) Food security, (5) WASH and (6) Mosquito net coverage. The questionnaire was in English and administered in interviews conducted by several enumerators.

1.3.3 Food Security Assessment

This assessment aimed to determine the household food security and vulnerability status of refugees in the camp.

1.3.3.1 Household survey

The household survey focused on: (1) demographics, (2) housing and facilities, (3) income and debt, (4) agriculture and crop production, (5) access to food, (6) assets and livestock, (7) food consumption, (8) coping strategies, (9) food assistance and (10) transfer preferences.

- **Sampling strategy:** The sampling plan was developed by WFP. A total of 267 households were systematically sampled. The number of sampled households was proportional to the total number of households by nationality, in order to ensure proper representation by nationality. All those randomly selected but who were not present were replaced by other refugees of the same nationality.
- **Enumerator training:** Fifteen enumerators were used in the exercise to collect the data. They were given a two-day training session in the survey protocols and data collection instruments. Also, they were trained in selecting respondents, conducting interviews, and in the use of portable digital assistants (PDAs). After the training the enumerators were divided into three teams, each with five individuals under one supervisor. In addition, 15 interpreters were selected from among refugees in order to help the enumerators with interviews.
- **Household interviews:** A total of 265 household interviews were carried out over three days. Households' heads from different nationalities were chosen as main respondents. The questionnaires were developed in English and orally translated for the respondents by the interpreters.
- **Data processing:** Data was collected on PDAs, from where files were exported for analysis by the Statistical Package for the Social Sciences (SPSS). The analysis mainly involved expressing frequencies in percentages and the cross-tabulation of different variables; results were presented in tables and graphs generated by using Excel.

1.3.3.2 Focus group discussions

A team composed of representatives of WFP, UNHCR, local government officials, Malawi Red Cross, JRS and the Camp Administrator conducted 13 focus group discussions. The aim was to engage in direct dialogue with Persons of Concern and discuss issues that were important to them, so that the mission could obtain a deeper understanding of the main issues affecting the refugees.

Representative groups of male and female refugees of different ages were invited, i.e. unaccompanied and separated minors, other children, youths, elderly people, widows, persons with disabilities, unregistered people, chiefs of surrounding villages and refugee leaders. Depending on the theme, the discussion was facilitated by at least two staff of appropriate gender.

The discussion themes were: (1) livelihood and food security situation; (2) income generating activities; (3) sexual and gender based violence; (4) education and child protection; (5) feedback on current services provided in the camp; (6) food distribution; (7) interaction among refugees and local population; (8) security; and (9) specific needs.

1.3.3.3 Key informants

Interviews were held with the Principal Secretary of the Department for Refugees and members of his team. During the period 10-14 September 2012 the assessment team carried out consultations with government authorities at the MoHA office in Dowa, the District Commissioner for Dowa, the UNHCR Camp Administrator, some representatives of Malawi Red Cross and JRS, and clinical staff at the camp clinic. Discussions were also held with community leaders. Most of the discussions focused on issues raised by refugees previously during the focus group discussions.

In addition, the team made field visits to health and education facilities and food distribution points.

1.3.3.4 Transect walk

Through the transect walk, JAM team members were able to observe the living conditions and inspect sanitary conditions in the camp, health care facilities and the state of the environment, as well as examine the extent to which refugees have access to the market.

1.3.3.5 Briefings

The mission organized initial briefing to all involved actors where mission objectives, methodology and terms of reference were presented and input was solicited. A final debriefing was also held with all stakeholders where findings and recommendations were shared. The JAM has been inclusive and carried out with broad consultations.

1.4 Limitations

Due to time constraints the Household Food Security (HFS) survey was done only few days before the JAM exercise began. Data analysis from this and from the Cash Feasibility Study was still underway at the time of the mission. Although the results of both exercises are incorporated in the final analysis and conclusions, it would have been more useful to have at least two weeks' gap to allow more focus on validation and analysis.

Other UN agencies (WHO, UNICEF, FAO, UNFPA) and a few donors were invited to participate in the JAM; however only a member of the US Embassy participated, attending the final briefing.

Enumerators faced challenges in the identification of respondents because their household numbers and names did not correspond to the indication provided by UNHCR.

The analysis of the data collected during the food security questionnaire focused mainly on the three nationalities (Burundians, Congolese and Rwandans) that represent the majority of the refugees in the camp. Other minor nationalities such as Somalis and Ethiopians only represent 0.6% of the total population, and therefore were considered as part of the total population during the analysis.

CHAPTER 2: BASIC FACTS AND HOUSEHOLD DEMOGRAPHICS

2.1 Demographic Overview

The refugee population in Malawi is relatively stable. At the end of August 2012 the number of Persons of Concern (refugees and asylum seekers) in Dzaleka camp totaled 15,614, of whom 46.8% are females and 53.2% are males. The refugees originate from 12 different countries, mainly in the Great Lakes Region. The great majorities are from DRC, Rwanda and Burundi; 71 are from Somalia and the rest (32) are from various other countries. A significant proportion of the caseload is in a protracted situation, having been in the camp from five to ten years or even more.

2011 witnessed an increase in the number of new arrivals, as is shown in Table 1 below. UNHCR statistics indicate an average of 275 persons per month, with most of the asylum seekers coming from DRC due to continued unrest in parts of that country. The first eight months of 2012 witnessed a significant decline, with the monthly average falling to 175 persons. In 2011 and January-September 2012 a total of 5,329 new arrivals were received. The number of new arrivals in 2013 is predicted to reach 2,500 persons or more. This figure is compounded by natural population growth, which currently stands at an average of 40 births per month.

Table 1: Trends of new arrivals

Country	2010	2011	2012*	Total
DRC	1,304	2,913	1,353	5,570
Rwanda	232	186	152	570
Burundi	220	375	321	916
Somalia	15	17	0	32
Ethiopia	4	1	4	9
Uganda	0	3	1	4
Others	0	5	3	8
Total/month	1,775	3,495	1,834	7,104

*2012 statistics Jan-Sept 2012

Malawi is on a migration route and the refugee camp continues to receive transiting migrants from the Horn of Africa, estimated at between 5,000-10,000 persons per annum. There are no accurate statistics, as many do not enter through formal migration and border points. They turn up at the camp for rest and recuperation before they continue to South Africa. This trend persists despite the fact that the Ministry of Home Affairs has recently tightened its border monitoring and screening. The government has recently engaged in discussion with other countries in the region to address the issue of illegal migration, which tends to raise media attention.

Food assistance to migrants is so far provided on an ad hoc basis, with those seeking asylum formally included only after being in the camp for three months or more. The mission suggests a proper review of the situation of the migrant groups in order not to jeopardize response to the genuine asylum seekers. UNHCR and the government are engaged in discussion on this issue.

Refugee Status Determination (RSD) continues to be administered by Ministry of Home Affairs with technical and financial support from UNHCR. Approximately 41% of the total population is recognized as refugees while the remainder consists of asylum seekers at various stages of the RSD process. In 2012

the RSD unit (managed by MoHA) was supported by the deployment of an RSD expert² to enhance capacity and accelerate the process.

After the verification exercise in April 2012 about 2,929 Persons of Concern had their status changed to 'Inactive' because they did not appear in the verification for various reasons. This brought the population figure down from 16,853 to 14,641. UNHCR maintains a ProGres³ database for Malawi to support the ongoing registration process.

2.2 Refugee registration process

The government has a transit facility at Karonga in the northern part of Malawi bordering with Tanzania, where basic biodata of new arrivals is collected. The information is transmitted to the camp for subsequent status determination and electronic registration in the ProGres system managed by UNHCR.

Once properly registered all families are issued with family ration cards, which are later replaced with refugee ID cards when they have been granted refugee status. Under the continuous registration process, ProGres is regularly updated by recording births, deaths, family reunifications, voluntary return and spontaneous departures, where information is available.

2.3 Population characteristics

The majority of the Rwandan and Burundian refugees in the camp are in a protracted situation. About 800 Rwandans or more will be affected by the invocation of the Cessation Clause⁴ which will be applied mid-2013. However, these Rwandans are expected to remain Persons of Concern (PoC) to UNHCR at least until the end of 2013, as the processing of exemption and local integration procedures are expected to take some time.

The vast majority of the PoC reside in Dzaleka because of the Government's encampment policy, which is unlikely to change in the near future. Others live outside, making frequent visits to the camp and continuing to access camp services.

The majority of the camp residents are young people, whose time and energy are not effectively used. More than 66% of the caseload is male and nearly 50% is below the age of 18. There are very few elderly people (>60 yrs); they represent 1.1% of the total population, and most are still active and in good health. Differences in cultures, language and religion are potential causes of contention and sometimes security concerns. Although refugees of various nationalities are living in the same situation and share common services and resources, they are not well integrated. To minimize the tension, equal

² UNHCR consultant

³ Image capture software

⁴ The cessation clause (Article 1(c)(5) of the 1951 Convention) will apply to all Rwandans who fled Rwanda prior to or on 31 December 1998, and is set to come into effect on 30 June 2013, pursuant to a UNHCR recommendation to Member States in December 2011. In line with international practice, those affected will be allowed to apply for an exemption. It is however expected that only a small number will be found to be in continued need of international protection.

representation of all major nationalities is sought in the refugee leadership and all the other camp committees (health/sanitation, SGBV, zone leaders, etc).

Refugee leaders continue to play crucial role in advising the humanitarian organizations and resolving problems as they arise. An election was held in a democratic and transparent manner on 22 August 2012. There are eight new Refugee Committee Leaders, four of them women.

Children (<18 yrs) represent 51 % of the population. They have protection needs that require specific strategies to ensure that their rights are acknowledged and preserved. Their safety and physical and psychological well-being often suffer in the social and family fragmentation that is symptomatic of refugees. Some girls as young as 15 and 16 years old are reported to be sexually abused and some leave school due to early pregnancy; there is information on the scale of this problem and so the issue should be investigated. Many children are working long hours and are reported to live on one meal a day. Furthermore, there are over 400 unaccompanied minors (UAM) registered in the camp. Some are associated with foster families, while others live on their own. Discrimination and marginalization are reported in both cases.

Together with counseling and individual case support, Best Interests Assessment for these children is primarily done by UNHCR in cooperation with MRCS. JRS manage a small income generating project for 12 unaccompanied minors who make briquettes for sale; the activity also aims to give moral and psychological support to them. There are plans to start group businesses, however lack of resources and proper infrastructure have hampered such initiatives.

2.4 Population Statistics

Table 2: Population of PoC by country of origin, age and sex

Country of Origin	Under 5		5 - 11		12 - 17		18 - 59		60+	
	F	M	F	M	F	M	F	M	F	M
Angola	0	0	0	0	0	0	0	1	0	0
Burundi	251	268	395	373	226	323	624	832	29	17
DR Congo	640	707	691	726	414	560	1,200	1,512	16	15
Ethiopia	0	0	0	0	0	0	0	8	0	0
Kenya	0	0	0	0	0	0	0	1	0	0
Rwanda	317	300	562	555	391	365	1,011	1,129	42	47
Sierra Leone	0	1	0	0	0	0	2	1	0	0
Somalia	4	8	2	9	7	5	19	20	2	0
Sudan	0	0	0	1	0	0	1	1	0	0
Uganda	0	1	0	0	0	0	0	1	0	0
Zambia	0	0	1	1	1	1	1	1	0	0
Zimbabwe	0	0	0	0	0	1	0	1	0	0
Total	1,212	1,285	1,651	1,665	1,039	1,255	2,858	3,508	89	79
Total	2,497		3,316		2,294		6,366		168	
Grand Total	8,107				6,534					

Table 3 below gives an outline of planning projections of the population of PoC in Malawi for 2012-2013. Full details can be found in Annex 1.

Table 3: Planning figures 2012-2013

	Main origin	End-year 2011	End-year 2012	End-year 2013
Refugees	DRC	2,558	2,716	2,876
	Rwanda	2,289	2,149	1,499
	Burundi	1,394	1,489	1,349
	Other/various	67	62	52
	Total	6,308	6,416	5,776
Asylum-seekers ("pending cases" end of year)	DRC	5,385	6,665	9,265
	Rwanda	2,976	2,676	2,806
	Burundi	2,092	2,077	2,377
	Other/various	92	111	129
	Total	10,545	11,529	14,577
Others of concern	RWA	0	0	450
	Total	0	0	450
Overall Total population		16,853	17,945	20,803

2.5 Durable solutions

UNHCR office has continued to promote Voluntary Repatriation (Volrep), resettlement and local integration. The number of persons assisted to return has dropped over the last three years, from 139 in 2010 to 79 in 2011 while only 68 returned to their countries of origin in the first eight months of 2012. Interest in return remains low despite ongoing sensitization. UNHCR have projected the voluntary return of 150 persons in 2012, and this may rise to 400 in 2013. UNHCR faced a major challenge in the issuance of Volrep grants and procurement of air tickets due to the acute shortage of forex in the country, however these issues have finally been resolved.

The durable solution that is of most interest to refugees in Malawi is resettlement (RST). Given the fact that local integration prospects are limited and Volrep is not an option for some, resettlement is considered the most appropriate solution for certain groups. Resettlement departures continue to increase, from 231 in 2010 to 249 in 2011, and between January-August 2012 208 persons departed, mainly to Australia, Canada and USA. UNHCR continues to increase the number of resettlement submissions. The resettlement scheme systematically gives preference to refugees who have lived in the camp for several years and to those with pressing protection needs. The scheme needs to manage the expectations of new arrivals. The target is about 1,000 persons for departing for resettlement in 2012 and 2013.

UNHCR faces major challenges regarding naturalization because of the GoM's reservation on Article 34 of the 1951 Geneva Convention, and the negative attitude of the public and authorities to the local integration of refugees. Many refugees apply for naturalization, but their applications are invariably refused, often on the grounds that they are in a position to return to their countries of origin. At the beginning of 2012 the Department of Immigration granted citizenship to 27 refugees of Rwandan origin

- the first time that the Department has granted citizenship to a relatively large group. Stronger advocacy from UNHCR will hopefully increase the number of such cases.

Recommendations

- Continue to promote resettlement using the same approach, i.e. targeting the long stayer, and increase refugee awareness around this issue.
- Launch an information campaign and raise awareness to encourage more repatriation to country of origin.
- Improve documentation, including proper registration of births, marriages and deaths, for all refugees in Dzaleka camp.

2.6 Health and nutritional situation

Since 1995 the Ministry of Health, through the District Health Officer (DHO) in Dowa has taken responsibility for the provision of health and nutrition services to asylum seekers/refugees based at Dzaleka Refugee Camp. UNHCR continues to support MoH through a sub-agreement which is renewed annually.

Dzaleka camp has a health centre that provides preventive and curative services both to the refugee community and to the surrounding villages. There are 122 villages in the catchment area of the health centre, with a population of 38,000 (2010). The clinic is staffed by two clinicians, nurses, and 29 Health Surveillance Assistants (HSAs). The HSAs serve outreach clinics as well as the camp clinic. At night and on weekends few staff are on duty and one clinician is on call.

2.6.1 Health services

The clinic provides the following services free of charge: outpatient, maternal and child care, pregnancy testing, antenatal, growth monitoring for children less than five years, immunization, rapid diagnostic test for malaria, tuberculosis treatment. This is in addition to HIV Testing and Counseling (HTC). In the period April-June 2012, 546 refugees and 1,389 nationals attended the HTC services. Antiretroviral treatment (ART) is also offered. In the same period 35,197⁵ patients attended the OPD (13,600 refugees and 21,597 Malawians).

A Senior HSA is responsible for the feeding programs and WFP supplies food commodities under the Supplementary Feeding Programme (SFP) which targets children aged 6-59 months and pregnant and lactating women (PLW). There is a new ambulance provided by UNHCR, funded by Department for International Development (DFID). The fuel is supplied by Ministry of Health but in times of shortage the Red Cross assists. The clinic does not have a functioning laboratory, and so only limited tests can be done.

The medications and drugs at the clinic are supplied by the DHO, UNICEF and UNHCR⁶. These include routine medications/supplements, such as vitamin A, iron and folate and albendazole (intestinal worm

⁵ MoH Quarterly Report June 2012

⁶ Due to shortage in drugs supplies in 2012 UNHCR donated medicines to the value of 100,000 USD

treatment). The essential medications available are antibiotics and analgesics. Common diseases treated at the clinic include malaria, ringworm, STIs, HIV/AIDS, pneumonia, diarrhea, and also depression and mental health problems. Recently there have been cases of skin conditions and bloody diarrhea, especially among children. The main causes of death are malaria and diarrhea.

Patients who require referral are initially sent to Dowa district hospital and from there the DHO decides on the next course of action, with further referral if necessary. Referrals are mostly made to Kamuzu Central Hospital (Lilongwe) and Queen Elizabeth Central Hospital (Blantyre). Some patients are referred to private hospitals, however the processing of payment required for these patients may take too long and appointments are sometimes missed as a result. Patients may be taken by ambulance to the district hospital, but there is no arrangement for return to the camp.

Despite its limited capacity the clinic continues to receive a large number of patients. The two Medical Officers share the burden of night shifts, but they have additional management responsibilities, and they also have to organise sanitation activities in the camp.

Staffs claim that refugees do not always respect them. There is a considerable number of psychologically disturbed patients and staff have suffered physical attacks on occasion. Yet there are no disciplinary measures in place.

In discussion the refugees expressed their lack of satisfaction with the health services. They claimed that the medication provided is mostly in the form of pain-killers to treat all ailments. They complained about the lack of service at night and on weekends. Also, they expressed dissatisfaction with the maternity ward, with its lack of privacy and absence of a designated bathing area. On another note, refugees with disabilities do not receive special attention or support to address their needs, i.e. there are no aids, such as, wheelchairs provided, or services such as physiotherapy.

The camp clinic serves a big geographical catchment area and deserves to be upgraded to a rural hospital. This would help to improve services such as inpatient services.

Recommendations

- Considering the size of the population and the wide geographical area, the mission recommends upgrading of the clinic status, ideally to a rural hospital. The issue to be explored with the Ministry of Health, and engagement of other UN agencies (UNICEF, UNAIDS) is encouraged.
- Improvement of the current clinic facilities, namely to ensure privacy and provide bath rooms in the maternity ward, and build a general fence.
- Due to limited capacity at the camp clinic, patients are referred to other hospitals in and outside the district. The mission recommends enhancement of the referral mechanism to address transportation, payments and patient follow-up.
- Take immediate action to solve logistical challenges, including fuel allocation for the ambulance, review of staff structure, rotation roster and supervision.
- The clinic staff are not fully engaged in general camp issues. They should be represented at the camp coordination meetings.

2.6.2 Health and Nutritional status

The nutrition survey of over 300 children under the age of 5, carried out by UNHCR in collaboration with WFP (27 June-5 July 2012), revealed that their nutrition status is stable. The survey found wasting (an indicator of current nutritional status) among the sample to be low, with global acute malnutrition at 1.4% and severe acute malnutrition at just 0.3%. Stunting (an indicator of chronic malnutrition) among the sample was found to be 22.4%, of which only 6.6% was severe, which stands well below thresholds for intervention. The implications of this are that despite only receiving a 50% ration most people have been able to maintain their calorific intake.

Iron deficiency anemia in over 200 children sampled was found to be high at 41.2%, above the 40% critical threshold for intervention. Most cases were categorized as having moderate anemia. The highest prevalence was found in the sample aged 6-23 months (57.7%), with prevalence in all other age groups falling beneath the critical level. This may be correlated to low consumption of iron-rich foods among this group (39%) and the fact that CSB was only consumed by 19.9% of the sample. Interestingly, total anemia among a sample of over 200 non pregnant women was found to be relatively low, at only 16.8%.

The coverage of Vitamin A supplementation was 82% and of measles vaccination 90%. These have slightly declined since 2008; both have fallen below the SPHERE targets of 90% and 95% respectively. The infant feeding practices fall slightly below the desired level. More than half of infants below 6 months are being exclusively breastfed, and the incidence of bottle feeding is very low. Complementary feeding with solid foods typically begins between 6 and 8 months. Breastfeeding continues beyond 12 months for almost half of the children; this practice is encouraged since it improves children's immunity and reduces morbidity.

2.6.3 Target Feeding programs

The number of beneficiaries enrolled in the Supplementary Feeding Program (SFP) at the clinic is low. This may be due to lack of awareness and inactive case finding. The SFP program targets children less of 6-59 months old, and pregnant and lactating mothers who are moderately malnourished. They receive a ration of CSB (Corn Soya Blend) premixed with vegetable oil on a fortnightly basis. The beneficiaries in the Outpatient Therapeutic Program (OTP) are severely malnourished children (< 5yrs) without medical complications. They receive therapeutic feeding in the form of Ready-to-use Therapeutic Food (RUTF), e.g. *chiponde*. Children who are severely malnourished and have medical complications are referred to the Nutrition Rehabilitation Unit at Dowa district hospital for inpatient treatment.

Recommendations

- Supply micronutrient powder for children 6-59 months old to address anemia and prevent other micronutrient deficiencies.
- Improve prevention measures for anemia control, de-worming, and malaria control and improve dietary intake of iron.
- Deliver more training and awareness-raising on feeding practices, especially concerning vitamins and minerals, for instance, the inclusion of vegetables, fruits and fortified foods in the daily diet.

2.7 Water and sanitation

In general, the sanitation in the camp is poor, due to congestion, poor drainage, limited access to family latrines, presence of cattle, goats and pigs within the residential areas, etc. Several actors are involved in camp sanitation, namely the Camp Administration, MoH and the MRCS Scouts Group. There are nine sanitation committees, which are supposed to be supervised by HSAs allocated to various zones. JRS has trained some camp residents on community health, and they are already working with the sanitation committees and the scouts.

More than 60% of the camp population use communal latrines; it is impossible to have family latrines because of lack of space in some parts of the camp. Some communal latrines are full, and others are in need of rehabilitation or poorly used. It is difficult to organize cleaning and maintenance of communal latrines and doors tend to be stolen. Possibilities such as pumping out the filled latrines are being explored, however the major cost involved, in the face of restricted funding and competing needs, poses a big challenge. This year UNHCR funded the casting of 400 dome slabs and distributed them. The Camp Administrator coordinates with the camp management committee and individual leaders on the use of sanitation equipment (bought in 2010) mainly for sweeping and cleaning.

There are 24 water points across the camp. Two systems are maintained - boreholes and taps. An improved tap water system was recently installed; four points work with a solar-powered system accompanied by security lights and washing soaps. Refugees complain about long queues and waiting time (more than ½ hour) at water points; when investigated, it seems that restaurant and bar owners who consume large quantities of water are causing the problem. The recent nutrition survey revealed that 99.5% have access to improved drinking water sources and 64.5% use covered or narrow necked containers. Women from the sanitation committee are assigned to clean the surroundings of the water points.

Vector control for mosquitoes and other pests is done according to seasonal needs. The spraying is done by MoH who also supply impregnated mosquito nets; the nutrition survey revealed that 60% of refugees have nets. However, only a third of the population was sleeping under LLINs, with utilisation rates low across all groups.

In 2012 two sanitation campaigns were conducted to sensitize the communities on the importance of cleanliness, use of toilets, rubbish pits and other facilities. Garbage collection and disposal remain a big challenge. The layout of camp and uncontrolled house construction, haphazard digging and molding of bricks have had a detrimental impact and complicated the sanitation interventions. A housing policy is being established by MoHA which will hopefully address some of the above.

Recommendations

- Conduct a review of roles and responsibilities of all the involved stakeholders in order to clarify issues of ownership and leadership.
- Take immediate action to engage the community in maintaining the existing communal latrines, while seeking more suitable alternative options. Composting latrines with the option of producing biogas for cooking should be explored; this could also address the challenge of garbage disposal.

- Solar operated pumps reportedly have weak capacity especially during winter season. Accelerate the installation of an electric system to ensure maximum use of water sources.
- Enhance monitoring to ensure periodic water testing, equal distribution and general hygiene around the water points.
- Enforce the new housing policy with immediate effect, in order to address sanitation problems.

2.8 Shelter and environment

Dzaleka camp is located on the site of a former prison in Dowa district. It lies in an agricultural area about 40km away from Lilongwe along the road to the district *boma* (Dowa). Dzaleka camp is surrounded by a number of villages who share health and education services with the camp population.

Buildings in the camp serve administrative, educational, commercial, residential and agricultural purposes. Most dwelling-houses are made of mud and temporary roofing, while a few are made of concrete bricks with roofs made of iron sheets. Plots are allocated by the camp administration, and refugees build their own houses. Certain people living outside the camp rent out their premises to newly arriving refugees.

There is a lot of interaction between the camp and the surrounding villages. There is a common market where fresh vegetables, charcoal, firewood and other commodities are sold by traders from both sides.

The Transit Center, which was designed to provide temporary shelter for asylum seekers, is being occupied by migrants. The shelter, made of iron sheets, is in very poor condition and inadequate during the winter.

Environmental degradation is a big concern. An area of few kilometers around the camp has been totally cleared by the refugees who continue to rely on wood and grass for construction and cooking fuel. The District Commissioner and local people have voiced their deep concern and request immediate action. Oxfam supports some district environmental projects, which offer the possibility of cooperation with a view to expanding these projects. UNHCR distributed 16,000 seedlings in an effort to contribute to reforestation, but most of the trees have not survived.

Waste-paper briquettes are made within the camp, introduced as a pilot project by JRS as an income generating project for a group of unaccompanied minors. The activity is currently limited by the availability of waste paper. To optimise the efficiency of the briquettes, they need to be burned in a special stove, which is still being developed for manufacture from recycled cans, within the camp.

Although this innovation does not satisfy the widespread need for cooking fuel, it can contribute to energy supply. More important, the project receives technical support from a Malawian from Dowa, and this encourages further exchange of technical expertise and enhances co-existence. Conditions are favourable for the use of small wind turbines, and the increased use of solar power for camp lighting.

Recommendations

- WFP and UNHCR should explore options for a reforestation project to support Dowa district efforts. The project would benefit both the refugee camp and the surrounding areas.
- As a matter of priority, initiate a project for producing alternative energy. Biogas production should be explored to address waste disposal and energy problems.
- All actors should cooperate in enforcing the housing policy. A systematic housing survey may be necessary to set the baseline - occupancy, ownership, roofing condition, illegal status, etc.

2.9 Education

JRS runs comprehensive education services at Dzaleka Camp, including pre-school for children less than 5 yrs old, primary education targeting children 6-14 year olds, secondary education catering for 13-18 year olds, and adult and vocational programs for out-of-school youth. Accelerated learning, Special Needs Education and English as a second language (ESL) are also implemented as complementary services. JRS runs a 3-year distance learning program (e-learning) that gives access to higher education.

In collaboration with World University Services of Canada and with funding from UNHCR, JRS runs a language and training program for eligible students who after successful completion join Canadian academic institutions. The primary school has over 3,500 pupils while the secondary school has some 410 students. The schools also receive Malawian students; up to 10% of all pupils are from the surrounding villages. Results for public examinations have been very good; the camp schools are rated as the best in Dowa district and some of the best in Malawi. A good part of the budget is spent on teachers' salaries (60 at the primary school and 15 at the secondary school, including Malawians and refugees). Following the Kwacha devaluation, refugee teachers threatened to go on strike, demanding an increase in incentives and equal pay with Malawian teachers; this issue is being handled by JRS and UNHCR.

Enrolment at the primary school is increasing by around 20% a year. By the end of 2011 total enrolment was close to 3,500, up from 2,800 at the beginning of the year; in response, a double shift system was introduced. Despite the successful implementation of the shift system, it is anticipated that in future the school may face problems of overcrowded classes and limited resources and infrastructure due to the increasing intake.

The school feeding program, which offers porridge to school children, has been regular. During focus group discussion children claimed that the meal is not sweet enough and requested more sugar.

2.9.1 Adult and vocational education

The Adult Education department serves more than 500 adults. The intake of women continues to increase, and the crèche that takes pre-school children may have encouraged this. Literacy and language courses are run in English, Swahili, Kinyarwanda and French. Computer classes are run for secondary school teachers, Student Resettlement Program candidates, Advanced ESL graduates and others.

Vocational courses offer opportunities for additional income. Carpentry and Bricklaying courses lead to work in the camp; carpentry students are able to make furniture for schools and for sale. Some refugees have attended a one-year tailoring program at the DAPP teacher training college, which will enable them to start small businesses.

Students graduated from vocational training are encouraged to share their knowledge and cooperate with other refugees to start income-generating activities where possible. Business and entrepreneurship training offered by JRS was technically strong and offered students good skills to enable them to start small businesses. Lack of resources for start-up capital is the main challenge.

Recommendations

- Continue to support the basic education program, and consider increasing the proportion of Malawian students in non-formal and vocational training to 15%.
- Take action to follow up and trace girls at risk of dropping out, especially at secondary level.
- In view of the high intake at primary level, measures need to be taken to expand provision.
- The mission applauds efforts made in vocational training (carpentry, bricklaying, tailoring, etc) and recommends that additional funds be provided to support income generation projects for the graduated students and others.
- Review the school feeding program with a view to accommodating children's tastes.

2.10 Security situation

Malawi continues to receive new arrivals from the Horn of Africa, especially from Somalia and Ethiopia, at an average of 130 per month. This issue has been raised by politicians at high level as well as in media headlines; this has caused fear and uncertainty among the refugees and asylum seekers, especially when no clear distinction was made between genuine asylum seekers and migrants. Some 49 illegal immigrants drowned on Lake Malawi after the overloaded boat they were travelling in capsized; this incident raised more attention to illegal migration.

In another development in 2012, the refugees doing businesses outside camp were the target of xenophobic attacks. Many have returned unwillingly to the camp, after losing property and facing physical assault. Local businessmen in Dowa and other districts have been petitioning the Government to force refugees back to the camp. Shops owned by refugees and other foreigners have been looted. Considering the increasing economic pressures, and the Government's tight encampment policy, the situation remains unpredictable.

The refugees and the local population have lived side by side for many years, but tension increased recently after the death of a Malawian who was murdered by refugees. Four refugee suspects were arrested in connection with this incident, which had a negative impact on relations between the camp population and the Malawians.

Crimes reported in the camp are mostly theft, physical assault and drunkenness. The police post located in the camp receives direct reports from refugees, and cases are then referred to the court in Dowa

district as need be. The refugees in Malawi have full access to the legal system, however the capacity of the police at the camp is limited. The police post is run by junior officers with insufficient experience to process cases properly. Many cases are handled through mediation, which leaves women and vulnerable people subject to exploitation. The current system of frequent rotation may have contributed to poor follow-up and case management. Refugees have little confidence in the police on site.

The camp also hosts a mobile police unit staffed by female police officers. It is felt that there is no added value in their presence, and they occupy the Victim Support Unit, which is needed to host victims of violence.

Recommendations

- To mitigate the recurrent petty crimes, the mission recommends active engagement of the community including leaders and others, especially to reduce assault and drunkenness.
- The police post should be reinforced with senior officers, and the current rotation system should be reviewed to ensure effective response and management of security concerns.
- Organise awareness-raising among the community on legal issues, so that cases (especially those related to abuse of women and children) are fully processed and the criminals brought to justice.
- More training should be given to policemen on refugee protection issues, especially SGBV.

CHAPTER 3: AGRICULTURAL PRODUCTION

3.1 Crop production

The area surrounding Dzaleka camp is agricultural land used by local communities. The Government of Malawi allocated some land inside the camp to households with 7 or more people so that they should engage in small agricultural activities. Due to insufficient land available, plots were distributed on a 'first come first served' basis to large households. Attempts at redistribution have not been successful. Only 15% of total refugees interviewed said they had received land, despite the fact that the majority of refugees are cultivating crops. The plots generally do not exceed 0.5 acres per family (see Annex 2).

If a refugee is not entitled to receive land and they want to engage in agriculture, they must rent land outside the camp. The rents vary according to the season; generally, the rent per acre is about 18.000MK. The land available is quite distant and people are walking at least 3-4 km to reach the plots. These are some of the reasons why few people in the camp rent land outside.

Most people are cultivating maize, and there is some production of cassava, sweet potatoes, beans and other vegetables. More men than women tend to engage in agricultural activities, and Rwandans are well known to rely on farming more than other nationalities. Maize is among the most cultivated crops, followed by cassava, sweet potatoes and vegetable (see Annex 2).

In focus group discussions with the chiefs of villages surrounding the camp it came out that many refugees were caught stealing crops during the last harvest season. This might be due to limited resources and options within the camp, and the reduction of the food ration by 50%, which has pushed people to seek negative ways of coping, such as theft.

3.1.1 Access to agricultural inputs

In the agricultural season 2011-2012 most refugees which had received land from the Government were also provided with agricultural inputs (fertilizers and seeds) funded by UNHCR and distributed by MRCS. However, according to the respondents the inputs were not enough to give good productivity. In addition, the low rainfall in the past season prevented effective utilization of inputs.

3.1.2 Livestock ownership

Very few households own animals in the camp. The most common animals owned are chickens, goats and pigs. Just one person in the camp owns some livestock (cows) which are grazing within the camp. Animals are usually kept for own consumption, but a few people are selling them to buy other food commodities and cover other expenses.

Recommendations

- The GoM should explore options for expansion of and support for agricultural activities, WFP/UNHCR to further explore this possibility with the GoM and relevant UN development agencies such as FAO and others.
- Enable re-allocation of plots and provision of agricultural inputs, technical support and monitoring to optimize crop production within the camp and in its vicinity.

CHAPTER 4: HOUSEHOLD FOOD SECURITY AND SELF-RELIANCE

This chapter describes findings on dietary diversity, current consumption, and seasonal dependency on markets, as well as food access and preferences. Livelihood activities, coping mechanisms, expenditure, and assets ownership are also tackled.

4.1 Dietary diversity and food sources

4.1.1 Dietary diversity

Households were asked to report the frequency with which a list of food items was consumed. This question was aimed at collecting information on the diversity of their diets and the frequency of food consumption.

The survey showed that children under 5 consume an average of 4.1 meals per day; children between 5-17 years old have 3.2 meals a day and adults have 1.9 meals a day. The most commonly consumed food item is cereal which is eaten at least once a day by all households; this is followed by pulses, vegetables and oils/fats, which are eaten at least one day a week by most households. A third of households eat animal proteins at least one day a week, and fruits and milk/milk products are seldom eaten (Annex 3).

There is no significant difference in the consumption patterns between the head and the rest of the household. These findings indicate that the WFP ration remains the main source of food, with some access to fresh food commodities available at the market.

4.1.2 Food sources – Current consumption

Food sources were analyzed to estimate their relative importance in the diet. Overall, main sources of food vary between food assistance and purchases (see Annex 3).

Food assistance consists of cereals (particularly maize), CSB, sugar, iodized salt, vegetable oil and pulses. Other food types consumed, such as vegetables, fruits, meat/fish and milk or milk products, are mainly purchased. Food assistance accounts for 82.0% of the cereals consumed and 7.5% of cereals are purchased. Food assistance accounts for over half of the sugar consumed and the rest is purchased (see Annex 3).

Currently there is high dependency on food assistance and on purchases. The main sources of income are sales of food assistance received and small businesses (refer to section 4.5 Livelihood activities and 4.4 Food utilization).

4.1.3 Food sources – Seasonal dependency

Households were asked to report the months that they were mostly relying on (1) their own production, (2) purchase, (3) both production and purchase, or (4) food assistance. Annex 3 shows that household's dependency on either the market and or food assistance is consistent throughout the year. Furthermore, the figure shows that there is no significant dependency on production or a combination of production and purchase. However, there is high dependency on food assistance and on purchase.

Through the seasons, the percentage of households relying on purchase for food ranges from 37.1% in August and October to 41.6% in March while the percentage of households relying on food assistance

ranges from 48.7% in August and October to 55.4% households in January and February. Further analysis by gender of households head and nationality shows a similar trend. This is despite allocation of agricultural land to some households.

4.2 Market access

Refugees have access chiefly to two markets, both located within the camp boundary. The main market operates every Tuesday, where both Malawians and refugees buy and sell food items such as maize, rice, vegetable, fruits, oil, fish and meat, as well as non-food items such as sources of fuel, soap and clothing. The other market is much smaller and is usually open all week, and most commodities can also be found in this market. Among the refugee population, Burundians own the majority of small businesses, while Rwandan farmers mainly supply the vegetables. Malawians are the main market traders.

It is important to note that refugees are not allowed to run businesses outside the camp unless they have a business license. A business license is prohibitively expensive for them (about 90,000MK or more than 300USD, and capital of not less than 50,000USD), and as a result their sources of income are limited to those from activities within the camp.

4.3 Food preference

Refugees were asked about their food preferences, since during focus group discussions many of them said they were unhappy with some of the commodities they receive. The main complaints were regarding pulses, which at the moment are mainly pigeon peas. Most refugees prefer red or white beans. They also complained that they do not receive enough salt and sugar. Another complaint concerned the whole-grain maize that they receive; they incur extra expense and effort to grind it. It should be noted that the current maize ration caters for the cost of milling (an additional 2Kg of maize grains is provided). Private grinding mills are available at the camp, however as the cost of fuel increases, so do milling costs (estimated currently at 66 MK per capita per month).

Some refugees, especially Somalis and Burundians, complained about maize. Most of them are selling it to purchase rice or pasta, which they prefer.

4.4 Food utilization

Focus group discussions and results from the survey reveal that beneficiaries normally sell a big portion of their food ration; slightly fewer men than women report that they sell commodities.

The main reasons for selling food commodities from food assistance are to purchase other food and non-food items, as well as to cover other expenses such as grinding maize, school fees and medical expenses (see Annex 3). The most commonly sold food commodities are cereals and pulses. The preferable foods that are purchased are vegetables, beans, bread, and the non-food items that are purchased include soap and fuel for cooking.

The quantity of commodities sold/exchanged is less than half of the amount received from food assistance among about 60% of refugees interviewed, however about 40% sell about half of their maize

ration. About 50% of all households sell at least half of the oil ration; this may be because the type of oil provided is not acceptable (see Annex 3).

Sometimes refugees barter part of their food ration for other commodities. However most of the food ration is sold to other refugees who have different uses, such as beer brewing (in the case of maize). Alternatively, they stockpile the commodities in order to sell at a higher price at a different time of the year. Table 4 below shows the proportion of households consuming half or less than half of the various commodities given in food assistance.

Table 4: Proportion of HHs consuming half or less than half of commodity during the last food ration

		Cereal		Pulses		Oil		CSB	
		Half	Less than half	Half	Less than Half	Half	Less than half	Half	Less than half
Gender of the HH head	Male	39.3%	60.6%	33.3%	50.0%	58.3%	33.3%	40.0%	0.0%
	Female	44.8%	51.7%	33.3%	55.5%	50.0%	37.5%	50.0%	0.0%
Country of origin	Burundi	42.3%	57.6%	33.3%	50.0%	50.0%	50.0%	66.6%	0.0%
	DRC/Congo	40.9%	59.0%	38.8%	44.4%	53.8%	30.7%	25.0%	0.0%
	Rwanda	31.2%	62.5%	0.0%	100.0%	66.6%	33.3%	0.0%	0.0%
	Total	41.1%	57.7%	33.3%	51.8%	55.0%	35.0%	42.8%	0.0%

Generally, women have the final decision on how to use the food received from assistance. This shows the importance of the role of refugee women in regard to household food security (see Annex 3).

4.5 Livelihood activities

The concept of livelihood comprises the capabilities, assets and activities required to secure basic needs – food, shelter, health, education and income. This section highlights the main livelihood activities and combinations of activities that sustain households, with their relative importance to the household's income strategy.

4.5.1 Main livelihood

Respondents were asked to name their households' three most important livelihood activities in order of importance and to estimate the contribution of each to the household's overall livelihood.

Results in Table 5 below show that food assistance is the main livelihood source in 43% of total sampled households. Ten per cent of households report that small businesses are their main livelihood source, followed by 7% of households citing casual labour.

Table 5: Percentage of households by main livelihood activity

Livelihood activities	Percentage of households reporting the activities as their main livelihood source
Food assistance	43%
Small business	10%
Casual labour	7%
No other source	7%
Gifts	6%
Skilled trade/artisan	6%
Remittance	5%
Food crop production/sales	4%
Formal salary/wages	3%
Cash crop production	2%
Charcoal selling	2%
Petty trade	1%
Begging	1%
Other	5%

Comparison between male and female headed households shows that food assistance remains the main source of income for 45% of male-headed households and 56% of female-headed households. A higher proportion of male heads of households (12%) gave small business as their main livelihood activity compared with female heads (6%).

Further analysis of the livelihoods employed by different nationalities shows that only 23% of the Rwandan nationals indicated food assistance as the main livelihood source; 48% and 61% of the Burundian and DRC nationals

respectively have food assistance as the main livelihood source. About half of the Rwandan nationals rely on food production, casual labor and small business to supplement the food assistance provided. On the other hand, about a quarter of the DRC nationals are relying on skilled trade/artisan and gifts in addition to food assistance (although the majority do rely mainly on food assistance). Almost half of Burundian nationals rely mainly on food assistance, but their livelihood is also composed of small businesses and remittances.

A focus group discussion revealed that the small businesses that most of the camp residents engage in are grocery shops, and selling vegetables and charcoal; the skilled people/artisans do carpentry, building and operate barber shops. Informal loan provision groups give access to loans, which have been taken out by 10% of camp residents. Despite the challenge of taking out loans, there is a general wish for more formal loan and savings groups to be provided. Also, there is general interest in gaining more skills for agricultural activities and business.

Some camp residents are engaged in income generation activities that range from agricultural production to skilled trades. These activities take place within the camp, following the Refugee Policy that restricts movement and involvement in such activities outside the camp. This shows the potential among some of the camp residents to be self-reliant. However, there is still a proportion of residents that need assistance with both food and social amenities such as education and health. These vulnerable groups include the elderly, people with disabilities, the chronically ill, child-headed households and households hosting unaccompanied minors or orphans.

The assessment shows that, in addition to the continued provision of food assistance which the majority rely on, an enhancement of the livelihood activities based on national interests would be a good

approach in strengthening their livelihoods, and a starting point in moving towards building and strengthening self-reliance for those with potential.

4.6 Asset ownership

Asset ownership refers to ownership of items such as furniture or equipment (e.g. TV or radio). Household assets can either be productive (e.g. agricultural tools like sickles, hoes and *pangas*) or non-productive (e.g. tables, chairs and mosquito nets).

During the survey, information from households was gathered regarding ownership of assets⁷. Information was used to compute the household wealth index, which is defined on the basis of the number of different types of productive and/or non-productive assets owned by a household. Through this wealth index groups are classified as:

- Assets Poor: 0 to 4 different types of assets.
- Assets Medium: 5 to 9 different types of assets.
- Assets Rich: 10 or more different types of assets.

Table 6: Proportion of HHs belonging to different assets categories

Description	Category	Total assets categories		
		Assets poor	Assets medium	Assets rich
Gender of the HH head	Male	50.0%	35.8%	14.1%
	Female	65.0%	25.3%	9.6%
Nationality	Burundi	43.7%	43.7%	12.5%
	DRC/Congo	59.2%	30.7%	10.0%
	Rwanda	58.4%	26.1%	15.3%
	Total	54.6%	32.5%	12.7%

The survey revealed that 65% of female headed households belong to the assets poor group, compared with 50% of the male headed households, while there are few households belonging to the assets rich group. Among the different nationalities, 59% of Congolese and 58% of Rwandan refugees fall into the category of assets poor, compared with 44% of Burundians. Fifty-five per cent of households are asset poor, 32% are in

the assets medium category and 13% are asset rich (Table 6). The majority of households own few assets, and 89% of them reported to have sold assets in the last 3 months (see Annex 4).

Interestingly, the above finding was supported by a focus group discussion with women of different nationalities, who considered Rwandans better off, followed by Burundians and Congolese as economically more vulnerable. The Congolese are late arrivals, which may have affected their ability to gain as many resources as others.

About half of the households interviewed reported that the main reason for selling assets is to buy food for their own consumption. Daily expenses such as medical costs are additional reasons to sell assets (see Annex 4).

⁷ The list comprises chair, table, bed, TV, radio, fishing nets, canoes, axe, sickle, panga/machete, mortar/pestle, hoe, ox cart, tractor, hand mill, bicycle, harrow, plough, sewing machine, hammer mill, mobile phone, DVD player and computer.

4.7 Expenditures

This section examines expenditure patterns of households. Information on food and some non-food items frequently purchased by the sampled households was collected using a 30-day recall period. A 6-month recall period was used for additional non-food items that are less frequently purchased (such as health/medical care, education, clothes, debt repayment, agricultural inputs). The analysis is based on estimated monthly expenditure; absolute values on expenditure are based on household estimates and so the assessment is not a comprehensive expenditure survey.

4.7.1 Monthly expenditures

Despite the restriction in the Refugee Policy and with reference to findings in section 4.5 Livelihood activities, the assessment results show that the refugees are able to generate income through engaging in different livelihood activities within the camp. The following section explores expenditure patterns among the camp residents with particular focus on the trends across different nationalities and vulnerability characteristics.

4.7.2 Trends in food expenditures

Table 7 below gives a summary of per capita expenditure and the percentage of the total household expenditures allocated to food; these findings are disaggregated by gender of the household head and by nationality. Overall, monthly household expenditure is approximately MK2,210 per capita with no significant difference between the different categories of household. In a comparison of nationalities, we see that only Somalians have significantly ($P < 0.05$) higher per capita expenditure. On average, households are reported to spend approximately MK4,860 on food and MK3,440 on non-food items each month. This means that out of the total household monthly expenditure, 50.6% is allocated to food with no significant difference between the male and female headed households and across nationalities.

Table 7: Monthly household expenditure

	Category	Mean per capita expenditure	Percentage of total HH expenditures spent on food
Gender of the household head	Male	2259.98	52.2%
	Female	2110.43	47.0%
Nationality	Burundi	1756.11	52.8%
	DRC/Congo	2023.87	51.1%
	Rwanda	2631.24	48.6%
	Somalia	7699.33	44.0%
	Ethiopia	1826.20	37.0%
Overall	Total	2213.93	50.6%

An analysis of total monthly food expenditures shows that refugees are spending a substantial proportion on other cereals that are preferable to the maize provided. This is in addition to buying other food types not provided such as fruits, vegetables, meat/fish, roots and tubers (see Annex 3).

The findings indicate that is worth considering providing a food basket that will reduce food expenditure. A food basket that includes most of the preferred foods will likely reduce expenditure on food, and expenditure way then be diverted to non-food needs and various assets.

4.8 Coping Strategies

This section explores the coping mechanisms employed by the sampled households to access their food needs. Coping strategies were listed and given severity weight in order to calculate an index.

Table 8 below gives a summary of the particular coping mechanisms used by households more than once in the month prior to the survey. The most commonly used mechanisms were: Reducing the number of meals per day (92.9% of sampled households), followed by limiting meal portion size (87.3%), and relying on less expensive or less preferred foods (70.0%). Overall, the average CSI was 84.9, which is very high.

Table 8: Percentage of households using the coping strategies more than once in the preceding month

Coping mechanism	Percentage of households
Reduce number of meals eaten per day	92.9%
Limit portion size at mealtimes	87.3%
Rely on less expensive or less preferred foods	70.0%
Borrow food or rely on help from friends or relatives	60.3%
Reduce adult consumption so children can eat	57.7%
Purchase/borrow food on credit	41.6%
Skip entire days without eating	38.9%
Rely on casual labour for food	36.7%
Send household members to beg	18.7%
Send HH members to eat elsewhere	11.2%
Gather unusual types or amounts of wild food/hunt	9.7%
Harvest immature crops (e.g. green maize)	8.6%

4.9 Analysis of household food security

Food security classification was done by analyzing the current food consumption for household members as well as the capacity of households to face future shocks, or coping capacity and the share of income expenditure on food. Food consumption reflects the diversity and frequency (number of days per week) of the food items consumed by the households and computed as a score. Households were categorized to have acceptable, borderline or poor consumption based on the food consumption score obtained (>35, 21.5 - <35, and <21.5 respectively). Coping capacity was measured by computing the CSI. Higher CSI indicated that the households were using many ways of coping with the food stress, hence

they are highly food insecure. Proportion of household income expenditure on food over the non-food item expenditure was determined and households categorized into four groups as follows: <50%; 50% - >65%; 65% - <75% and >75% income share expenditure on food. The higher income share expenditure on food indicates the high stress on food by households. The combined analysis of the three indicators provided the overall security situation at the camp. Households were categorized into four groups: food secure; mildly food insecure; moderately food insecure; and severely food insecure.

Table 9 below shows that overall, approximately 1% of the total households are severely food insecure, 10.9% moderately food insecure, 64.8% mildly food insecure and only 23.6% food secure. Furthermore, although 23.4% of the households are found to be food secure, there is high dependency on food assistance as the main livelihood source, hence need for continued food assistance.

Table 9: Household Food Security Console

	Domain	Key concern	Tool	Food secure	Mild food insecurity	Moderate food insecurity	Severe food insecurity
Current status	Food Consumption	Inadequate quantity, quality food	Food consumption score	51.3%	41.9%		6.7%
Coping capacity	Food expenditure share	High total expenditure share on food	High to very high share of total expenditure on food	43.9%	25.1%	14.1%	16.9%
	Asset depletion	Livelihood coping strategies reducing human capital	Indicators based on stress, crisis and emergency strategies	90.2%	1.9%	7.5%	
Summary indicator	Overall food insecurity rates	Each household is assigned to food insecurity group based on an average of FCS and coping capacity where coping capacity is an average of food expenditure share and asset depletion indicators		23.6%	64.8%	10.9%	0.7%

Recommendations

- In general, there is need to continue with food assistance support to all the refugees even though the assessment found that 23.6% of the total households are food secure. This is based on the fact that the food assistance is contributing more than 75% of the food security status. This is evident by the heavy reliance on food assistance in addition to the purchases, where some of the income raised is coming from the sales of food assistance.
- Reconsider giving the full food ration and additional provision of non-food items to avoid depletion of assets and guarantee more food security.
- The food basket composition should be reviewed and possibly modified, for instance substitute pigeon peas with red or white beans (better in terms of taste and cooking time). Also, milled maize and rice should substitute maize grain in the food basket, preferably distributed alternatively.

CHAPTER 5: FOOD ASSISTANCE PROGRAMME

Approximately 14,700 refugees have been receiving food assistance under the Protracted Relief and Recovery Operation (PRRO 200087) implemented by WFP. Malawi Red Cross is in charge of distribution of the food commodities to the refugees. Of the household surveyed 100% of them reported to have received WFP food ration every month in the past six months.

5.1 Food pipeline situation

In February 2012, due to the lack of funding for the food assistance programme, WFP in collaboration with the Government, UNHCR and other implementing partners agreed to reduce the standard food ration by 50%. This decision was not welcomed by the refugee population. The requirement shortfall during 2012 was estimated at 1,043.7 MT (Table 9). In order to continue providing food for refugees WFP has been borrowing food commodities from other ongoing operations.

Table 10: WFP's commodity shortfall analysis and monetary value (from Oct – Dec 2012]

Commodity	MT	Cost (US\$)
Maize	538.0	222,672.66
Pulses (pigeon peas)	146.8	104,550.87
Iodised salt	19.8	25,795.00
Sugar	48.1	48,006.30
CSB	251.0	203,085.33
Veg. Oil	39.3	94,480.09
Total	1,043.7	689,590.25

5.2 Food procurement and delivery

Most of the commodities distributed in the camp are procured locally except oil. There were no specific issues regarding the delivery of food as Malawi has good road infrastructure. It was observed that the warehouse at the camp is too small to accommodate all the food commodities required for one complete distribution cycle. This situation has led to distributing the food commodities directly from the truck to beneficiaries, without offloading to the warehouse. Therefore, to avoid problems during food delivery, it is important that the trucks carrying the food should bring all commodities in the food basket.

5.3 Food ration and targeting

The standard food ration is presented in Table 11 below. However, the funding shortfall led to the refugees receiving half ration during February to August 2012 with the exception of June. In months when the resource situation improved, the ration of maize was adjusted up to normal while other commodities remained at half ration. Till now the ration has not been to full scale. The refugee community complained during focus group discussion of the inadequacy of the half ration. This is critical to some groups of people within the community, such as unaccompanied children, child headed households, elderly headed households, widows, people with disabilities, and households with chronically ill people.

Table 11: Monthly food rations and nutritional value

Commodity	Monthly ration per person (kg)	Daily ration/person grams	Kcal	Protein (grams)	Fat (grams)
Maize	14	400	1,440	28	2
Pulses	1.8	60	201	12	0.72
Vegetable oil	0.75	25	222	0	25
Sugar	0.45	15	60	0	0
Salt	0.15	5	0	0	0
CSB	1.5	50	195	7	3
TOTAL			2, 118	47	30.72

5.4 Reliance on food assistance

Thus far all the refugee population has been targeted to receive food assistance. However, during the JAM it was found that some of the refugees are able to sustain their livelihood without food assistance, thus they might be considered self-reliant. This is verified by the adequacy of the food security situation during the assessment despite the half ration. Some refugees are able to source other foods, especially those with other sources of livelihood. It was observed that some refugees have good livelihood sources such as running businesses in the camp or in urban areas, from which they derive income to purchase basic food commodities. Despite that, most refugees still need food assistance; as has been described elsewhere, their self-sufficiency is precarious given the restrictive legal framework. It was found that some groups of refugees are more vulnerable than others, such as: unaccompanied children, child headed households, elderly headed households, widows, female headed households, people with disabilities, and households with family members who are chronically ill people. The 50% reduction of the food ration has been negatively affecting their food security situation and has worsened their health status. These households require provision of 100% ration at all times.

Recommendations

- The majority of refugees continue to be highly reliant on food assistance to meet their consumption needs. Therefore it is important that WFP should continue implementing the food assistance programme in the camp.
- WFP should ensure that each truck transporting food to the camp is loaded with commodities constituting the full food basket in order to speed up the distribution process and avoiding storing commodities in the small warehouse.
- When the situation requires providing half ration, the most vulnerable groups of people should continue receiving the whole ration. The most vulnerable people are the following: single children, elderly headed households, widows, households that are keeping chronically ill people.

5.5 Transfer preferences

During the JAM 2012, WFP and UNHCR agreed to investigate the refugees' transfer preferences in order to find out the feasibility of introducing different transfer modalities, such as cash and vouchers. This part of the survey has been difficult because both agencies were very concerned not to raise expectations among refugees. As a result, during the survey enumerators explained that these questions

were being asked only to assess whether other forms of assistance might be considered acceptable by the community and that no changes to the current food assistance were foreseen in the near future.

About 50% of the respondents answered that food is still the preferred form of transfer. The combination of cash and food is the second most preferred form of assistance, followed by cash (see Annex 5). According to respondents, the main reason to prefer food compared to the other forms of assistance is to satisfy the household's food shortage. High food prices in the market and their unpredictability are considered secondary reasons (see Annex 5).

CHAPTER 6: NON FOOD AND OTHER RELATED ISSUES

6.1 Non-Food Items

UNHCR continues to provide basic Non-Food Items (NFI), however due to limited resources not all intended items were made available in sufficient quantities. Distribution is done through MRCS and has been regular for some commodities, such as soap, sanitary pads and kerosene. In 2012 about 73,768 tablets of soap were distributed in the first three rounds of distribution; the ration was 2 pieces of 200gm each person/month. Refugees requested an increase in the soap ration. More than 6,500 blankets, 2,150 mosquito nets and 9,669 sanitary pads for women of reproductive age were distributed. The sanitary pads were issued to 3,223 females. Furthermore, there was ad hoc targeted distribution of items such as sleeping mats, kitchen sets, baby sets for new born babies, shrouds for dead bodies.

Due to the funding shortfall, the quantity of NFI was insufficient. Access to cooking fuel is a major concern to refugees and the cost is heavy. Charcoal is the major energy source for 95% of camp residents, in addition to firewood, which requires walking long distances and is not without hazards, especially for women (see Annex 6).

Kerosene is mostly used for lighting, however it is often sold as some refugees use candles; 18,382 liters of kerosene was supplied to 1,600 households at a rate of 3 liters per month (see Annex 6). To conserve energy, MRCS encourage the production and use of clay stoves, however this is still at a very small scale.

On another note, a donation of sport materials was received and distributed to both refugees and the local population. Tapelines and other roofing materials were distributed to targeted groups following a house to house survey. No clothes were supplied, and winter clothes are in high demand because the camp is windy and cold a lot of the year.

Recommendations

- Since access to cooking fuel is a major concern and a big expenditure item, alternative fuel source should be explored.
- Increase the soap ration to at least 250 gm, in order to improve personal hygiene and prevent skin diseases which are reported by the camp clinic.
- More efforts should be made to mobilize resources to supply winter clothes, especially for children and elderly groups.
- Review the types of sanitary pads/methods of sanitary protection supplied.

6.2 Community Services

MRCS provides social services to a number of persons with specific needs; this is done through refugee committees established to strengthen cooperation between the MRCS and the refugee community. Refugee committees such as UAM, survivors of SGBV, elderly and persons with specific needs (disabilities) are meant to provide social support to their members and facilitate communication with service providers. Individual assessment counseling and support is offered on ad hoc basis. In cooperation with UNHCR, Best Interests Assessments are carried out for separated and unaccompanied minors. Zone visits are carried out by UNHCR protection and community services, to assess and follow

up cases at home level. MRCS also provides cash grants for a limited number of vulnerable women to start small businesses; on a case by case basis, NFI are also provided to those categories. Female headed households and the elderly are assisted with house construction and repair.

MRCS supports two football teams who are known to be strong - this is the only regular organized activity for youth. Also, TV with mixed entertainment programs is made available at the MRCS Hall where children and adults can watch during the day or evening hours.

JRC run a number of social activities, too, but with more focus on community based approaches and a long-term development impact. A wide range of adult learning programs has been introduced, aimed at skills development and capacity building. Adult education is designed to meet identified needs, and so in addition to theoretical knowledge it offers the chance for community work. Students graduated from courses such as business, community health and communication have been sharing their knowledge with fellow refugees and addressing some local issues. Most of these courses run for 6 months with close follow-up and technical support. These interventions not only enhance self-reliance, they also provide a huge boost in the psychological wellbeing of youth especially.

The disparate nature of the population in the camp, with cultural and religious variations between the groups, makes the place susceptible to all sorts of social problems. Lack of trust, abuse, and physical and verbal assault are common, with women and children often the victims. These types of issues are handled case by case from the security angle. Community response should be developed to address the root causes and make the camp environment friendlier, especially for the most vulnerable.

The community leadership structures should be reviewed to encourage the participation of youth and women in addressing social challenges in an inclusive and participatory manner. The minority groups (a total of 31 persons of different nationalities) are quite vulnerable as they lack the support from their communities that most other refugees enjoy.

Despite efforts, SGBV remains a concern; survival sex, early pregnancy, wife battering, and girls dropping out from school are some of the issues that require immediate action. Furthermore, witchcraft and other harmful practices are contributing negatively to the social problems. There is a GBV committee with 40 members; victims are counseled and individually assisted, but the lack of a temporary shelter as a refuge poses a challenge. Discussion is underway between WFP, UNHCR and other relevant actors to initiate a pilot project which aims at addressing gender based violence through community mobilization and behavior change. More initiatives like the 'Young men as equal partners in GBV' football tournament, in which 300 young men took part, could be effective.

Child protection is another challenge, because of the camp's limited capacity to offer a protective environment for child growth and development. Orphans living alone face major challenges in meeting their day to day needs, and those living with foster families may be subject to discrimination and abuse. The UAM groups are encouraged to join forces in small projects which, in addition to generating income, offer them psychological and social support. To improve the protection environment it is crucial that all stakeholders should be given more training and awareness-raising on child protection issues.

UNHCR continues to provide financial and technical support to implementing partners. A Senior Community Services Officer has been deployed by UNHCR on a 6-month mission to give support to operations at Dzaleka, including this JAM exercise.

Recommendations

- Existing efforts to reduce gender based violence should be given resources and technical support.
- There should be more dialogue between the various population groups, leading to community participation in addressing the impact of harmful practices and eliminating them.
- Additional efforts should be directed at training and awareness-raising in child protection.

CHAPTER 7: CONCLUSION AND RECOMMENDATIONS

The government's encampment policy and the reservation made on the Geneva Convention in relation to freedom of movement pose a major constraint for refugees' self-reliance and their efforts to improve their living conditions through engagement in small-scale economic activities. The refugees depend to a great extent on external aid provided through WFP and UNHCR, and this is unlikely to change in the immediate future.

The situation in Congo, especially Eastern Congo, continues to generate refugees. Despite the stability in Rwanda and the expected adoption of the Cessation Clause, the actual process of voluntary repatriation may not yield fruits in 2013 in terms of a meaningful reduction in the refugee population of Malawi. Voluntary repatriation is a key durable solution for the majority of refugees in Malawi, and UNHCR intends to intensify efforts on sensitization, with a commitment to return refugees to their country of origin with dignity and respect. Yet so far refugees are not keen to go for this option. The resettlement option continues to be explored, however the intake will remain minimal and resettlement is open only to who have pressing protection needs, with preference given to those who have stayed long in the camp.

The signs of fatigue shown by the Malawian people and their government may negatively affect the refugees and further constrain their already limited options for self-reliance. It is anticipated that the majority of refugees in the camp will continue to be highly reliant on food assistance to meet their day-to-day food needs. Therefore it is important that WFP should continue their support in order to preserve refugees' dignity and maintain the existing protection space.

The agriculture that is the main activity for the local population in the surrounding villages is not an option of the vast majority of refugees. The densely populated camp occupies a small piece of land with no possibility of expansion, surrounded as it is by villages whose situation is even more desperate than that of the refugees. To maximize use of the existing land area, a review should be carried out leading to redistribution of plots and added provision of agriculture inputs. Further cooperation between refugees and the local population may lead to some formal arrangements for accessing food and growing crops.

The current food delivery and distribution systems are satisfactory, nevertheless improvements need to be made at the distribution center; also, the monitoring system needs attention. No concerns were raised regarding food quality, however refugees ask for more variety in order to diversify their diet. They recommended adjusting the types of cereals to include milled maize and rice; they asked that different pulses be provided (not pigeon peas); and they request a change from the current palm oil to other types of vegetable oil (preferably in a one litre units for easy distribution). Palm oil tends to solidify at cooler temperatures and requires heat treatment to revert to liquid form.

Refugees have shown their ability to complement the WFP ration with their own resources, i.e. through running small businesses, producing their own food, earning income from casual labor and employment. Nonetheless, the mission recommends the provision of the full ration for the next PRRO programme. If there is a shortfall in the supply of food commodities, the refugees should receive half ration with

exception of the vulnerable groups (female headed households, UAM, elderly persons aged over 60 yrs, persons with disabilities, etc) who should receive the full ration. Refugees satisfying these criteria can be identified through the UNHCR database.

Environmental deterioration is a major problem. The local Malawian population and district authorities have showed concern and requested immediate intervention. UNHCR and WFP should join forces to support district efforts to address deforestation. Meanwhile alternative options for fuel supply should be promoted to reduce the current full reliance on wood and charcoal.

UNHCR is responsible of the supply of non-food items. Some commodities are distributed regularly while there can be shortages of some others. More resources are required to meet an increase in the soap ration, to supply winter clothes and to arrange alternatives energy options for cooking.

The education services, both formal and non-formal, are well managed. Adult education offers a solid base for the promotion of self-reliance, especially business entrepreneurship courses. More resources should be sought to expand existing small income generating projects, and provide seed money for new ventures.

The mission witnessed good cooperation amongst the stakeholders. Particular focus should be placed on including clinic staff representatives in decision-making on matters of camp management.

Although the clinic provides free of charge primary health services to the camp and broader catchment areas, its capacity is limited and it lacks some important components, such as laboratory and inpatient facilities. In view of the fact that it is oversubscribed, the mission recommends that it be upgraded to a rural hospital.

The poor sanitation in the camp is a major challenge, especially in relation to waste disposal. Also, major investment is required to bring latrines to an acceptable standard. Attention and resources should be paid to these two issues, among others. The water system is functioning well, however the energy supply to water points needs attention and drawing of water needs to be controlled in a more equitable way.

Key Recommendations

1. The mission recommends that WFP should continue to provide food assistance to all refugees in Dzaleka camp in the successor PRRO project cycle. They have either no or little access to land for crop production. Additionally, they do not have sustainable livelihood sources of income to procure food.
2. In case of a shortfall in food commodities due to lack of funds, priority should be given to vulnerable groups who should receive full ration such as: elderly headed households, widows, those with disabilities, households with family members who are chronically ill, child headed households and unaccompanied minors or orphans.
3. The food basket composition should be reviewed and possibly modified. Provision of well accepted types of pulses is recommended such as red or white beans to replace pigeon peas, which refugees

do not find acceptable. Furthermore, maize meal and rice should replace maize grain in the food basket, preferably in alternate order.

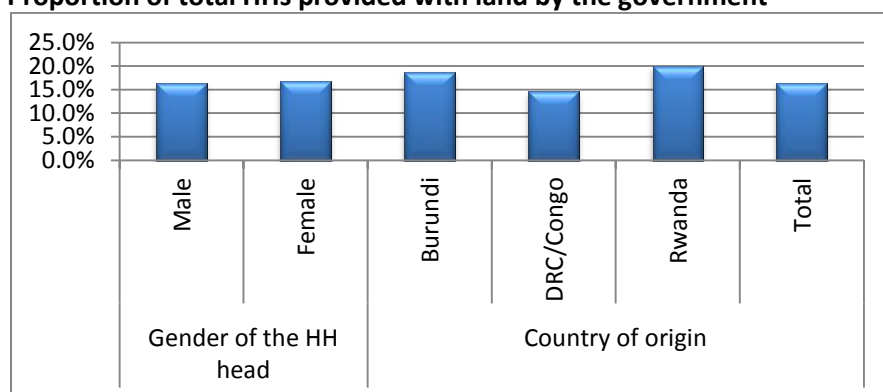
4. Micronutrient powder should be provided to all refugees to address iron deficiency anemia and to prevent any other micronutrient deficiencies in the camp. CSB should continue to be provided to households especially those with children under five.
5. The mission noticed inadequate access to certain types of non-food items, and so UNHCR should seek additional resources to secure these, namely fuel for cooking, soap and winter clothes (especially for children).
6. UNHCR and WFP should continue lobbying and encouraging the government to issue business licenses to refugees with special conditions affordable and attainable by them. The GoM's process of developing the new Refugee Policy needs to be accelerated.
7. In order to mitigate conflicts with surrounding communities, as well as to limit negative impact on the environment, WFP and UNHCR have to explore options for effective environmental rehabilitation. These should include reforestation projects and promoting biogas for cooking. The two organizations should explore options to mobilize support among villages around the camp.
8. In addition to the efforts being made by the implementing partners to tackle SGBV, more resources and technical support are required to keep pace with the identified challenges.
9. A Memorandum of Understanding (MoU) should be developed between WFP, UNHCR and MRCS in order to clarify the roles and responsibilities of each with regard to activities in Dzaleka camp.

ANNEX 1: Planning figures for 2012-2013 – People of Concern in Malawi

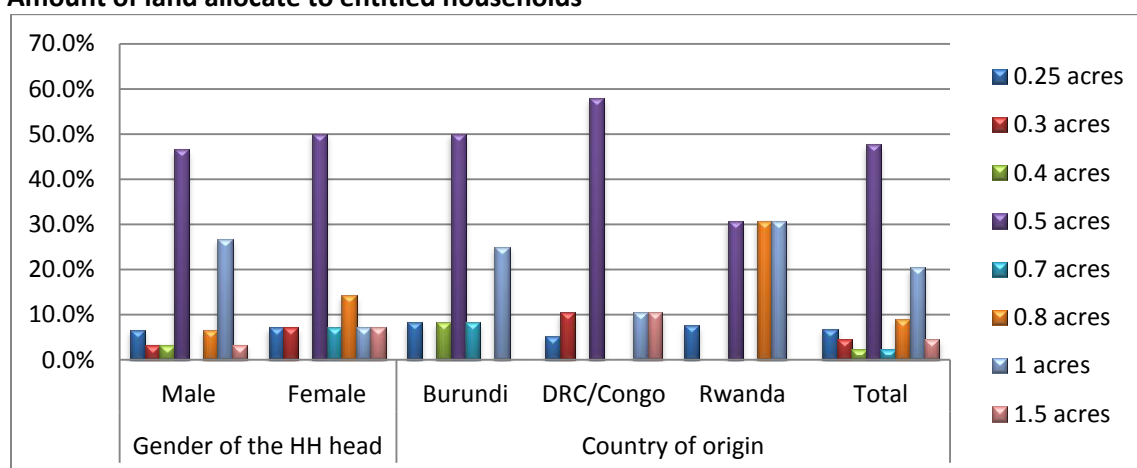
Type of population, durable solution or new arrivals	Main origin 2)	End-year 1) 2011		1st Planning end-year 2012		2nd Planning end-year 2013	
		Total	of which: UNHCR-assisted	Total	of which: UNHCR-assisted	Total	of which: UNHCR-assisted
A.1 Population of concern to UNHCR, end-year 3)							
Refugees	COD	2,558	2,558	2,716	2,716	2,876	2,876
	RWA	2,289	2,289	2,149	2,149	1,499	1,499
	BDI	1,394	1,394	1,489	1,489	1,349	1,349
	Other/various	67	67	62	62	52	52
	Total	6,308	6,308	6,416	6,416	5,776	5,776
People in refugee-like situations 4)							
	Other/various						
	Total	0	0	0	0	0	0
Asylum-seekers ("pending cases" end of year)	COD	5,385	5,385	6,665	6,665	9,265	9,265
	RWA	2,976	2,976	2,676	2,676	2,806	2,806
	BDI	2,092	2,092	2,077	2,077	2,377	2,377
	Other/various	92	92	111	111	129	129
	Total	10,545	10,545	11,529	11,529	14,577	14,577
Returnee arrivals during year (ex-refugees)							
Internally displaced 5)							
People in IDP-like situations 6)							
Returnee arrivals during year (ex-IDPs)							
Stateless 7)							
Others of concern (specify)	RWA					450	450
	Other/various						
	Total	0	0	0	0	450	450
Total population of concern to UNHCR		16,853	16,853	17,945	17,945	20,803	20,803
A.2 Returnees receiving UNHCR reintegration assistance during the year							
Total no. of refugee returnees receiving UNHCR reintegration assistance							
Total no. of IDP returnees receiving UNHCR reintegration assistance							
B. Durable solutions during year							
Voluntary repatriation departures from Malaw i (refugees)	COD	17	17	30	30	40	40
	RWA	33	33	70	70	250	250
	BDI	21	21	40	40	100	100
	Other/various	8	8	10	10	10	10
	Total	79	79	150	150	400	400
Resettlement departures from Malaw i (refugees)	COD	195	195	350	350	480	480
	RWA	15	15	50	50	50	50
	BDI	40	40	80	80	200	200
	Other/various	8	8	20	20	20	20
	Total	258	258	500	500	750	750
Naturalization (refugees only)		8	8	20	20	200	200
Naturalization (stateless non-refugees only)							
C. Increases during the year (refugees, asylum-seekers)							
Spontaneous refugee arrivals in Malaw i (prima facie)							
	Other/various						
	Total	0	0	0	0	0	0
Individually recognized asylum-seekers (Conv./hum.)		720	720	1,000	1,000	1,500	1,500
Resettlement arrivals							
New asylum applications submitted		3,304	3,304	3,000	3,000	3,000	3,000

ANNEX 2: Agricultural production

Proportion of total HHs provided with land by the government



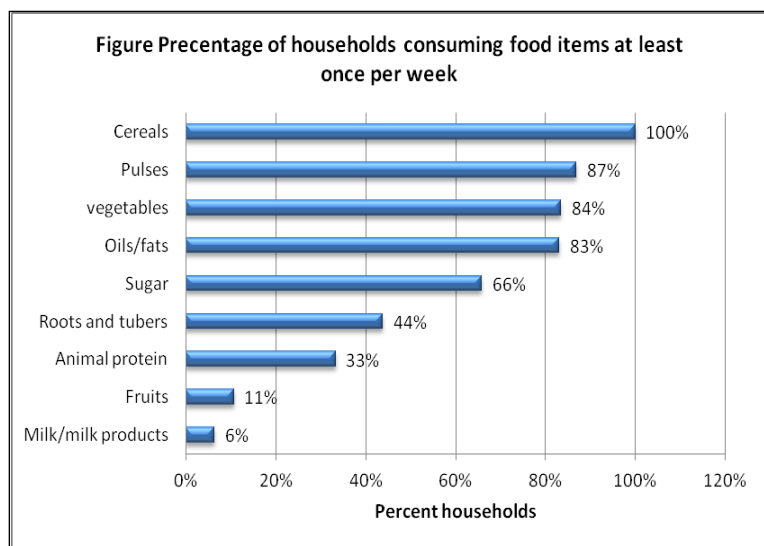
Amount of land allocate to entitled households



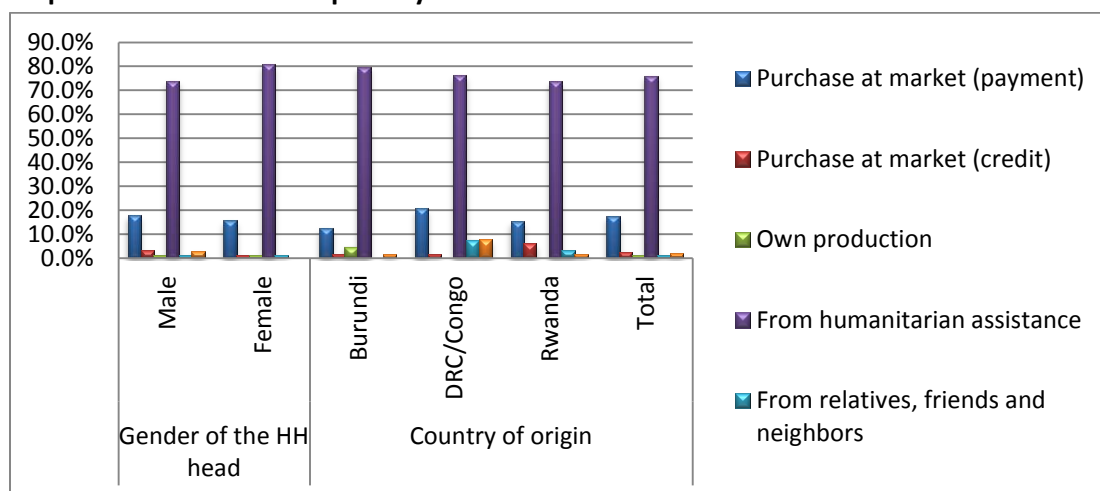
Proportion of entitled households cultivating different crops

		Main crops cultivated				Second main crops cultivated	
		Maize	Cassava	Sweet Potatoes	Vegetables	Maize	Beans
Gender of the HH head	Male	90.0%	2.5%	2.5%	2.5%	10.0%	25.0%
	Female	10.0%	0.0%	0.0%	0.0%	17.0%	29.4%
Country of origin	Burundi	100.0%	0.0%	0.0%	0.0%	11.8%	23.5%
	DRC/Congo	87.5%	0.0%	6.2%	6.2%	12.5%	31.2%
	Rwanda	91.6%	4.1%	0.0%	0.0%	12.5%	25.0%
	Total	92.9%	1.7%	1.7%	1.7%	12.3%	26.3%

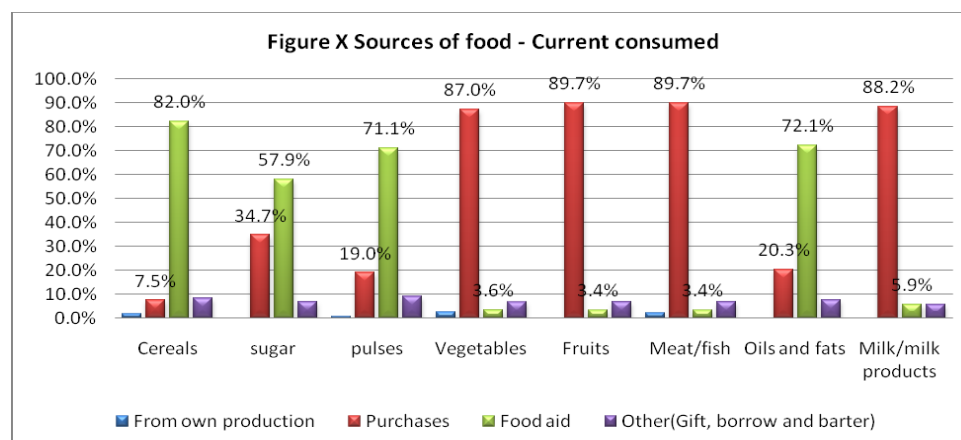
ANNEX 3: Household food security – food utilisation



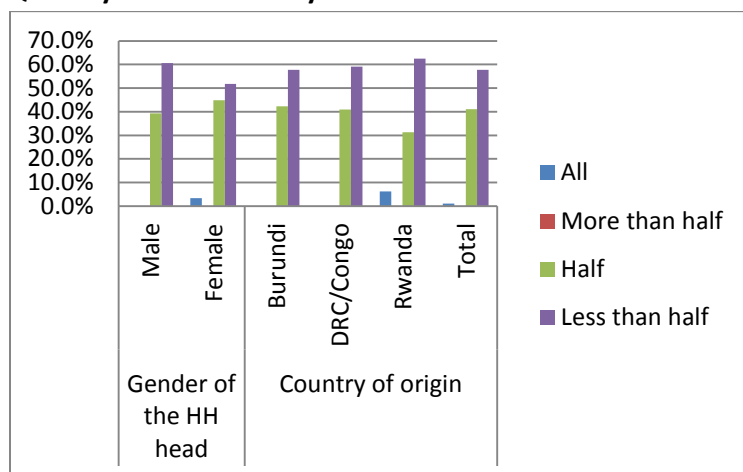
Proportion of households' primary source of food



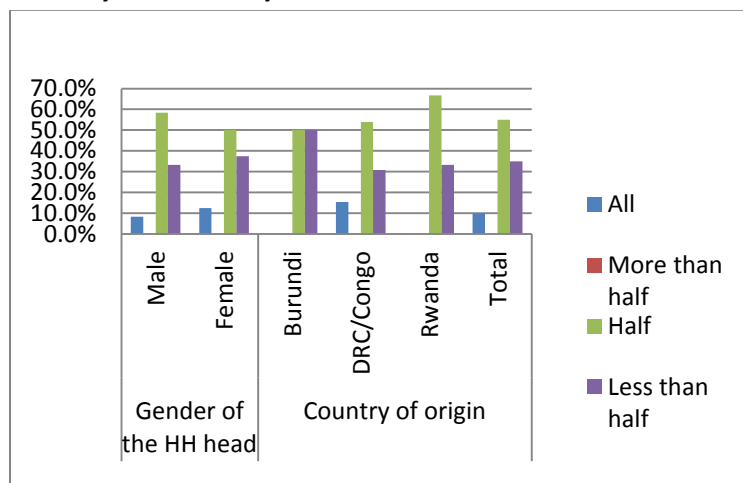
Sources of food consumed



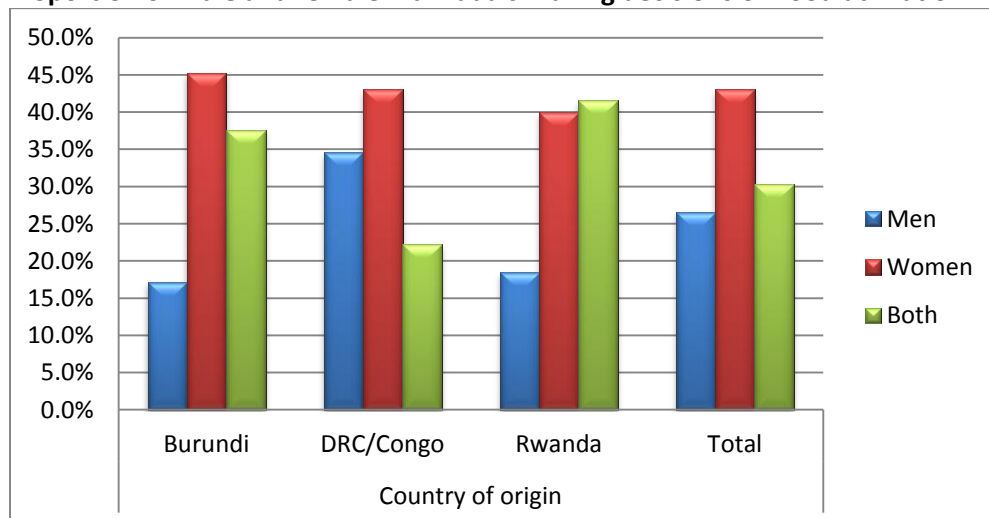
Quantity of cereal sold by households



Quantity of oil sold by households



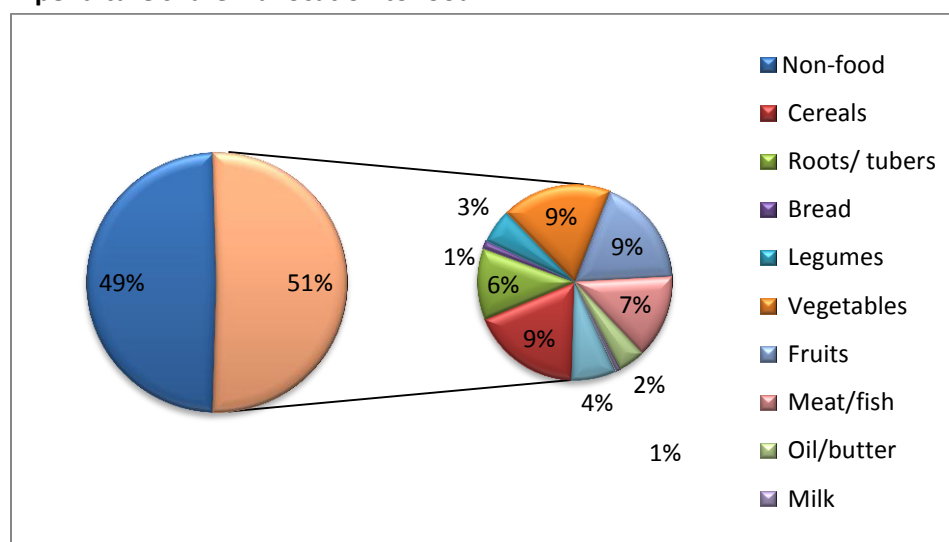
Proportion of male and female individuals making decisions on food utilization in the household



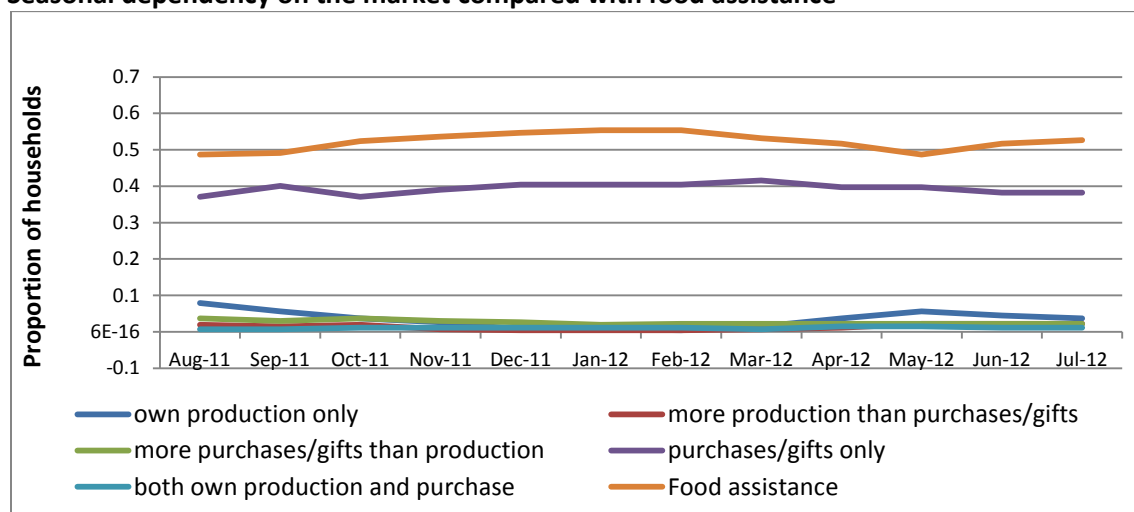
Proportion of households consuming half or less than half commodity during the last food ration

		Cereal		Pulses		Oil		CSB	
		Half	Less than half	Half	Less than Half	Half	Less than half	Half	Less than half
Gender of the HH head	Male	39.3%	60.6%	33.3%	50.0%	58.3%	33.3%	40.0%	0.0%
	Female	44.8%	51.7%	33.3%	55.5%	50.0%	37.5%	50.0%	0.0%
Country of origin	Burundi	42.3%	57.6%	33.3%	50.0%	50.0%	50.0%	66.6%	0.0%
	DRC/Congo	40.9%	59.0%	38.8%	44.4%	53.8%	30.7%	25.0%	0.0%
	Rwanda	31.2%	62.5%	0.0%	100.0%	66.6%	33.3%	0.0%	0.0%
	Total	41.1%	57.7%	33.3%	51.8%	55.0%	35.0%	42.8%	0.0%

Expenditure share – allocation to food



Seasonal dependency on the market compared with food assistance

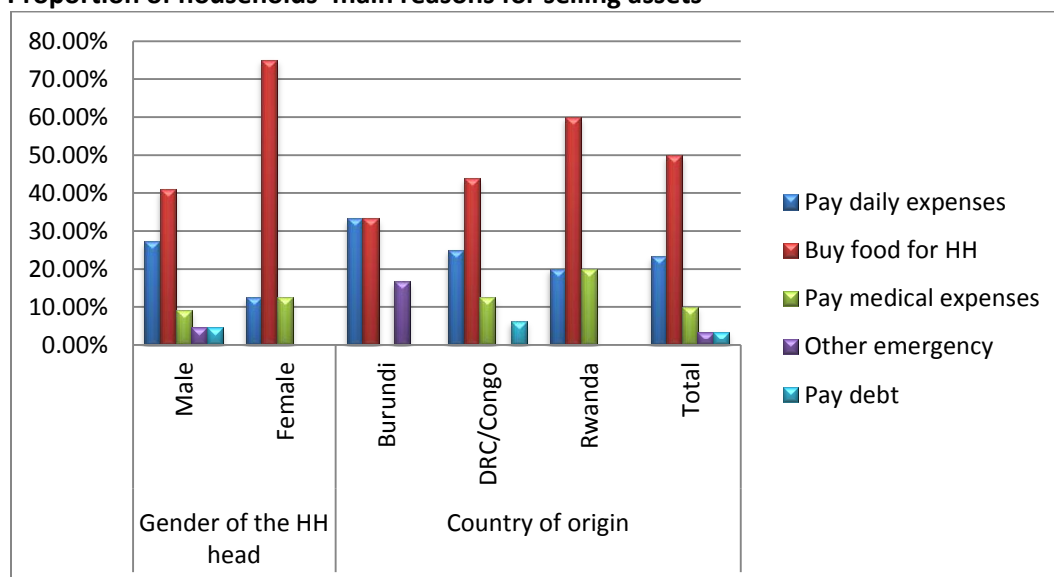


ANNEX 4: Household food security – Assets

Proportion of households reporting to have sold their assets in the past 3 months

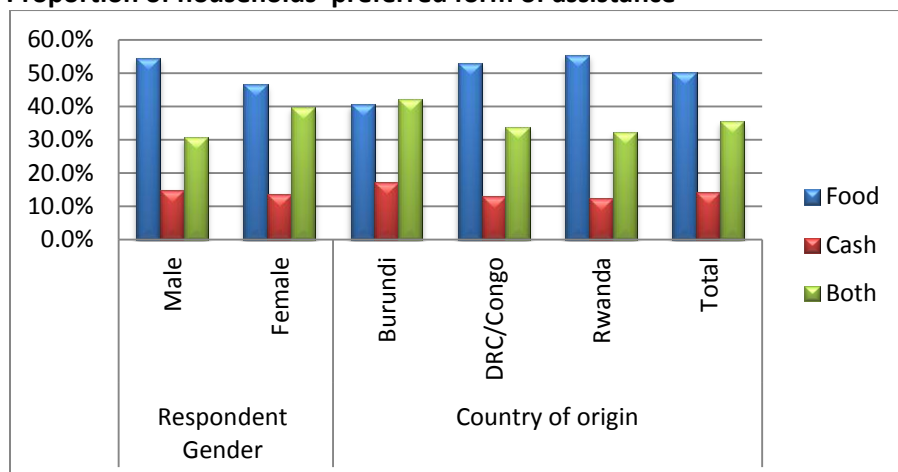
		Selling	No selling
Gender of the HH head	Male	88.0%	11.9%
	Female	90.3%	9.6%
Country of origin	Burundi	90.6%	9.3%
	DRC/Congo	87.6%	12.3%
	Rwanda	92.3%	7.6%
	Total	88.7%	11.2%

Proportion of households' main reasons for selling assets

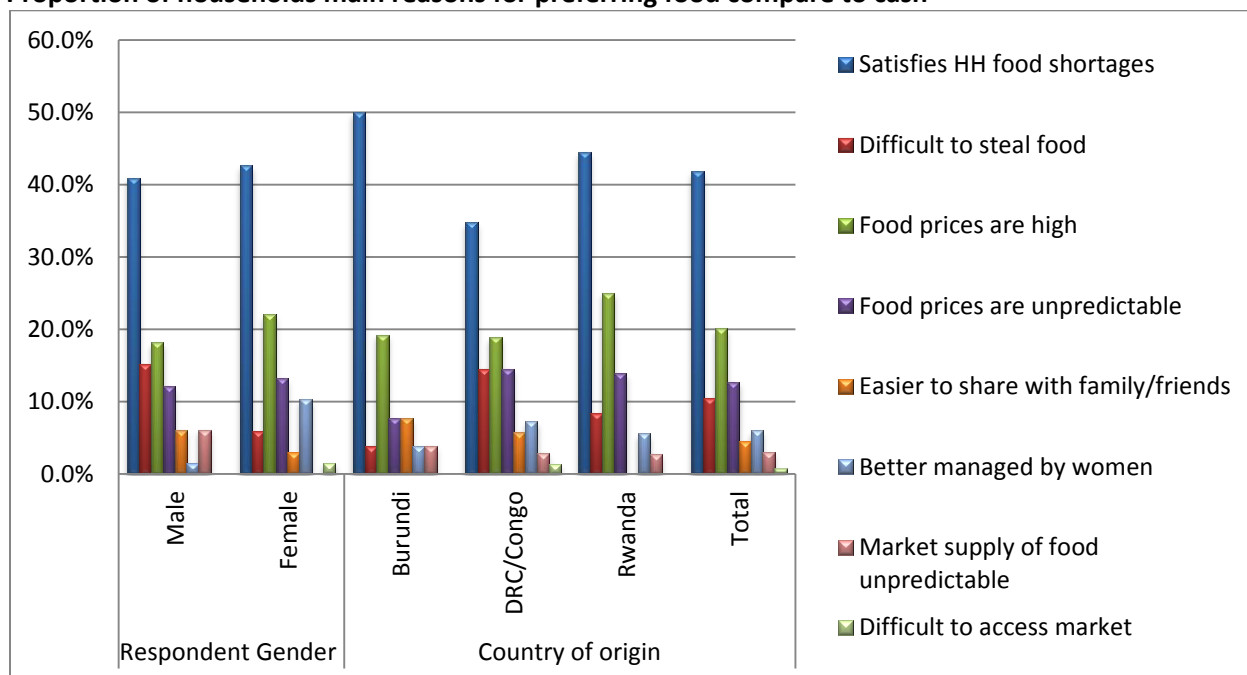


Annex 5: Food assistance programme – Transfer preferences

Proportion of households' preferred form of assistance

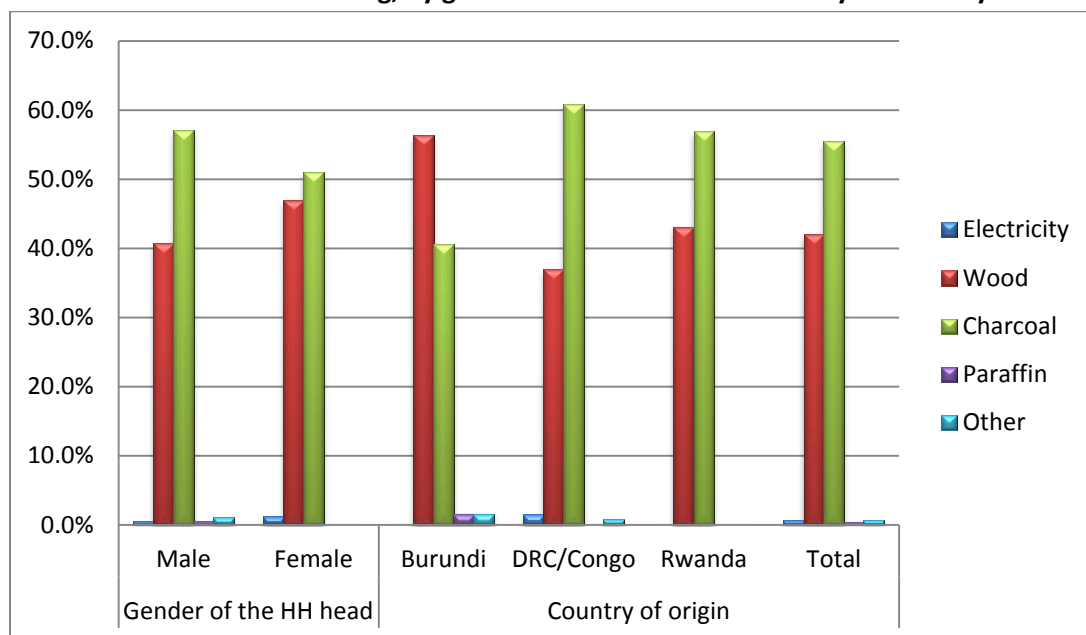


Proportion of households main reasons for preferring food compare to cash

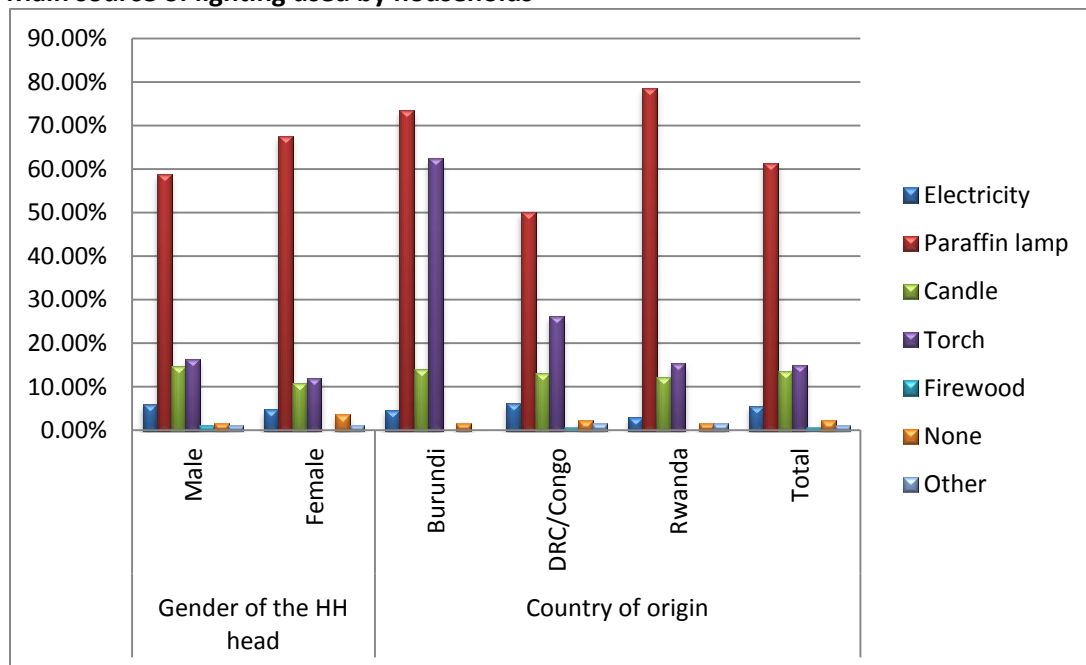


Annex 6: Non food and other related issues

Main source of fuel for cooking, by gender of household head and by nationality



Main source of lighting used by households



ANNEX 7: FOCUS GROUP DISCUSSIONS – CHECKLISTS

Themes

1. Livelihood and Food Security situation
2. Income generation and micro-business
3. Gender violence (SGBV) mainstreaming issues
4. Education and child protection issues
5. Persons with specific needs (Older persons, Persons with disabilities, UAM)
6. Feedback on current services – health/nutrition, sanitation issues
7. Interaction with local population.
8. *Unregistered (single men)*

FGD Checklists

1. Livelihoods and food security situation

- What are most people in the camp doing to obtain an income and food?
- What is the average wage they can obtain for these activities?
- Have income sources changed in comparison to the past year? If so in what way?
- What are the characteristics of a wealthier, middle and poorer household?
- What proportion of each groups are there in the camp?
- In general have there been any changes in food consumption over the last 6 months? Does it get better during the rainy season? Are people eating less after the reduction of food ration? Does this affect a particular group? Who are the most affected groups?
- Do you have a plot of land? Do you think the available is fully used? For those who don't have land how they manage? What did you produced last season? (quantity)
- Do you get any help for farming? If so what do you get?
- What are yours & your family future plans?

2. Opportunities for micro-business

- What type of work most people in the camp are engaged on?
- What's the average wage per month? How many hours they work every day?
- What are the most common activities for men? Are they different from those done by women or young ones (youth)
- What types of micro business considered more profitable?
- Do refugee traders share business with Malawian?
- Do you think skills training would be useful? If so what types of training people wish to have?
- Is it possible to access credit? If yes how and what type of credit is available? What are the interest rates?
- What are yours & your family future plans?

3. Gender violence (SGBV) & mainstreaming issues

- What are the main problems women like you are facing in the camp? (List the main issues).
- What type of support are you receiving from your family and from your community? (Determine the gaps and challenges).

- Are there support structures/ networks/ organisations which provide support or services for the refugees, especially women.
- Being women head of household, do you face any security threat or discrimination? Specially while receiving food or access other services? If yes in which way?
- Where do you go to seek help? In case of a problem.
- Do you feel safe? Where do you go when you don't?
- Do you see girls/women beaten up (abused) in the camp, if so by whom?
- Do think that the stakeholders in the camp are aware of your situation? If not what to get them know?
- Do you think the women leaders are of help to you?
- What are yours & your family future plans?

4. Child Protection and Education

a. Questions for children 10-17 years old

- Do you go to school?
- Do you know children at your age not going to school? If so why?
- What do they do? Are they working? What types of work they do?
- Do you face any problems in the way to school?
- What do you do after school hours?
- Do you hear of any children being abused/ miss-treated by their family or others?
- What do you eat while in school?
- What are yours & your family future plans?

b. Questions for youth 19-25 years old

- Tell us about the main concerns you have in the camp?
- What type of work you are engaged on?
- How do you spend your time? Sport
- What do you think about the activities in the camp? Any particular suggestions for activities that you run by yourself.
- Do you face any security problems? In case of a problem where do you seek help?
- What can you do to support persons in your situation?
- What are yours & your family future plans?

5. Questions for specific groups

Elderly

- Do you equally receive assistance provided to others? if not why?
- Do know of older people living alone? How do they manage (Housing, food, home expenses, health, and mobility?)
- What are the main problems you are facing?
- Where do you live? Do you share house and if so? With who?
- What type of support are you receiving from your community?
- Are you still in contact with family abroad? Do you receive any help from them?
- Do you wish to return to back home?
- Do you feel integrated in your community?
- If no, do you have any suggestion to improve the integration in your community?

- Do you face difficulties reaching UNHCR office? If so any one helping you?

Persons with disabilities: Two groups (males / females)

- How do you manage living in the camp? (Housing, food, home expenses, health, mobility?)
- What type of support are you receiving from your family and from your community?
- What are the main challenges for persons with disability and for a person with a disability?
- What do you suggest can be done to help tackle these challenges?
- Do you receive any assistance from outsiders (wheel chairs, hearing aid? Or any other form of material or financial assistance.
- Do you feel any discrimination? In which way?
- Where do you think you can be empowered to rely on yourself?
- What can you offer to help persons in your situation?

Unaccompanied and separated minors (preferably two male and two female groups age 10-17 years old)

- How did you arrive to the camp?
- Where are your parents? Are you in touch with relatives/parents back home?
- Do you have close relatives in the camp?
- What type of support are you receiving from your community?
- Where do you stay? Individually or in groups, foster families.
- Are you attending school? If not, why not? If you are not going to school what do you do during the day?
- Are you involved in any activity? If yes, which one? If not, why not?
- What are your future plans?
- What are the main issues of concern to you?

6. Services

a. Health & nutrition issues

- What are the common health problems people facing in the camp?
- Have there been changes in the health of people during the past 6 months compared to the past few years. What is different and why?
- Have people change their use of health services in the past 6 months compared to before? How and why?
- Are people satisfied with health services provided in the camp and if not why?
- What do you think about the nutritional status in the camp? Which group is the most affected? What do you see as the causes of malnutrition? Has the situation changed in the last 6 months?
- Apart from the market in the camp, do people bring goods from Lilongwe. Have there been any changes in products sold on the market? Availability, quantity, price, quality, range. Is it possible to access credit? If yes how and what type of credit is available? What are the interest rates?
- What are yours & your family future plans?

b. Water and sanitation

- Do you think people are able to get the amount of water they need? If not where and why?
- How often people are normally bath and wash clothes?
- How does the drainage system work during the rainy season?
- What people use for water collection (containers)

7. General issues affecting the camp population

- What are the main concerns of the refugees at the moment? Are these problems different this year compared to usually? If yes, describe in what way?
- Who is most affected and why? What proportion of the population does this represent?
- How do households manage the situation? Do they all cope in the same way? If not how do different households cope?
- What are the priorities of the population? Have they changed in the last 6 months? How have they changed?
- What means are available to help the population meet their priorities?
- What else would be needed to help people solve their difficulties? (3 priority interventions)
- What is the general feeling/atmosphere/security in the camp? Has it changed over the last 6 months? How and why?
- What is your vision for the short/mid/long term for the people in the camps?
- What needs to be done to improve the actual situation?
- What are yours & your family future plans?

8. Unregistered (single men)

- When did you arrive in the camp?
- What type of work you are doing? Average wage?
- Where do you stay?
- Do you wish to registered? If no why?
- What are the main concerns to you?
- How long usually people in your situation stay in the camp.
- Do you face any security issues? If so what?
- How did you hear about the camp?
- In case of a problem where do you go for help?
- Do you go to the clinic? If not how people like you when they get sick.