

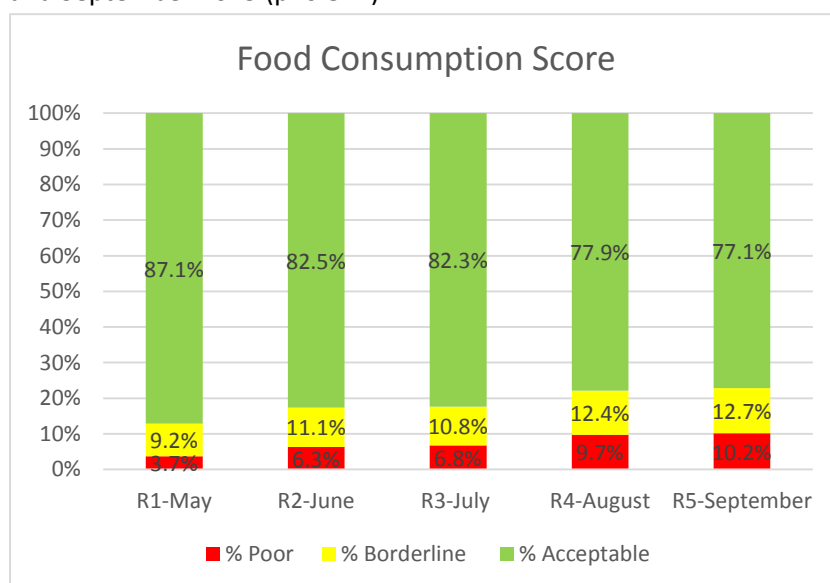
## September 2014: Food insecurity high but stable among Central Somalia IDPs

### Key Messages

- The percentage of households classified as having 'borderline' or 'poor' food consumption remained stable at elevated levels between August and September 2014.
- September marks the peak of the lean season for IDPs in Central Somalia.

### Food Consumption

In September, 22.9% of households were classified as having poor or borderline food consumption, as measured by the Food Consumption Score (FCS)<sup>1</sup>. This figure remained stable at high levels between August and September 2015 ( $p=0.841$ ).



Differences between each of the three food consumption group's cumulative food diversity were observed in September. The most-consumed foods noted by all surveyed households were cereals (including grains) and meat (including fish and eggs), which were consumed, on average, 3.5 times per week. However, when evaluating the consumption patterns of solely those households classified as having poor food consumption, their dietary variety drastically decreased.

On average, households classified as having poor food consumption ate cereals only twice per week and pulses only once per week. Although some households in the poor consumption group reported that they consumed some vegetables and meat, their consumption frequency was on average less than once per week.

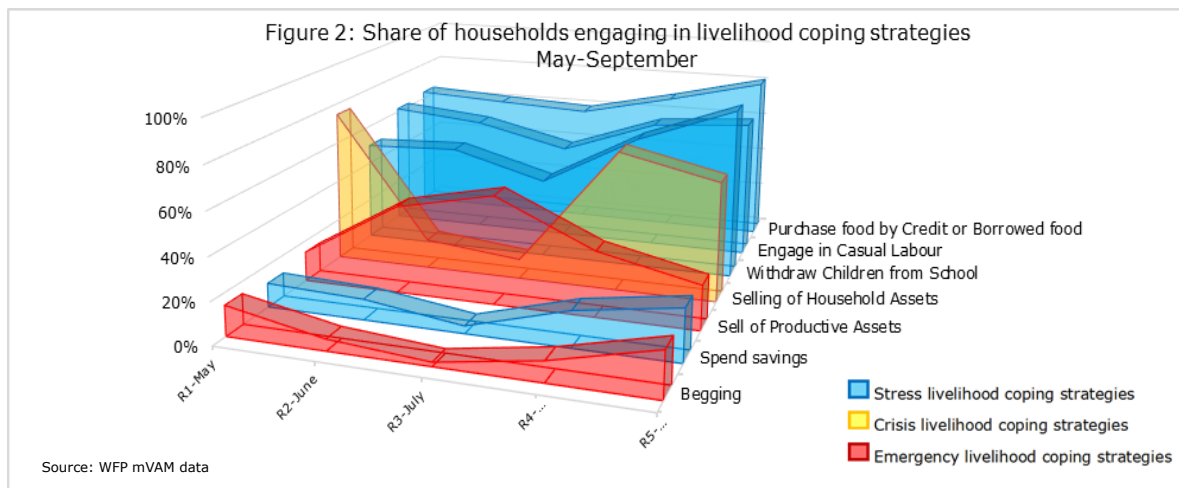
### Coping Strategies

The livelihood coping strategies' analysis shows that the increasing trend in the use of livelihood coping mechanisms that started in July continued into September. During the September data collection period, it appeared that households generally employed increased stress coping strategies as compared to August ( $P=0.01$ ), except for the strategy *engage in casual labour*, where the share of households implementing this strategy remained constant between the two periods. A reduction from 67.7% to 57.4% in the percentage of households resorting to *selling household assets*, a crisis livelihood coping strategy, was observed ( $p=0.03$ ). Further, those who reported engaging in the *sale of productive assets*, a strategy classified as emergency coping, decreased from 31.3% to 21.1% ( $p=0.02$ ). However, the share of households who reported *begging* as a means of coping doubled from 9.6% in August to 21.1% in September ( $p<0.01$ ). In September, the most-

<sup>1</sup> The FCS (Food Consumption Score) is a composite score based on dietary diversity, food frequency and relative nutritional importance of different food groups.



used coping strategies remained *purchasing food by credit or borrowing food* (81.3%), *withdrawing children from school*<sup>2</sup> (82.8%) followed by *engaging in casual labour* (67.5%) and *selling of household assets* (57.4%).

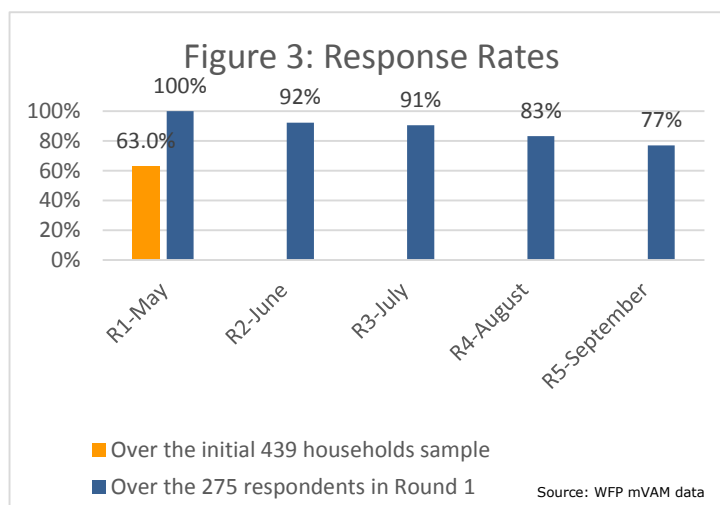


### Food Insecurity – Analysis

The composite food consumption score and the livelihood coping strategy analyses suggest that between August and September the food insecurity of urban IDPs in Central Somalia has remained stable at elevated levels. These results are in line with seasonal trends. September is at the end of the lean season, and two consecutively poor rainy seasons (Deyr 2013/14 and Gu 2014) have impacted labour opportunities for IDPs, reduced the availability of locally-produced food, and resulted in limited water and pasture resources. Based on previous years, October data will likely show further deterioration of the situation. However, from November 2014 onwards, some recovery should be observed due to improved pasture lands following the first rains, increased milk availability, and resumed agricultural labour opportunities. Although prices of locally produced foods have been high, most households in Somalia resorted to consuming imported food (rice, pasta, wheat flour) whose prices have remained stable.

### Response Rates

Response rates to mVAM surveys remained above 75%, which is deemed high. They have, however, been slowly declining since the inception of the project in May 2014. In September, 77.1% of the 275 households telephoned were successfully contacted and interviewed.



<sup>2</sup> September is the start of the school year, beneficiaries can confuse “taking the children out of school” with not sending children to school, because it is normal that parents start sending children by the end of the first month. Schools attended by IDP children offer free meal, which is an incentive.