



### Highlights:

- Insecurity and supply-demand imbalances continued to cause significant price increases in besieged and active-conflict areas.
- Insecurity and high demand during Eid Al-Adha significantly increased staple food prices compared to six months ago: wheat flour (+21%), rice (+8%), subsidized bread (+15%) and shop bread (+17%).
- The main supply routes to eastern Aleppo city were severely disrupted by intensified conflict, which had a devastating impact on markets.
- In Aleppo governorate, the cost of standard food basket reached up to SYP 32,756 (14 percent higher than last month's cost and 55 percent higher than March 2016 level).

### A: Standard Food Basket

In September 2016, the national average cost of a standard food basket<sup>1</sup> (group of essential commodities) was SYP 33,222, an increase of 2.8 percent compared to last month and 14.5 percent compared to six months ago. The slight increase during this month can be attributed to increased demand during Eid Al-Adha in addition to the escalation of conflict in Aleppo that exerted a gradual upward pressure on the prices. Looking at the pattern of food basket prices across all main markets, the lowest cost was observed in Dar'a governorate at SYP 26,263 while Deir-ez-Zor governorate recorded the highest cost with SYP 51,753. Market data indicates that prices of food commodities in eastern Aleppo are increasing rapidly and the cost of the referential food basket went up by more than 13 percent compared to last month. In Madaya, the cost of the food basket increased significantly with prices showing a general upward trend for most of the commodities. These increases are a result of both limited market capacity and an inability to access own production from productive agriculture land.

| Governorate    | Price September 2016 | Price 1 month change | Price 6 months changes | Price 12 months changes |
|----------------|----------------------|----------------------|------------------------|-------------------------|
| Aleppo         | SYP 32,756           | 13.5%                | 54.9%                  | 95.5%                   |
| Damascus       | SYP 30,031           | 2.6%                 | 34.0%                  | 76.0%                   |
| Dar'a          | SYP 26,263           | 0.8%                 | 13.0%                  | 69.9%                   |
| Deir-ez-Zor    | SYP 51,753           | 9.8%                 | -53.0%                 | -63%                    |
| Hama           | SYP 29,888           | -0.8%                | 33.9%                  | 91.7%                   |
| Al-Hasakeh     | SYP 38,740           | 4.4%                 | 38.0%                  | 148.1%                  |
| Homs           | SYP 26,764           | 2.3%                 | 31.4%                  | 52.5%                   |
| Lattakia       | SYP 29,339           | 0.5%                 | 21.4%                  | 90.8%                   |
| Ar-Raqqqa      | SYP 40,523           | -3.5%                | 35.5%                  | 112.4%                  |
| Rural Damascus | SYP 38,944           | 1.7%                 | 16.5%                  | 41%                     |
| As-Sweida      | SYP 31,488           | 3.6%                 | 44.9%                  | 75.8%                   |
| Tartous        | SYP 30,569           | 2.7%                 | 19.7%                  | 83.2%                   |
| Quneitra       | SYP 27,809           | -0.6%                | 16.3%                  | N/A                     |
| Idleb          | SYP 30,238           | -0.3%                | N/A                    | N/A                     |
| <b>Average</b> | <b>SYP 33,222</b>    | <b>2.8%</b>          | <b>14.5%</b>           | <b>39%</b>              |

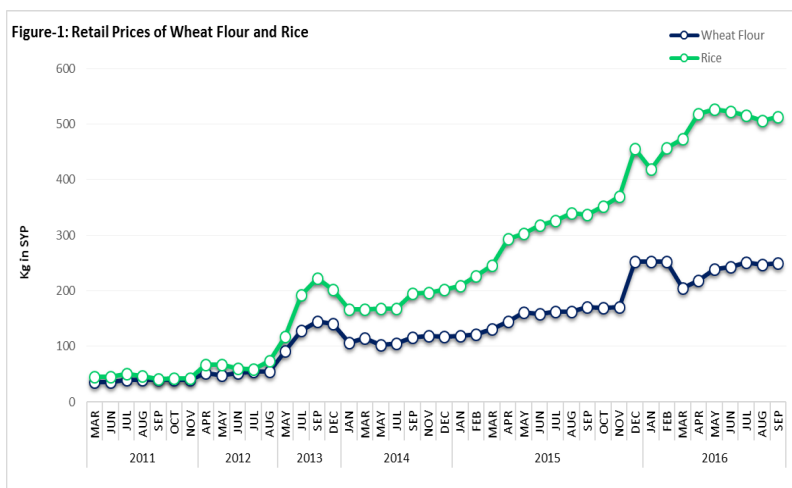
1. The cost of a standard basket of dry goods providing 1,930 kcal a day for a family of five during a month. The basket includes 37 kg of bread, 19 kg rice, 19 kg lentils, 5 kg of sugar, and 7 kg of vegetable oil.

## B: Retail Prices

### 1- Wheat Flour and Rice:

In September 2016, the average nominal retail price of wheat flour and rice were SYP 250/kg and SYP 513/kg respectively. Compared to August 2016, the price of wheat flour and rice have remained relatively stable with slight fluctuations of 0.9 percent and 1.5 percent observed. Since March 2016, the average monthly price of wheat flour and rice has increased by 21.7 percent and 8.5 percent. Year-on-year level also indicates a significant increase in both wheat flour and rice prices by 46 percent and 52 percent.

During this month, prices of main food commodities in active-conflict areas recorded a notable increase especially in Aleppo and besieged locations in Rural Damascus as 1kg of rice in Madaya reached SYP 6,000 (14 times more than Damascus market price). On the other hand, prices in Madamiyet Elsham show more stable trends during the month and 1 kg of rice was approximately SYP 500.

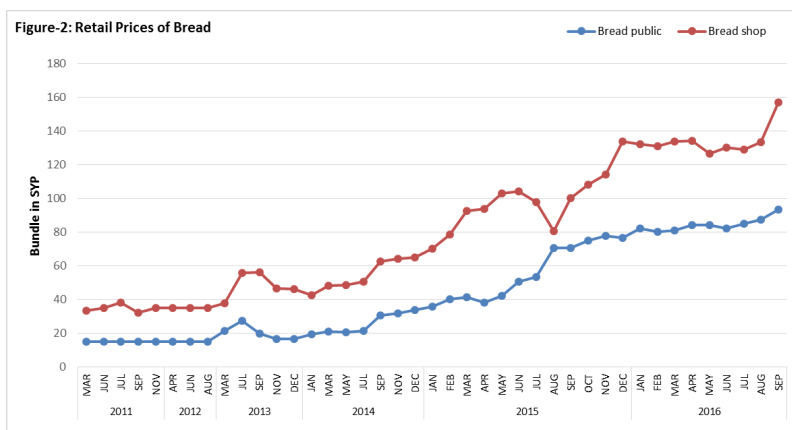


During the reporting month Rural Damascus governorate recorded the highest price for wheat flour, sold at SYP 463/kg, while the lowest price was observed in Idleb where 1kg of wheat flour was sold at SYP 175. Markets in Al-Hasakeh registered the highest price for rice sold at SYP 885/kg, while the lowest price was observed in As-Sweida where 1 kg of rice was sold at SYP 350. Monitoring data from Aleppo governorate indicates that food commodity prices are gradually increasing, reaching the highest peak ever. Moreover, severe shortage in food was reported in eastern Aleppo city, where most food commodities are either not available or only available in the black market (with low quality and very high and thus unaffordable prices for poor and vulnerable households).

### 2- Bread:

In September 2016, the average nominal retail prices for public (subsidized) bread and commercial bread were SYP 93/bundle and SYP 257/bundle, respectively. Compared to August 2016, there was an increase of 6.8 percent in the price of public bread and 18 percent in the price of commercial bread. The significant price increases for both types of bread were mainly due to the poor functionality of bakeries in active conflict areas such as Aleppo and Deir-ez-Zor, which face an extreme scarcity of fuel. Another factor influencing the cost of bread is an increase in the official price of fuel and gas, which, combined with the increasing demand at the beginning of the cold season, has increased the production costs of bread as well.

Between March and September 2016, the average retail price of public and shop bread rose by approximately 16 percent and 92 percent, respectively. Looking at the pattern of retail prices of commercial bread across all main markets during September, Aleppo market registered the highest price at SYP 271/bundle, while markets in Tartous had the lowest by SYP 63/bundle.

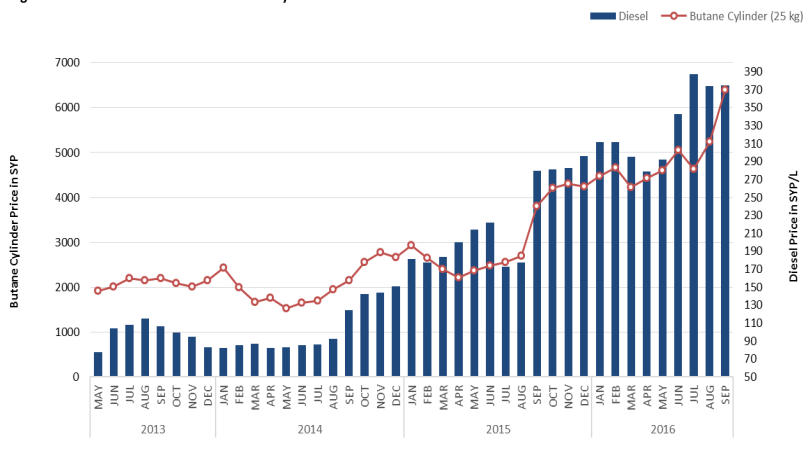


### 3– Diesel and cylinder of butane gas

During the reporting month, the average price of diesel was SYP 375/L and SYP 6,399 for a cylinder of butane gas. Between March and September 2016, the average retail prices of diesel rose by 27.1 percent, while a cylinder of butane gas increased by 51.1 percent. Compared to the same month last year, diesel prices went up by 34 percent and by 68 percent for a cylinder of butane gas.

During this month, severe shortages in diesel and gas were reported in Aleppo, Deir-ez-Zor, Madaya, Madamiyet Elsham and eastern Ghouta. In eastern Aleppo city the black market price of diesel reached SYP 1,200/L, more than six-fold higher than the official price (SYP 180/L). The price of a cylinder of butane gas reached SYP 55,000, which is more than twenty-fold higher compared to the official price (SYP 2,500). Consequently, the increase in fuel prices along with the increased demand during the coming cold season will disrupt the functionality of bakeries and markets and further exert pressure on food prices across the country.

Figure-3: Retail Prices of Diesel and Butane Cylinder

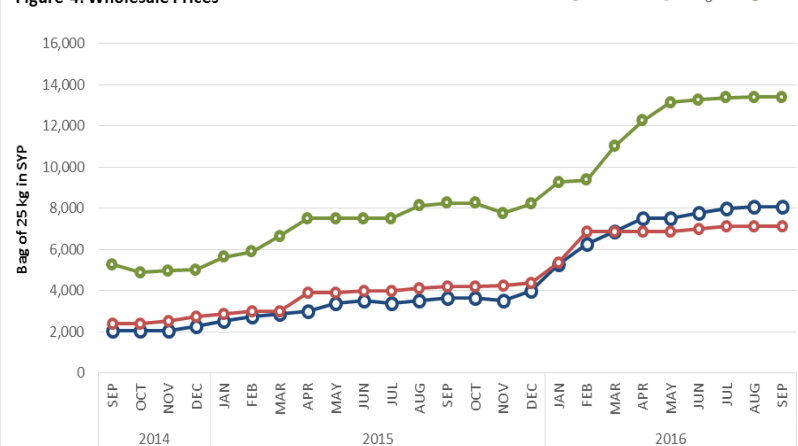


### C. Wholesale Prices of Main Cereal in Damascus Market

During the reporting month, the wholesale prices for the main food commodities were relatively stable with slight variation of less than one percent. Wheat grain sold at SYP 8,050, bulgur at SYP 7,100 and white rice at SYP 13,390. Compared to August 2016, the wholesale price of bulgur, rice and wheat remains unchanged.

Between March 2016 and September 2016, the wholesale prices of wheat increased by 17 percent, bulgur by three percent and rice by 22 percent. Year-on-year, the wholesale price of wheat grain increased by 122 percent, bulgur by 69 percent and white rice by 62 percent. Wholesale prices for most food commodities were almost stable during the last few weeks reflecting a more stable exchange rate SYP/USD.

Figure-4: Wholesale Prices



### D. Food Supply to Markets

During September 2016, the main two supply routes to eastern Aleppo city (Castillo and Ramouseh) were severely disrupted by intensified airstrikes, which had a devastating impact on markets. As a result, it continues to be a daily challenge for the majority of the population to obtain enough food; furthermore, many households have to walk at least two km to reach an active market. In Madaya, markets are working sporadically with limited/poor capacity and very high prices. Information from besieged eastern Ghouta indicates that most markets are functioning poorly with limited capacity and prices further increased during Eid Al-Adha. Moreover, movement restrictions mean that traders cannot replenish food stocks regularly and they wait until they have depleted their whole stock. This will result in higher pressure on transportation costs during the coming winter season. In Deir-ez-Zor and Al-Hasakeh, markets are functioning better and the demand is stabilizing, reflecting the positive impact of food assistance.

## E. Terms of Trade (TOT):<sup>2</sup>

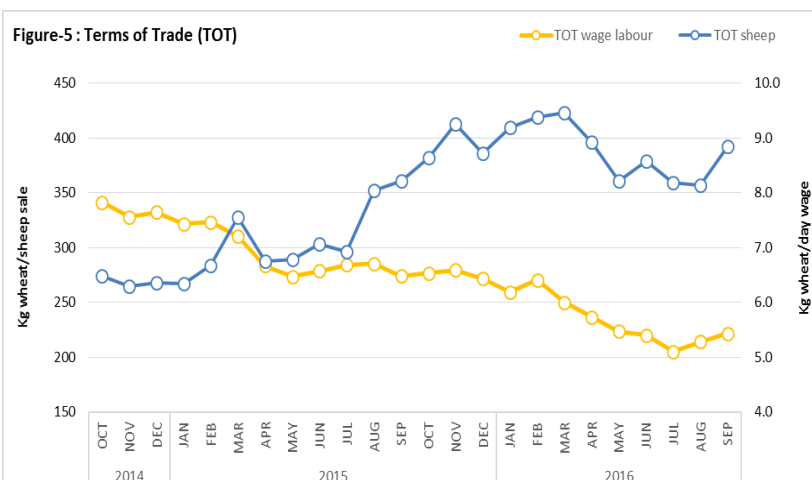
### TOT between wage labour and wheat flour

The purchasing power (measured by terms of trade) of casual labourers slightly increased during September 2016, mainly due to an increased demand on labourers during Eid and the more stable exchange rate of the SYP. However, it is still significantly below last year's level. Therefore, for a whole day of work in September 2016, casual labourers were able to buy 5.4 kg of wheat flour, which is 2.8 percent higher than the prior month, but still 16 percent lower compared to the same month last year.

The nominal average daily wage rate during the reporting period was SYP 1,357. The wage rate varied between market locations, ranging from SYP 900 in Al-Hasakeh to SYP 1,925 in Lattakia.

### TOT between sheep and wheat flour

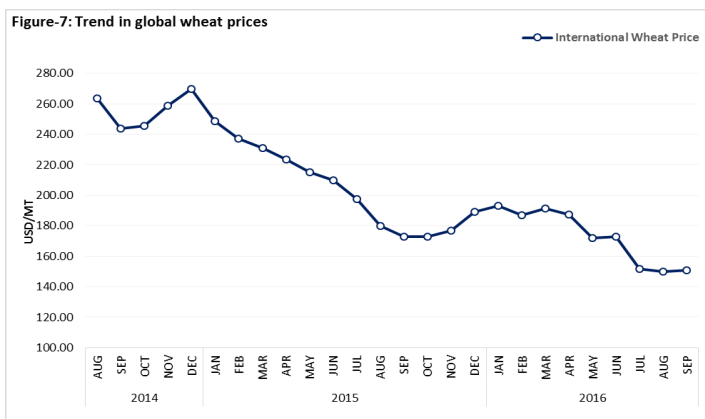
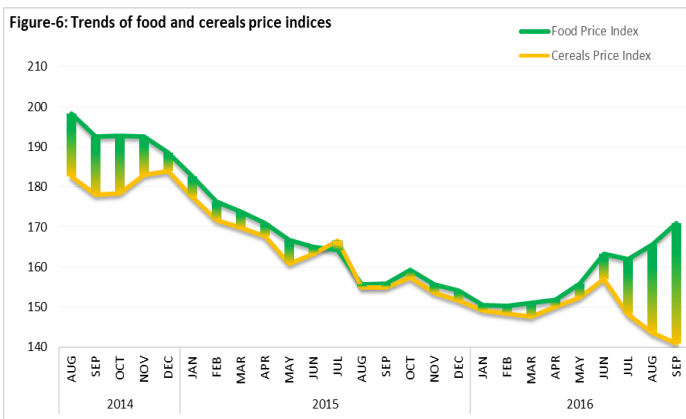
During September, the average price of a two-year old male sheep was SYP 97,837/head, an 11 percent increase compared to last month and a 13 percent increase compared to six months ago. The national average TOT between a sheep and wheat flour was 392kg/sheep, which is 9.9 percent higher compared to last month. The highest TOT was recorded in Deir-ez-Zor governorate (678kg/sheep), while the lowest TOT was observed in Rural Damascus governorate (204kg/sheep). The notable increase in the price of sheep observed during the reporting month was mainly due to high demand during the Eid Al-Adha period.



## F. International Market Prices

The FAO Food Price Index averaged 170.9 points in September 2016, which is up by 2.9 percent compared to August average, and a 10 percent increase compared to the September 2015 level. The overall Food Price Index has gradually increased on a monthly basis since March 2016 with a slight decrease noted in July 2016. Similarly, the Cereal Price Index averaged 140.9 points in September 2016, down by 1.9 percent compared to last month, and 8.9 percent below last year level. In the month of September 2016, the wheat prices on local markets averaged USD 625.4/MT, which is more than four times higher than the price of wheat in the international market (USD 150.8/MT).

Data Source: <http://www.fao.org/worldfoodsituation/wfs-home/foodpricesindex/en/> and [https://ycharts.com/indicators/us\\_hard\\_red\\_winter\\_wheat\\_export\\_price\\_gulf\\_ports](https://ycharts.com/indicators/us_hard_red_winter_wheat_export_price_gulf_ports)



2. The TOT are proxy indicators of the purchasing power of households that rely on livestock and/or casual labour as their main source of income for the purchase of cereals from local markets. TOT are important components of food security analysis. Changes in the terms of trade between wages/livestock and staple food commodities are indicative of the trends in purchasing power and the impact on the food security situation of households dependent on food purchases through income from daily wage labour and/or the sale of livestock.



### Table 1. Market Price of Main Commodities in Syrian Pounds

| Commodity               | Governorate    | Current Price                                  | Price change (%) | Price change (%) | Average Change | Average Change | Commodity            | Governorate    | Current Price | Price change (%) | Price change (%) | Average Change | Average Change |  |  |
|-------------------------|----------------|------------------------------------------------|------------------|------------------|----------------|----------------|----------------------|----------------|---------------|------------------|------------------|----------------|----------------|--|--|
|                         |                |                                                |                  |                  |                |                |                      |                |               |                  |                  |                |                |  |  |
|                         |                |                                                | 1M               | 6 M              | 1M             | 6 M            |                      |                |               | 1M               | 6 M              | 1M             | 6 M            |  |  |
| Bread Public (1.5 kg)   | Aleppo         | 151                                            | 25.6             | 197.5            | ↑              | ↑              | Rice (kg)            | Aleppo         | 433           | 1.9              | 53.3             | ↔              | ↑              |  |  |
|                         | Damascus       | 50                                             | -                | -                | ↔              | ↔              |                      | Damascus       | 425           | 6.3              | 31.0             | ↔              | ↑              |  |  |
|                         | Dar'a          | 50                                             | -                | -                | ↔              | ↔              |                      | Dar'a          | 513           | (3.1)            | 10.5             | ↔              | ↑              |  |  |
|                         | Deir-ez-Zor    | 145                                            | -                | 50.0             | ↔              | ↑              |                      | Deir-ez-Zor    | 800           | 3.6              | (13.6)           | ↔              | ↓              |  |  |
|                         | Idleb          | 188                                            | -                | -                | ↔              |                |                      | Idleb          | 450           | -                | -                | ↔              |                |  |  |
|                         | Hama           | 75                                             | -                | (9.1)            | ↔              | ↔              |                      | Hama           | 450           | (1.0)            | 25.0             | ↔              | ↑              |  |  |
|                         | Al- Hasakeh    | 50                                             | -                | -                | ↔              | ↔              |                      | Al- Hasakeh    | 885           | 5.6              | 49.0             | ↔              | ↑              |  |  |
|                         | Homs           | 60                                             | 2.6              | 10.0             | ↔              | ↑              |                      | Homs           | 426           | 3.8              | 7.1              | ↔              | ↔              |  |  |
|                         | Lattakia       | 50                                             | -                | -                | ↔              | ↔              |                      | Lattakia       | 474           | (0.2)            | 24.9             | ↔              | ↑              |  |  |
|                         | Quneitra       | 80                                             | -                | 7.9              | ↔              | ↔              |                      | Quneitra       | 438           | (2.8)            | 7.2              | ↔              | ↔              |  |  |
|                         | Ar-Raqqa       | 93                                             | (5.0)            | (23.0)           | ↔              | ↓              |                      | Ar-Raqqa       | 775           | -                | 56.1             | ↔              | ↑              |  |  |
|                         | Rural Damascus | 150                                            | -                | (18.8)           | ↔              | ↓              |                      | Rural Damascus | 538           | 2.8              | 26.0             | ↔              | ↑              |  |  |
|                         | As-Sweida      | 50                                             | -                | -                | ↔              | ↔              |                      | As-Sweida      | 350           | 7.7              | 27.3             | ↔              | ↑              |  |  |
| Tartous                 | 50             | -                                              | -                | ↔                | ↔              | Tartous        | 525                  | -              | 27.2          | ↔                | ↑                |                |                |  |  |
| Bread Shops (1.5 kg)    | Aleppo         | 271                                            | 80.8             | 227.2            | ↑              | ↑              | Sheep 2Y old Male    | Aleppo         | 125,000       | 32.5             | 112.1            | ↑              | ↑              |  |  |
|                         | Damascus       | 150                                            | -                | 50.0             | ↔              | ↑              |                      | Damascus       | 83,875        | (1.6)            | 9.3              | ↔              | ↔              |  |  |
|                         | Dar'a          | 150                                            | (2.9)            | (5.6)            | ↔              | ↔              |                      | Dar'a          | 65,000        | 2.2              | -                | ↔              | ↔              |  |  |
|                         | Deir-ez-Zor    | 150                                            | (16.7)           | (16.7)           | ↓              | ↓              |                      | Deir-ez-Zor    | 231,250       | 2.1              | 2.1              | ↔              | ↔              |  |  |
|                         | Idleb          | 200                                            | (5.6)            | -                | ↔              |                |                      | Idleb          | 82,500        | 11.5             | -                | ↑              |                |  |  |
|                         | Hama           | 123                                            | (2.0)            | (20.0)           | ↔              | ↓              |                      | Hama           | 82,500        | 1.9              | 33.3             | ↔              | ↑              |  |  |
|                         | Al- Hasakeh    | 113                                            | -                | 33.3             | ↔              | ↑              |                      | Al- Hasakeh    | 77,500        | 7.7              | 54.5             | ↔              | ↑              |  |  |
|                         | Homs           | 138                                            | 14.6             | 11.9             | ↑              | ↑              |                      | Homs           | 77,510        | 3.4              | 14.0             | ↔              | ↑              |  |  |
|                         | Lattakia       | 75                                             | 3.6              | 15.4             | ↔              | ↑              |                      | Lattakia       | 83,500        | 1.2              | 19.3             | ↔              | ↑              |  |  |
|                         | Quneitra       | 133                                            | -                | 14.5             | ↔              | ↑              |                      | Quneitra       | 105,000       | 15.5             | 5.7              | ↑              | ↔              |  |  |
|                         | Ar-Raqqa       | 140                                            | (4.4)            | (20.9)           | ↔              | ↓              |                      | Ar-Raqqa       | 80,000        | -                | 22.4             | ↔              | ↑              |  |  |
|                         | Rural Damascus | 220                                            | -                | 10.0             | ↔              | ↑              |                      | Rural Damascus | 94,500        | 6.3              | 16.7             | ↔              | ↑              |  |  |
|                         | As-Sweida      | 75                                             | -                | (9.6)            | ↔              | ↔              |                      | As-Sweida      | 77,000        | (2.5)            | 16.7             | ↔              | ↑              |  |  |
| Tartous                 | 63             | (3.6)                                          | -                | ↔                | ↔              | Tartous        | 80,750               | 0.7            | (10.9)        | ↔                | ↓                |                |                |  |  |
| Butane Cylinder (10 kg) | Aleppo         | 13,567                                         | 84.8             | 340.4            | ↑              | ↑              | Sugar (kg)           | Aleppo         | 605           | 24.8             | 157.7            | ↑              | ↑              |  |  |
|                         | Damascus       | 2,725                                          | 9.0              | 36.3             | ↔              | ↑              |                      | Damascus       | 405           | (6.8)            | 58.8             | ↔              | ↑              |  |  |
|                         | Dar'a          | 4,000                                          | (2.7)            | 31.4             | ↔              | ↑              |                      | Dar'a          | 400           | 8.8              | 49.7             | ↔              | ↑              |  |  |
|                         | Deir-ez-Zor    | 13,675                                         | (12.3)           | 16.7             | ↓              | ↑              |                      | Deir-ez-Zor    | 1,638         | 1.1              | 23.4             | ↔              | ↑              |  |  |
|                         | Idleb          | 8,150                                          | 1.9              | -                | ↔              |                |                      | Idleb          | 400           | (0.1)            | -                | ↔              |                |  |  |
|                         | Hama           | 3,750                                          | (1.4)            | (35.7)           | ↔              | ↓              |                      | Hama           | 373           | (3.8)            | 27.6             | ↔              | ↑              |  |  |
|                         | Al- Hasakeh    | 4,350                                          | (21.3)           | 34.6             | ↓              | ↑              |                      | Al- Hasakeh    | 588           | (4.1)            | 67.9             | ↔              | ↑              |  |  |
|                         | Homs           | 2,735                                          | 2.1              | 6.5              | ↔              | ↔              |                      | Homs           | 321           | 5.6              | 13.7             | ↔              | ↑              |  |  |
|                         | Lattakia       | 2,850                                          | -                | 35.7             | ↔              | ↑              |                      | Lattakia       | 381           | 7.0              | 28.2             | ↔              | ↑              |  |  |
|                         | Quneitra       | 4,100                                          | (4.2)            | 27.1             | ↔              | ↑              |                      | Quneitra       | 380           | -                | 44.7             | ↔              | ↑              |  |  |
|                         | Ar-Raqqa       | 7,750                                          | -                | 23.8             | ↔              | ↑              |                      | Ar-Raqqa       | 625           | (5.9)            | 100.0            | ↔              | ↑              |  |  |
|                         | Rural Damascus | 7,250                                          | 2.8              | 8.3              | ↔              | ↔              |                      | Rural Damascus | 525           | (4.5)            | 58.3             | ↔              | ↑              |  |  |
|                         | As-Sweida      | 3,000                                          | -                | 20.0             | ↔              | ↑              |                      | As-Sweida      | 438           | (4.4)            | 64.4             | ↔              | ↑              |  |  |
| Tartous                 | 2,850          | (1.7)                                          | 28.2             | ↔                | ↑              | Tartous        | 394                  | 1.7            | 28.0          | ↔                | ↑                |                |                |  |  |
| Diesel (L)              | Aleppo         | 450                                            | 40.0             | 266.6            | ↑              | ↑              | Tea (kg)             | Aleppo         | 3,200         | (3.6)            | 41.6             | ↔              | ↑              |  |  |
|                         | Damascus       | 220                                            | 4.1              | (8.5)            | ↔              | ↔              |                      | Damascus       | 3,350         | (2.6)            | 63.2             | ↔              | ↑              |  |  |
|                         | Dar'a          | 913                                            | (14.4)           | 509.7            | ↓              | ↑              |                      | Dar'a          | 4,000         | 11.9             | 39.2             | ↑              | ↑              |  |  |
|                         | Deir-ez-Zor    | 1,495                                          | (4.2)            | (4.2)            | ↔              | ↔              |                      | Deir-ez-Zor    | 6,900         | (14.3)           | (13.6)           | ↓              | ↓              |  |  |
|                         | Idleb          | 240                                            | 2.2              | -                | ↔              |                |                      | Idleb          | 3,350         | 3.1              | -                | ↔              |                |  |  |
|                         | Hama           | 280                                            | (1.9)            | 30.4             | ↔              | ↑              |                      | Hama           | 3,275         | 3.8              | 46.7             | ↔              | ↑              |  |  |
|                         | Al- Hasakeh    | 59                                             | 6.3              | 6.3              | ↔              | ↔              |                      | Al- Hasakeh    | 3,450         | 6.2              | 20.6             | ↔              | ↑              |  |  |
|                         | Homs           | 183                                            | 3.0              | 13.2             | ↔              | ↑              |                      | Homs           | 3,422         | 0.8              | 7.0              | ↔              | ↔              |  |  |
|                         | Lattakia       | 181                                            | (2.0)            | 18.9             | ↔              | ↑              |                      | Lattakia       | 2,200         | (7.6)            | (2.0)            | ↔              | ↔              |  |  |
|                         | Quneitra       | 268                                            | -                | 16.1             | ↔              | ↑              |                      | Quneitra       | 3,500         | -                | 21.4             | ↔              | ↑              |  |  |
|                         | Ar-Raqqa       | 124                                            | -                | 13.7             | ↔              | ↑              |                      | Ar-Raqqa       | 3,600         | (3.6)            | 18.3             | ↔              | ↑              |  |  |
|                         | Rural Damascus | 450                                            | (4.5)            | 45.2             | ↔              | ↑              |                      | Rural Damascus | 4,050         | 1.4              | 41.7             | ↔              | ↑              |  |  |
|                         | As-Sweida      | 350                                            | -                | 40.0             | ↔              | ↑              |                      | As-Sweida      | 3,500         | -                | 25.0             | ↔              | ↑              |  |  |
| Tartous                 | 185            | -                                              | 20.1             | ↔                | ↑              | Tartous        | 2,450                | (1.7)          | (7.2)         | ↔                | ↔                |                |                |  |  |
| Lentils (kg)            | Aleppo         | 558                                            | 14.2             | 45.0             | ↑              | ↑              | Unskilled Labor wage | Aleppo         | 1,267         | 19.3             | 45.0             | ↑              | ↑              |  |  |
|                         | Damascus       | 694                                            | 2.9              | 35.4             | ↔              | ↑              |                      | Damascus       | 1,500         | -                | -                | ↔              | ↔              |  |  |
|                         | Dar'a          | 400                                            | 3.3              | -                | ↔              | ↔              |                      | Dar'a          | 1,000         | 4.5              | 10.0             | ↔              | ↑              |  |  |
|                         | Deir-ez-Zor    | 750                                            | 29.2             | (43.2)           | ↑              | ↓              |                      | Deir-ez-Zor    | 1,150         | -                | 4.2              | ↔              | ↔              |  |  |
|                         | Idleb          | 450                                            | (2.6)            | -                | ↔              |                |                      | Idleb          | 1,850         | 3.1              | -                | ↔              |                |  |  |
|                         | Hama           | 575                                            | 6.7              | 50.0             | ↔              | ↑              |                      | Hama           | 1,500         | -                | -                | ↔              | ↔              |  |  |
|                         | Al- Hasakeh    | 663                                            | 8.2              | 42.8             | ↔              | ↑              |                      | Al- Hasakeh    | 900           | (3.8)            | 10.0             | ↔              | ↑              |  |  |
|                         | Homs           | 553                                            | 1.1              | 7.8              | ↔              | ↔              |                      | Homs           | 987           | 1.2              | 8.2              | ↔              | ↔              |  |  |
|                         | Lattakia       | 613                                            | (0.9)            | 16.9             | ↔              | ↑              |                      | Lattakia       | 1,925         | 4.0              | (3.8)            | ↔              | ↔              |  |  |
|                         | Quneitra       | 500                                            | -                | 15.0             | ↔              | ↑              |                      | Quneitra       | 1,200         | -                | -                | ↔              | ↔              |  |  |
|                         | Ar-Raqqa       | 700                                            | (6.3)            | 51.7             | ↔              | ↑              |                      | Ar-Raqqa       | 1,825         | 1.6              | 21.7             | ↔              | ↑              |  |  |
|                         | Rural Damascus | 769                                            | 2.5              | 28.1             | ↔              | ↑              |                      | Rural Damascus | 1,500         | -                | -                | ↔              | ↔              |  |  |
|                         | As-Sweida      | 800                                            | 4.9              | 56.2             | ↔              | ↑              |                      | As-Sweida      | 1,500         | 5.3              | 25.0             | ↔              | ↑              |  |  |
| Tartous                 | 625            | 4.2                                            | 14.3             | ↔                | ↑              | Tartous        | 1,625                | 1.5            | 8.3           | ↔                | ↔                |                |                |  |  |
| Oil (L)                 | Aleppo         | 758                                            | 21.5             | 74.1             | ↑              | ↑              | Wheat Flour (kg)     | Aleppo         | 200           | 12.2             | 53.1             | ↑              | ↑              |  |  |
|                         | Damascus       | 700                                            | 1.9              | 45.0             | ↔              | ↑              |                      | Damascus       | 285           | 1.9              | 46.6             | ↔              | ↑              |  |  |
|                         | Dar'a          | 725                                            | 3.1              | 37.3             | ↔              | ↑              |                      | Dar'a          | 213           | (2.6)            | 6.3              | ↔              | ↔              |  |  |
|                         | Deir-ez-Zor    | 1,250                                          | 3.7              | 4.3              | ↔              | ↔              |                      | Deir-ez-Zor    | 341           | (4.4)            | 16.5             | ↔              | ↑              |  |  |
|                         | Idleb          | 600                                            | 4.5              | -                | ↔              |                |                      | Idleb          | 175           | -                | -                | ↔              |                |  |  |
|                         | Hama           | 825                                            | (8.3)            | 94.2             | ↔              | ↑              |                      | Hama           | 200           | 9.6              | 14.3             | ↔              | ↑              |  |  |
|                         | Al- Hasakeh    | 650                                            | (0.7)            | 16.8             | ↔              | ↑              |                      | Al- Hasakeh    | 255           | 2.0              | 10.9             | ↔              | ↑              |  |  |
|                         | Homs           | 620                                            | 3.4              | 8.8              | ↔              | ↔              |                      | Homs           | 223           | 4.9              | 8.5              | ↔              | ↔              |  |  |
|                         | Lattakia       | 706                                            | 2.7              | 36.1             | ↔              | ↑              |                      | Lattakia       | 229           | 4.4              | 14.4             | ↔              | ↑              |  |  |
|                         | Quneitra       | 734                                            | 1.2              | 36.5             | ↔              | ↑              |                      | Quneitra       | 205           | -                | 20.0             | ↔              | ↑              |  |  |
|                         | Ar-Raqqa       | 850                                            | (0.6)            | 51.5             | ↔              | ↑              |                      | Ar-Raqqa       | 350           | (2.4)            | 40.0             | ↔              | ↑              |  |  |
|                         | Rural Damascus | 850                                            | 3.3              | 52.4             | ↔              | ↑              |                      | Rural Damascus | 463           | 3.6              | 72.5             | ↔              | ↑              |  |  |
|                         | As-Sweida      | 800                                            | -                | 56.1             | ↔              | ↑              |                      | As-Sweida      | 250           | (2.4)            | 25.0             | ↔              | ↑              |  |  |
| Tartous                 | 700            | 6.6                                            | 26.1             | ↔                | ↑              | Tartous        | 245                  | 6.1            | 10.8          | ↔                | ↑                |                |                |  |  |
| Key:                    | ↑              | Prices Increase above normal price fluctuation |                  |                  |                |                |                      |                |               |                  |                  |                |                |  |  |
|                         | ↔              | Normal Price Fluctuation                       |                  |                  |                |                |                      |                |               |                  |                  |                |                |  |  |
|                         | ↓              | Price decrease below normal price fluctuation  |                  |                  |                |                |                      |                |               |                  |                  |                |                |  |  |