

Highlights:

- Market capacity is minimum in eastern Aleppo city and the humanitarian situation reaches unprecedented alarming levels.
- The price increase of main staples (wheat flour) reaches the highest peak in eastern Aleppo city.
- Prices of bread and rice are rising continuously in conflict affected areas; the national average of standard food basket increased by 49% compared to November 2015.
- Market functionality has improved in Al-Hasakeh and Rural Damascus due to increased humanitarian access.

A: Standard Food Basket

In November 2016, the national average cost of a standard food basket¹ (group of essential commodities) was SYP 35,920.

The cost of a food basket continued to increase in most conflict affected areas, at national level the basket was 6 percent more expensive than last month and 49 percent higher compared to 12 months ago.

Looking at the pattern of food basket prices across all the main markets, the lowest cost was observed in Dar'a governorate at SYP 26,260 while Deir-ez-Zor governorate recorded the highest cost at SYP 68,970.

Due to extreme food shortage in eastern Aleppo city, the cost of a food basket significantly went up by 256 percent compared to last month to SYP 232,000. Key informants reported that markets in southern areas of eastern Aleppo city work in minimum capacity and the scarce food supplies are insufficient to meet the needs of thousands trapped households.

This, alongside the sudden influx of IDPs will further deteriorate purchasing power of vulnerable and food insecure households. Furthermore, this will increase their dependence on external assistance to cover their minimum food requirements.

Governorate	Price November 2016	Price 1 month change	Price 6 months changes	Price 12 months changes
Aleppo	SYP 54,500	55%	98%	207%
Damascus	SYP 30,275	0%	13%	67%
Dar'a	SYP 26,260	2%	1%	59%
Deir-ez-Zor	SYP 68,970	20%	-39%	-47%
Hama	SYP 31,620	2%	15%	93%
Al-Hasakeh	SYP 39,435	0%	-1%	121%
Homs	SYP 27,565	-2%	14%	53%
Lattakia	SYP 31,015	2%	4%	84%
Ar-Raqqa	SYP 37,310	1%	-7%	69%
Rural Damascus	SYP 34,790	-12%	-4%	24%
As-Sweida	SYP 31,235	0%	18%	70%
Tartous	SYP 30,450	0%	0%	79%
Quneitra	SYP 28,320	1%	7%	N/A
Idlib	SYP 31,115	2%	-7%	N/A
Average	SYP 35,920	6%	-1%	49%

1. The cost of a standard basket of dry goods providing 1,930 kcal a day for a family of five during a month. The basket includes 37 kg of bread, 19 kg rice, 19 kg lentils, 5 kg of sugar, and 7 kg of vegetable oil.

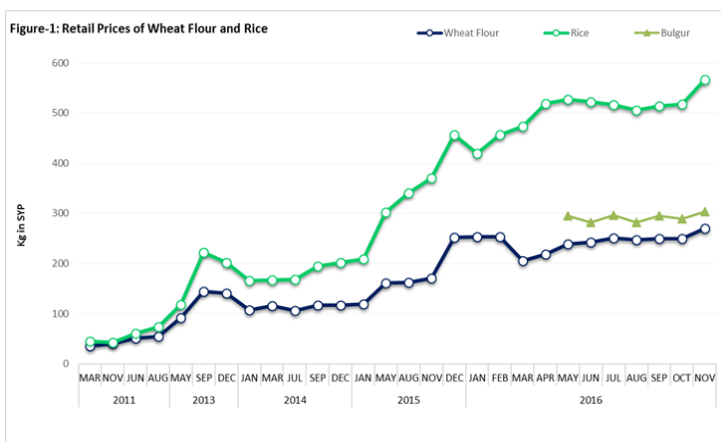
B: Retail Prices

1- Wheat Flour, Rice and Bulgur:

In November 2016, the average nominal retail price of wheat flour increased by 8.2 percent compared to the previous month, reaching SYP 270/Kg. Rice was sold at SYP 570/Kg, higher by 9.4 percent compared to October 2016. The price of bulgur also witnessed an increase of 5 percent (SYP 305/kg) than last month.

When compared to May 2016, the price of wheat flour increased by 12.9 percent, rice went-up by 7.6 percent and the price of bulgur also increased by 3 percent.

Looking at the pattern of rice retail prices across all main markets during November, Deir-ez-Zor recorded the highest price, SYP 940/kg, while the lowest price was observed in As-Sweida where 1 kg of rice was sold at SYP 340/kg. Markets in Aleppo registered unprecedented high price levels for wheat flour, where it was sold at SYP 600/kg, while Idleb markets registered the lowest price at SYP 190/kg. On the other hand, the highest price for bulgur was observed in Deir-ez-Zor markets at SYP 600/kg, while the lowest price was reported in Dar'a (SYP 200/kg).



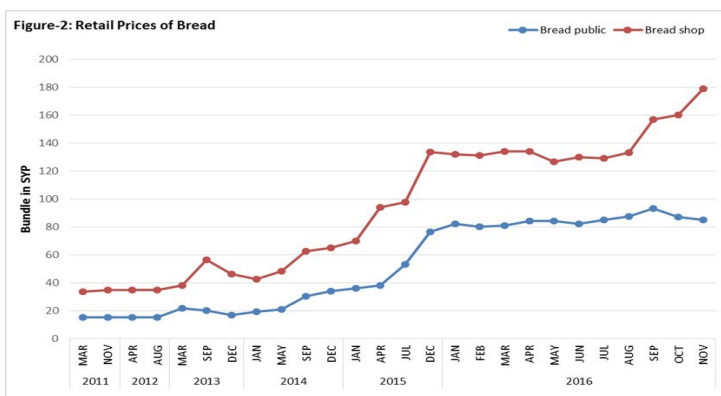
Since July 2016, market functionality in eastern Aleppo city has been severely affected by conflict reaching alarming levels. Most of food items were unavailable and the scarce available amount was very poor quality. One kg of rice reached SYP 2,000, representing an increase of 264 percent compared to last month and approximately five-fold higher compared to May 2016.

During the last 3 months, prices of main staple food commodities in besieged areas have recorded an up-ward trend in-line with the winter season.

2- Bread:

In November 2016, the average nominal retail prices for public (subsidized) bread and commercial (shop) bread were SYP 85/bundle and SYP 180/bundle. Compared to October 2016, the price of public bread remained relatively stable while the price of commercial bread increased by 11.9 percent. The remarkable price increase for shop bread was mainly due to the restricted bakeries functionality in Aleppo alongside less than usual bakeries capacity in Idleb.

Between May and November 2016, the average retail price of public bread remained unchanged while, the price for commercial bread increased by 41.5 percent.



Looking at the pattern of retail prices of commercial bread across all main markets during November, Aleppo market registered the highest price at SYP 495/bundle, while markets in Tartous had the lowest price at SYP 65/bundle. Idleb recorded the highest price for public bread at SYP 195/bundle while the lowest price was observed in Damascus, Dar'a, Tartous, Lattakia, As-Sweida and Al-Hassakeh by SYP 50/bundle.

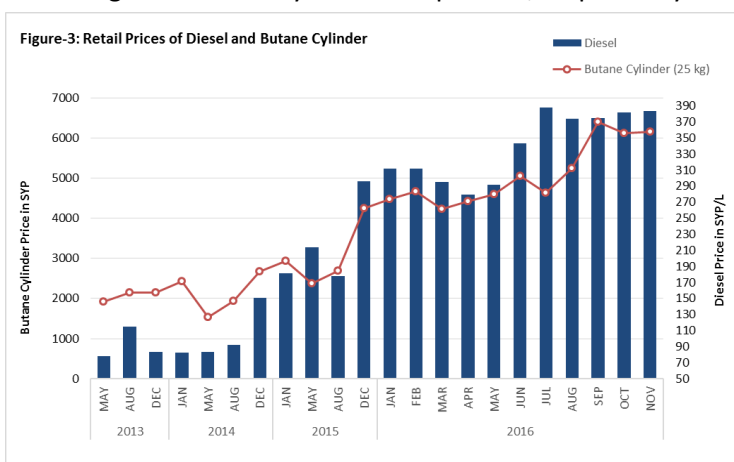
During the reporting month, severe shortages of bread were reported from Madaya and eastern Aleppo city.

3– Diesel and cylinder of butane gas

The average price of diesel was SYP 385/L and SYP 6,160 for a cylinder of butane gas. Between May and November 2016, the average retail price of diesel and a cylinder of butane gas increased by 31 and 34 percent, respectively. Compared to the same month last year, diesel prices increased by 35 percent and prices for a cylinder of butane gas by 43 percent .

During the reporting month, the highest price for diesel was reported in Deir-ez-Zor city and eastern Aleppo city markets at SYP 2,500/L, a thirteen-times more expensive compared to the official price (SYP 180/L).

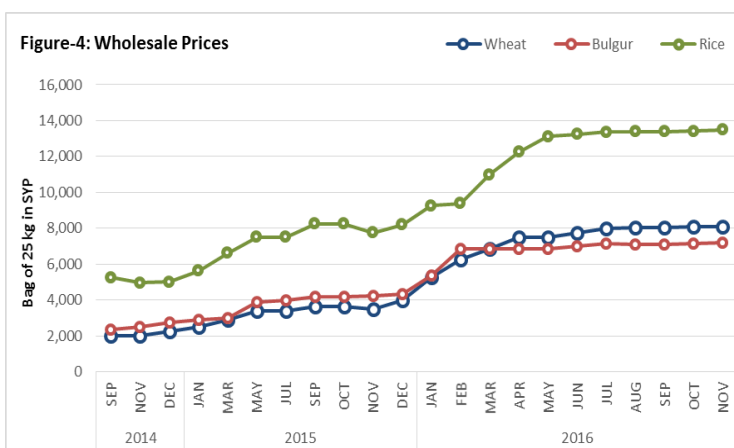
Severe shortages in diesel and gas were reported across many markets, especially in active-conflict areas and besieged areas in Aleppo, Idleb, Madaya and eastern Ghouta. Moreover, in eastern Aleppo city, a cylinder of butane gas reached SYP 65,000, twenty-five times more expensive than the official price (SYP 2,500) . Key informants reported that many households were burning their furniture to warm up their kids.



C. Wholesale Prices of Main Cereal in Damascus Market

During the reporting month, the wholesale price for the main food commodities were relatively stable with a slight variation by less than 1 percent. Wheat grain was sold at SYP 8,090/25 kg, bulgur at SYP 7,200/25 kg and white rice at SYP 13,500/25 kg.

Compared to October 2016, the wholesale price of bulgur, rice and wheat remained almost unchanged. Between May 2016 and November 2016, the wholesale prices of wheat increased by 8 percent, bulgur by 4 percent and rice by 10 percent.



Year-on-year, the wholesale price of wheat grain increased by 131 percent, bulgur by 69 percent and white rice by 74 percent. Wholesale prices for most of food commodities in accessible markets were relatively stable during the last few months. However, prices are expected to increase during the winter season (lean season).

D. Food Supply to Markets

During the reporting period, in the monitored markets in accessible areas, including Tartous, As-Sweida, Homs and Damascus, the supply routes were open and commodities were available. Many markets in rural Damascus have witnessed notable improvements in terms of accessibility, including some besieged and hard to reach areas. However, in Madaya, Deir-ez-Zor and Aleppo governorates, the supply of essential food commodities was disrupted as shelling, active fighting and restricted access cut off the main supply routes. As a result, diesel, butane gas, cereals and sugar were limited/not available in markets.

In eastern Aleppo city, markets were working in minimum capacity as conflict severely interrupted the food supply to local markets.

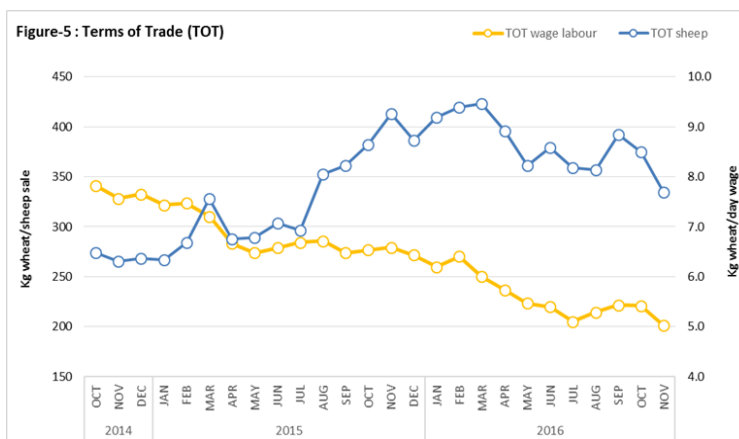
In Al-Hasakeh, markets are functioning slightly better than previous months and the demand is stabilizing, reflecting the positive impact of food assistance.

E. Terms of Trade (TOT):²

TOT between wage labour and wheat flour

The purchasing power (measured by terms of trade) of casual labourers remains weak across the country, reflecting low wages against rising wheat flour prices. In November 2016, for a whole day of work casual labourers could only buy 5 kg of wheat flour/day, a decrease of 7.3 percent compared to last month, 8.2 percent less than May 2016 and 23.8 percent lower compared to the same month last year.

The nominal average daily wage rate during the reporting period was SYP 1,355. The wage rate is varied between different market locations, ranging from SYP 900 in Al-Hasakeh to SYP 1,800 in Lattakia.



TOT between sheep and wheat flour

In November 2016, the average price of a two-year old male sheep was SYP 90,000/head. This is 3.4 percent less than last month's price, but it still represents an increase of 4.5 percent compared to six months ago.

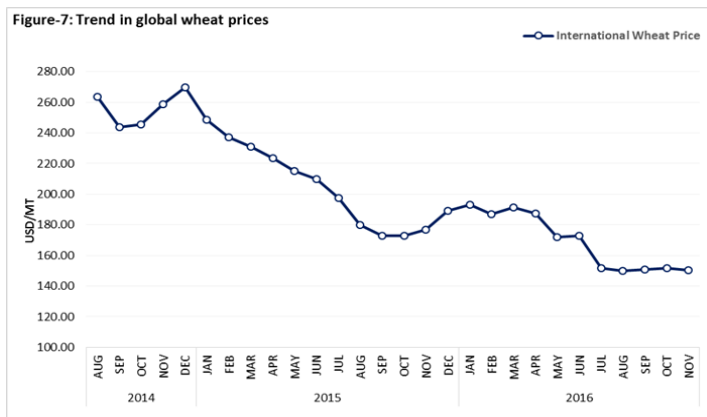
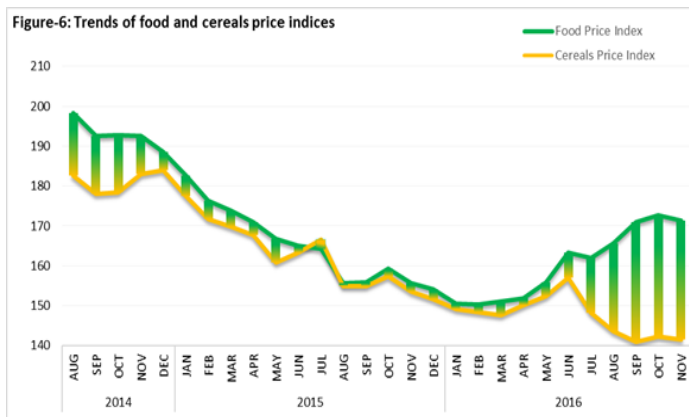
The national average TOT between a sheep and wheat flour was 334kg/sheep, which is 10.8 percent lower compared to last month and 7.4 percent less compared to six months ago. The highest TOT was recorded in Quneitra governorate (494kg/sheep), while the lowest TOT was observed in Ar-Raqqa governorate (163kg/sheep).

F. International Market Prices

The FAO Food Price Index averaged 171.3 points in November 2016, which is 0.4 percent less compared to October average, but still 10.4 percent more than November 2015 levels. The overall Food Price Index has gradually increased on a monthly basis since March 2016 with a slight decrease noted in both July and November 2016. Similarly, the Cereal Price Index averaged 141.4 points in November 2016, down by 0.6 percent compared to last month, and 7.9 percent below last year level.

In November 2016, the wheat prices on local markets averaged USD 628.5/MT, which is four times higher than the price of wheat in the international market (USD 150.5/MT).

Data Source: <http://www.fao.org/worldfoodsituation/wfs-home/foodpricesindex/en/> and https://ycharts.com/indicators/us_hard_red_winter_wheat_export_price_gulf_ports



2. The TOT are proxy indicators of the purchasing power of households that rely on livestock and/or casual labour as their main source of income for the purchase of cereals from local markets. TOT are important components of food security analysis. Changes in the terms of trade between wages/livestock and staple food commodities are indicative of the trends in purchasing power and the impact on the food security situation of households dependent on food purchases through income from daily wage labour and/or the sale of livestock.

Table 1. Market Price of Main Commodities in Syrian Pounds

Commodity	Governorate	Current Price	Price change (%)	Price change (%)	Average Change	Average Change	Commodity	Governorate	Current Price	Price change (%)	Price change (%)	Average Change	Average Change		
			1M	6 M	1M	6 M					1M	6 M	1M	6 M	
Bread Public (1.5 kg)	Aleppo	130	8.3	63.3	↔	↑	Date (kg)	Aleppo	913	2.1	(14.2)	↔	↓		
	Damascus	50	-	-	↔	↔		Damascus	925	2.5	4.1	↔	↔		
	Dar'a	50	-	-	↔	↔		Dar'a	950	-	19.8	↔	↑		
	Deir-ez-Zor	100	-	(19.4)	↔	↓		Deir-ez-Zor	1,450	25.0	350.0	↑	↑		
	Idleb	195	4.3	0.1	↔	↔		Idleb	438	3.1	(12.0)	↔	↓		
	Hama	75	-	-	↔	↔		Hama	950	2.4	16.6	↔	↑		
	Al- Hasakeh	50	-	-	↔	↔		Al- Hasakeh	475	-	58.3	↔	↑		
	Homs	50	-	(5.6)	↔	↔		Homs	917	-	15.9	↔	↑		
	Lattakia	50	-	-	↔	↔		Lattakia	800	-	14.3	↔	↑		
	Quneitra	80	-	-	↔	↔		Quneitra	925	-	7.7	↔	↔		
	Ar-Raqqa	100	5.6	(15.9)	↔	↓		Ar-Raqqa	513	-	49.0	↔	↑		
	Rural Damascus	75	(30.0)	(30.0)	↓	↓		Rural Damascus	1,300	15.0	53.5	↑	↑		
	As-Sweida	50	-	-	↔	↓		As-Sweida	900	-	9.2	↔	↔		
	Tartous	50	-	-	↔	↔		Tartous	750	-	2.3	↔	↔		
Bread Shops (1.5 kg)	Aleppo	493	19.4	501.9	↑	↑	Diesel (L)	Aleppo	704	10.5	198.7	↑	↑		
	Damascus	150	-	20.0	↔	↑		Damascus	220	-	(6.5)	↔	↔		
	Dar'a	150	-	(5.6)	↔	↔		Dar'a	578	(5.4)	262.0	↔	↑		
	Deir-ez-Zor	150	-	(16.7)	↔	↓		Deir-ez-Zor	1,345	(3.7)	(9.4)	↔	↔		
	Idleb	235	5.0	(6.0)	↔	↔		Idleb	283	8.7	(42.0)	↔	↓		
	Hama	123	-	(4.0)	↔	↔		Hama	280	-	113.8	↔	↑		
	Al- Hasakeh	113	-	33.3	↔	↑		Al- Hasakeh	63	-	12.5	↔	↑		
	Homs	147	5.6	107.0	↔	↑		Homs	203	2.7	15.0	↔	↑		
	Lattakia	75	-	7.7	↔	↔		Lattakia	186	1.9	22.1	↔	↑		
	Quneitra	133	-	(3.6)	↔	↔		Quneitra	273	-	21.5	↔	↑		
	Ar-Raqqa	130	4.5	(32.4)	↔	↓		Ar-Raqqa	138	6.3	25.0	↔	↑		
	Rural Damascus	175	(5.4)	(12.9)	↔	↓		Rural Damascus	350	(18.1)	11.4	↓	↑		
	As-Sweida	75	-	15.4	↔	↑		As-Sweida	328	0.8	31.0	↔	↑		
	Tartous	63	-	(5.6)	↔	↔		Tartous	185	-	20.1	↔	↑		
Bulgur (kg)	Aleppo	330	4.3	26.5	↔	↑	Fish (Sardine, canned)	Aleppo	318	3.5	14.1	↔	↑		
	Damascus	293	-	27.1	↔	↑		Damascus	350	1.0	57.5	↔	↑		
	Dar'a	200	-	3.6	↔	↔		Dar'a	250	-	8.7	↔	↔		
	Deir-ez-Zor	600	23.2	(10.3)	↑	↓		Deir-ez-Zor	807	60.7	(6.7)	↑	↔		
	Idleb	200	-	17.1	↔	↑		Idleb	268	2.0	(6.2)	↔	↔		
	Hama	313	1.5	21.0	↔	↑		Hama	243	2.2	16.3	↔	↑		
	Al- Hasakeh	401	-	27.2	↔	↑		Al- Hasakeh	325	-	(6.4)	↔	↔		
	Homs	243	5.7	32.2	↔	↑		Homs	248	-	19.4	↔	↑		
	Lattakia	278	1.0	22.4	↔	↑		Lattakia	245	3.0	(0.2)	↔	↔		
	Quneitra	213	-	25.2	↔	↑		Quneitra	245	3.3	10.9	↔	↑		
	Ar-Raqqa	300	-	(12.5)	↔	↓		Ar-Raqqa	300	-	(8.3)	↔	↔		
	Rural Damascus	288	1.4	(23.3)	↔	↓		Rural Damascus	288	-	6.3	↔	↔		
	As-Sweida	300	-	23.0	↔	↑		As-Sweida	275	-	10.0	↔	↑		
	Tartous	300	-	14.5	↔	↑		Tartous	325	-	12.9	↔	↑		
Butane Cylinder (10 kg)	Aleppo	18,688	0.4	326.5	↔	↑	Fish (tuna, canned)	Aleppo	513	0.5	20.1	↔	↑		
	Damascus	2,725	-	36.3	↔	↑		Damascus	463	-	36.5	↔	↑		
	Dar'a	4,350	4.1	29.4	↔	↑		Dar'a	400	-	16.3	↔	↑		
	Deir-ez-Zor	8,500	4.3	(27.4)	↔	↓		Deir-ez-Zor	850	18.8	(1.4)	↑	↔		
	Idleb	7,100	(1.4)	10.9	↔	↑		Idleb	300	-	9.7	↔	↔		
	Hama	3,775	-	(24.2)	↔	↓		Hama	425	0.5	14.2	↔	↑		
	Al- Hasakeh	3,225	2.1	(32.8)	↔	↓		Al- Hasakeh	394	-	1.8	↔	↔		
	Homs	2,850	1.8	16.1	↔	↑		Homs	412	2.8	20.0	↔	↑		
	Lattakia	2,900	5.4	38.1	↔	↑		Lattakia	363	3.6	3.6	↔	↔		
	Quneitra	4,450	3.9	53.0	↔	↑		Quneitra	330	1.4	3.5	↔	↔		
	Ar-Raqqa	6,625	-	(22.8)	↔	↓		Ar-Raqqa	363	4.2	4.2	↔	↔		
	Rural Damascus	4,400	3.8	(36.3)	↔	↓		Rural Damascus	450	(4.4)	11.1	↔	↑		
	As-Sweida	2,850	-	14.0	↔	↑		As-Sweida	438	-	20.5	↔	↑		
	Tartous	2,900	-	29.0	↔	↑		Tartous	374	(0.4)	(2.3)	↔	↔		
Cheese (kg)	Aleppo	2,013	1.3	28.5	↔	↑	Iodised salt (kg)	Aleppo	308	10.0		↔	↔		
	Damascus	1,550	-	87.9	↔	↑		Damascus	125	-		↔	↔		
	Dar'a	1,200	2.0	78.3	↔	↑		Dar'a	175	7.7		↔	↔		
	Deir-ez-Zor	2,200	48.7	126.4	↑	↑		Deir-ez-Zor	275	9.2		↔	↔		
	Idleb	900	-	2.0	↔	↔		Idleb	N/A			↔	↔		
	Hama	1,450	4.2	18.3	↔	↑		Hama	88	-	19.0	↔	↑		
	Al- Hasakeh	1,113	-	61.7	↔	↑		Al- Hasakeh	88	-		↔	↔		
	Homs	1,290	0.6	18.0	↔	↑		Homs	130	-	19.0	↔	↑		
	Lattakia	1,425	1.9	(0.1)	↔	↔		Lattakia	55	-		↔	↔		
	Quneitra	1,000	-	23.6	↔	↑		Quneitra	98	-		↔	↔		
	Ar-Raqqa	925	-	14.0	↔	↑		Ar-Raqqa	101	-		↔	↔		
	Rural Damascus	1,250	4.2	19.5	↔	↑		Rural Damascus	138	(18.8)		↓	↔		
	As-Sweida	1,188	8.0	25.0	↔	↑		As-Sweida	150	-		↔	↔		
	Tartous	1,275	-	10.6	↔	↑		Tartous	75	-		↔	↔		
Chickpeas (kg)	Aleppo	383	8.7	17.0	↔	↑	Lentils (kg)	Aleppo	733	11.7	52.9	↑	↑		
	Damascus	513	1.2	3.7	↔	↔		Damascus	700	-	13.8	↔	↑		
	Dar'a	350	-	26.7	↔	↑		Dar'a	415	3.8	3.8	↔	↔		
	Deir-ez-Zor	1,500	57.7	26.9	↑	↑		Deir-ez-Zor	1,300	27.9	(33.6)	↑	↓		
	Idleb	250	-	0.4	↔	↔		Idleb	463	2.8	(15.9)	↔	↓		
	Hama	465	1.6	17.1	↔	↑		Hama	600	2.4	18.2	↔	↑		
	Al- Hasakeh	688	-	12.3	↔	↑		Al- Hasakeh	725	3.1	3.4	↔	↔		
	Homs	528	2.6	24.2	↔	↑		Homs	567	5.0	23.2	↔	↑		
	Lattakia	600	-	(0.9)	↔	↔		Lattakia	663	1.8	10.4	↔	↑		
	Quneitra	475	2.9	8.4	↔	↔		Quneitra	513	-	11.8	↔	↑		
	Ar-Raqqa	613	-	22.5	↔	↑		Ar-Raqqa	625	1.4	(10.7)	↔	↓		
	Rural Damascus	550	-	4.3	↔	↔		Rural Damascus	763	(3.3)	4.6	↔	↑		
	As-Sweida	638	1.9	21.4	↔	↑		As-Sweida	800	-	25.5	↔	↑		
	Tartous	525	-	(16.0)	↔	↓		Tartous	600	-	(4.9)	↔	↔		
Key :	↑	Prices increase above normal price fluctuation													
	↔	Normal Price Fluctuation													

Commodity	Governorate	Current Price	Price change (%)	Price change (%)	Average Change	Average Change	Commodity	Governorate	Current Price	Price change (%)	Price change (%)	Average Change	Average Change
			1M	6 M	1M	6 M				1M	6 M	1M	6 M
Meat (beef, kg)	Aleppo	3,831	3.6	68.5	↔	↑	Tea (kg)	Aleppo	4,800	42.9	72.0	↑	↑
	Damascus	3,350	0.8	14.5	↔	↑		Damascus	3,350	-	14.4	↔	↑
	Dar'a	3,350	-	3.3	↔	↔		Dar'a	3,750	-	(6.3)	↔	↔
	Deir-ez-Zor	4,225	1.5	7.6	↔	↔		Deir-ez-Zor	12,250	9.0	7.0	↔	↔
	Idlib	2,500	-	(1.4)	↔	↔		Idlib	3,350	-	(8.2)	↔	↔
	Hama	3,500	3.6	23.5	↔	↑		Hama	3,425	7.0	14.5	↔	↑
	Al- Hasakeh	2,638	-	(10.6)	↔	↓		Al- Hasakeh	3,525	(1.4)	8.6	↔	↔
	Homs	3,433	1.2	19.3	↔	↑		Homs	3,300	4.0	54.7	↔	↑
	Lattakia	3,325	0.8	(2.2)	↔	↔		Lattakia	2,150	7.5	(25.7)	↔	↓
	Quneitra	3,275	0.4	15.6	↔	↑		Quneitra	3,500	-	2.9	↔	↔
	Ar-Raqqa	2,375	-	(5.0)	↔	↔		Ar-Raqqa	3,700	-	9.1	↔	↔
	Rural Damascus	3,550	1.4	1.5	↔	↔		Rural Damascus	4,000	(4.3)	15.9	↔	↑
	As-Sweida	3,325	-	(2.9)	↔	↔		As-Sweida	3,525	0.7	21.6	↔	↑
Oil (L)	Tartous	3,375	2.3	1.5	↔	↔		Tartous	2,600	5.0	(12.7)	↔	↓
	Aleppo	1,827	18.0	212.1	↑	↑	Tomato paste (kg)	Aleppo	1,494	1.0	105.8	↔	↑
	Damascus	713	-	8.0	↔	↔		Damascus	810	1.3	74.8	↔	↑
	Dar'a	725	-	(2.4)	↔	↔		Dar'a	388	-	30.8	↔	↑
	Deir-ez-Zor	1,425	11.1	(18.5)	↑	↓		Deir-ez-Zor	4,400	46.4	91.5	↑	↑
	Idlib	625	2.1	4.2	↔	↔		Idlib	335	3.3	12.3	↔	↑
	Hama	864	0.1	(23.0)	↔	↓		Hama	1,080	1.2	16.1	↔	↑
	Al- Hasakeh	657	(1.9)	(21.1)	↔	↓		Al- Hasakeh	600	-	1.0	↔	↔
	Homs	635	5.9	29.9	↔	↑		Homs	1,037	1.0	19.4	↔	↑
	Lattakia	750	1.7	1.7	↔	↔		Lattakia	750	-	25.9	↔	↑
	Quneitra	782	3.3	21.5	↔	↑		Quneitra	443	0.4	59.0	↔	↑
	Ar-Raqqa	875	4.2	11.8	↔	↑		Ar-Raqqa	607	-	(8.1)	↔	↔
	Rural Damascus	875	-	14.7	↔	↑		Rural Damascus	800	20.0	90.3	↑	↑
	As-Sweida	800	-	16.4	↔	↑		As-Sweida	488	2.7	6.9	↔	↔
Parsley (packet)	Tartous	738	1.8	7.3	↔	↔	Tomatoe (kg)	Tartous	725	-	13.7	↔	↑
	Aleppo	198	5.5	366.3	↔	↑		Aleppo	278	0.9	160.8	↔	↑
	Damascus	49	8.9	120.0	↔	↑		Damascus	150	11.3	17.7	↑	↑
	Dar'a	38	-	-	↔	↔		Dar'a	250	-	-	↔	↔
	Deir-ez-Zor	138	15.2	(33.3)	↑	↓		Deir-ez-Zor	1,365	6.8	37.1	↔	↑
	Idlib	50	-	25.0	↔	↑		Idlib	500	-	(16.2)	↔	↓
	Hama	50	-	13.9	↔	↑		Hama	170	4.3	18.5	↔	↑
	Al- Hasakeh	75	-	5.7	↔	↔		Al- Hasakeh	301	-	(44.3)	↔	↓
	Homs	50	3.7	19.8	↔	↑		Homs	153	6.8	24.1	↔	↑
	Lattakia	50	25.0	25.0	↑	↑		Lattakia	200	-	80.0	↔	↑
	Quneitra	23	21.0	50.0	↑	↑		Quneitra	144	7.4	36.4	↔	↑
	Ar-Raqqa	88	-	25.0	↔	↑		Ar-Raqqa	413	(5.9)	25.0	↔	↑
	Rural Damascus	55	10.0	35.7	↑	↑		Rural Damascus	175	(11.1)	(15.3)	↓	↓
	As-Sweida	50	-	100.0	↔	↑		As-Sweida	175	-	(6.9)	↔	↔
Pasta (kg)	Tartous	48	-	7.9	↔	↔	Unskilled Labor wage	Tartous	218	2.0	39.1	↔	↑
	Aleppo	496	3.0		↔	↔		Aleppo	1,225	(5.8)	51.1	↔	↑
	Damascus	500	-		↔	↔		Damascus	1,500	-	-	↔	↔
	Dar'a	450	-		↔	↔		Dar'a	1,025	-	12.5	↔	↑
	Deir-ez-Zor	1,250	16.2	(88.5)	↑	↓		Deir-ez-Zor	1,150	-	-	↔	↔
	Idlib	N/A			↔	↔		Idlib	1,700	(7.9)	6.3	↔	↔
	Hama	358	3.8	19.0	↔	↑		Hama	1,500	-	-	↔	↔
	Al- Hasakeh	344	-		↔	↔		Al- Hasakeh	900	-	-	↔	↔
	Homs	372	5.7	29.2	↔	↑		Homs	1,010	2.1	9.6	↔	↔
	Lattakia	255	2.0		↔	↔		Lattakia	1,800	(5.1)	14.4	↔	↑
	Quneitra	258	5.1		↔	↔		Quneitra	1,200	-	-	↔	↔
	Ar-Raqqa	625	-		↔	↔		Ar-Raqqa	1,600	(3.1)	(7.5)	↔	↔
	Rural Damascus	650	0.6		↔	↔		Rural Damascus	1,500	-	-	↔	↔
	As-Sweida	475	-		↔	↔		As-Sweida	1,500	-	15.4	↔	↑
Rice (kg)	Tartous	275	-		↔	↔	Wheat Flour (kg)	Tartous	1,625	(1.4)	8.3	↔	↔
	Aleppo	774	49.0	112.9	↑	↑		Aleppo	599	115.0	214.4	↑	↑
	Damascus	425	-	21.4	↔	↑		Damascus	275	-	-	↔	↔
	Dar'a	488	-	-	↔	↔		Dar'a	213	-	(9.1)	↔	↔
	Deir-ez-Zor	938	6.8	(20.3)	↔	↓		Deir-ez-Zor	549	45.8	87.7	↑	↑
	Idlib	450	-	(10.0)	↔	↔		Idlib	190	8.6	26.7	↔	↑
	Hama	493	1.8	24.3	↔	↑		Hama	200	-	14.3	↔	↑
	Al- Hasakeh	850	(2.9)	15.6	↔	↑		Al- Hasakeh	263	(2.9)	10.9	↔	↑
	Homs	458	6.6	28.2	↔	↑		Homs	230	-	8.3	↔	↔
	Lattakia	488	2.8	0.1	↔	↔		Lattakia	238	-	-	↔	↔
	Quneitra	425	-	(2.6)	↔	↔		Quneitra	205	-	1.2	↔	↔
	Ar-Raqqa	675	-	(0.7)	↔	↔		Ar-Raqqa	383	0.5	15.5	↔	↑
	Rural Damascus	475	(12.5)	0.6	↓	↔		Rural Damascus	325	-	(16.7)	↔	↓
	As-Sweida	340	0.7	18.3	↔	↑	White beans (kg)	As-Sweida	250	-	(4.8)	↔	↔
Sheep 2Y old Male	Tartous	525	-	5.0	↔	↔		Tartous	233	6.3	(7.0)	↔	↔
	Aleppo	146,063	13.9	65.4	↑	↑		Aleppo	611	1.1		↔	↔
	Damascus	83,875	-	1.7	↔	↔		Damascus	475	-		↔	↔
	Dar'a	72,500	3.1	15.3	↔	↑		Dar'a	350	-		↔	↔
	Deir-ez-Zor	N/A			↔	↔		Deir-ez-Zor	1,638	1.9	(76.5)	↔	↓
	Idlib	80,000	-	(11.1)	↔	↓		Idlib				↔	↔
	Hama	85,000	3.8	17.6	↔	↑		Hama	545	2.8	17.7	↔	↑
	Al- Hasakeh	75,000	(1.6)	12.5	↔	↑		Al- Hasakeh	913	-		↔	↔
	Homs	80,000	3.0	32.9	↔	↑		Homs	512	-	19.0	↔	↑
	Lattakia	77,500	3.3	3.3	↔	↔		Lattakia	663	2.1		↔	↔
	Quneitra	101,250	(0.9)	(6.1)	↔	↔		Quneitra	393	0.6		↔	↔
	Ar-Raqqa	62,500	(5.5)	(18.8)	↔	↓		Ar-Raqqa	863	-		↔	↔
	Rural Damascus	100,000	(2.2)	30.1	↔	↑		Rural Damascus	550	-		↔	↔
	As-Sweida	71,500	-	(1.9)	↔	↔	Yogurt (kg)	As-Sweida	525	-		↔	↔
Sugar (kg)	Tartous	71,650	(1.3)	(26.0)	↔	↓		Tartous	525			↔	↔
	Aleppo	1,653	32.8	339.4	↑	↑		Aleppo	810	1.4	74.7	↔	↑
	Damascus	413	1.5	-	↔	↔		Damascus	313	-	56.3	↔	↑
	Dar'a	438	7.0	6.3	↔	↔		Dar'a	250	2.1	66.7	↔	↑
	Deir-ez-Zor	2,557	20.5	10.9	↑	↑		Deir-ez-Zor	1,025	45.6	43.3	↑	↑
	Idlib	438	-	1.8	↔	↔		Idlib	183	4.3	(2.9)	↔	↔
	Hama	408	2.0	(8.2)	↔	↔		Hama	588	2.1	16.2	↔	↑
	Al- Hasakeh	613	11.4	(28.9)	↑	↓		Al- Hasakeh	190	-	8.6	↔	↔
	Homs	358	6.7	49.9	↔	↑		Homs	263	0.7	18.2	↔	↑
	Lattakia	413	3.1	2.2	↔	↔		Lattakia	266	1.3	33.0	↔	↑
	Quneitra	415	3.8	10.9	↔	↑		Quneitra	220	-	30.0	↔	↑
	Ar-Raqqa	557	1.1	(15.5)	↔	↓		Ar-Raqqa	192	-	59.0	↔	↑
	Rural Damascus	475	(5.0)	(6.3)	↔	↔		Rural Damascus	325	-	50.0	↔	↑
	As-Sweida	425	-	(9.3)	↔	↔		As-Sweida	275	-	22.2	↔	↑
	Tartous	413	-	(6.8)	↔	↔		Tartous	275	4.5	19.4	↔	↑