



MOSUL



vam
food security analysis

mVAM IRAQ: EMERGENCY FLASH UPDATE #3

JANUARY 2017

Key points:



Food prices in Mosul are significantly higher than in the rest of Ninewa governorate, especially in Mosul's unliberated areas.



Food shortages are widely reported in western Mosul — in particular, vegetables, pulses, meat and milk.



Households' access to food is constrained, as there is not enough food on the local market to meet the demand. The scarcity of available food has led to high prices of food commodities making them unaffordable for most households, who do not have access to income sources.

64 key informants called

25 total locations surveyed

16 locations in eastern Mosul

9 locations in western Mosul

Calls done over **19** days

ASSESSMENT BACKGROUND AND METHODOLOGY

In response to the escalation of the Mosul operation, WFP conducted a rapid mobile phone survey from 15 January to 2 February to collect information on market functionality in Mosul city. In collaboration with Islamic Relief Worldwide (IRW), a total of 64 key informants' interviews were conducted in Mosul covering 25 locations, 16 in eastern Mosul and 9 in western Mosul.

Interview locations eastern Mosul: Hay Al-mashrq, Al-masaref, Hay Al-jamia, Hay Al-zhur, Hay Al-samah, Al-qadisia alula, Hay Al-nur, Hay Al-axaa, Al-qusbat, Hay A-zahraa, Hay Al-amn, Hay A-elam, Hay Al-qahira, Hay Al-zaitun, Al-qadisia, Shuqaq Al Khathar.

Interview locations western Mosul: Hay Al-arabi*, Hay Al-rifaae, South Western, Hay Al-yarmuk, Hay Al-najar, Mosul Al-jadida, Al-tayaran, Hay Al-risala, Wadi hajar.

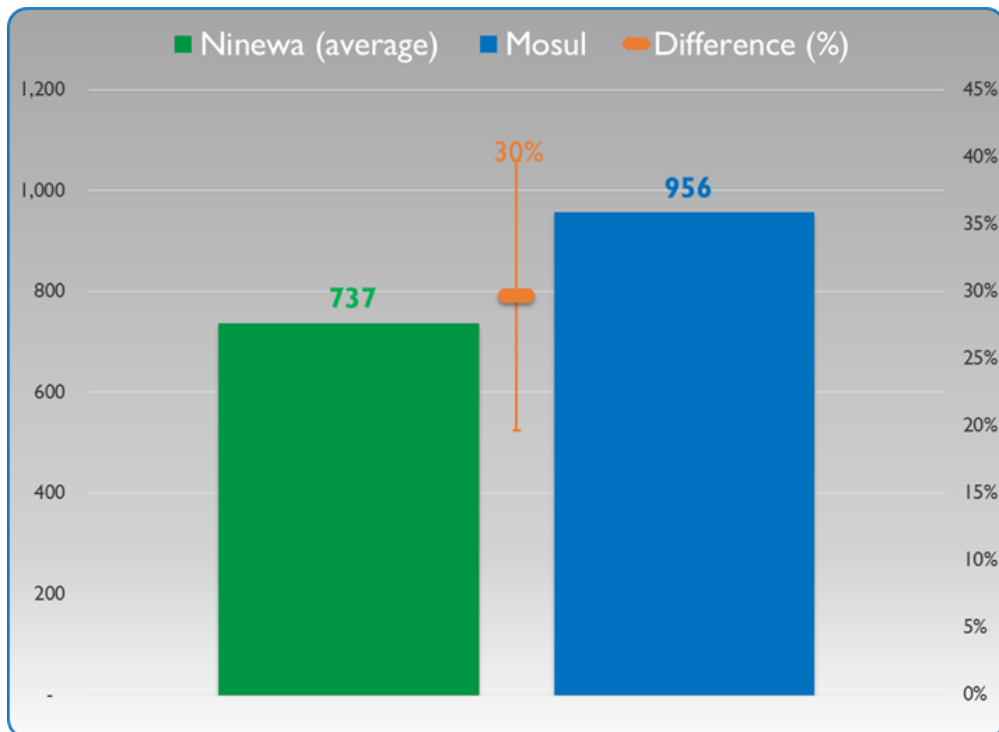
* While east of the river, Hay Al-arabi was unliberated at the time of the interview and has since been liberated.



FOOD PRICES AND PURCHASING POWER

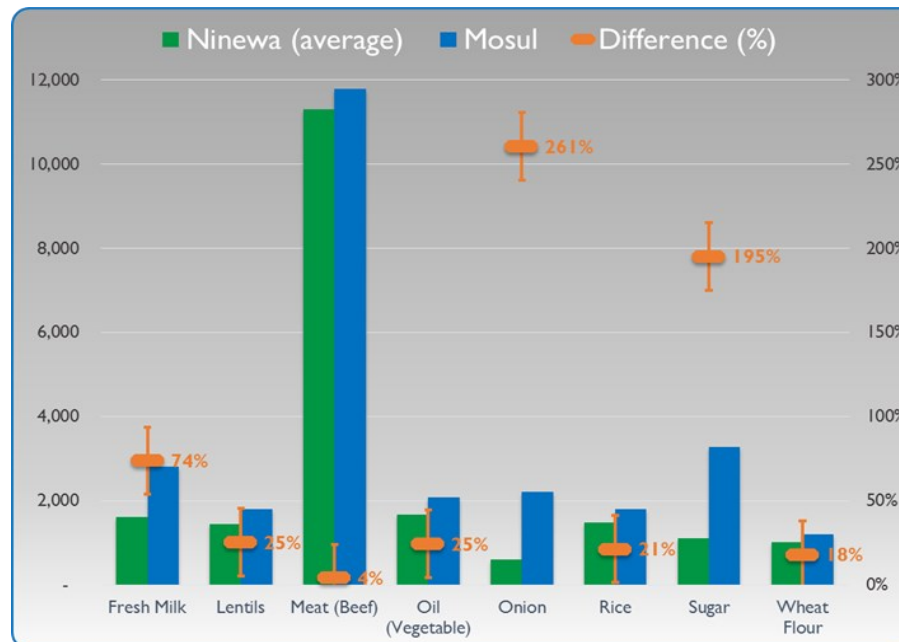
In Mosul, respondents consistently reported that food prices have increased compared to previous months. Governorate average price of food commodities are lower than prices in Mosul (east and west), in particular prices of onion, sugar and fresh milk (Figure 1) are considerably higher in Mosul. Conversely, the cost of the food basket¹ in Mosul (IQD 956) in January 2017 is 30 percent higher than the average cost of the food basket in the rest of Ninewa (IQD 726) (Figure 2).

Figure 2 . Comparison of Minimum food basket between Mosul district and Ninewa governorate



1 The minimum food basket monitored by WFP contains five food commodities. The quantities are adjusted against the survival caloric intake needs. The five commodities are wheat flour, sugar, rice, vegetable oil and onion.

Figure 1. Comparison of main commodity prices between Mosul district and Ninewa governorate



Commodity	Mosul	Ninewa (average)	Difference (%)	Relevance of difference
	Jan-17	Jan-17		(+/-5%)
Fresh Milk	2,819	1,621	74%	↑
Lentils	1,810	1,444	25%	↑
Meat (Beef)	11,796	11,314	4%	—
Oil (Vegetable)	2,085	1,674	25%	↑
Onion	2,215	614	261%	↑
Rice	1,807	1,489	21%	↑
Sugar	3,274	1,109	195%	↑
Wheat Flour	1,201	1,017	18%	↑
Unskilled Labor	11,875	17,429	-32%	↓
Food Basket	956	737	30%	↑
ToT	12	24	-47%	↓

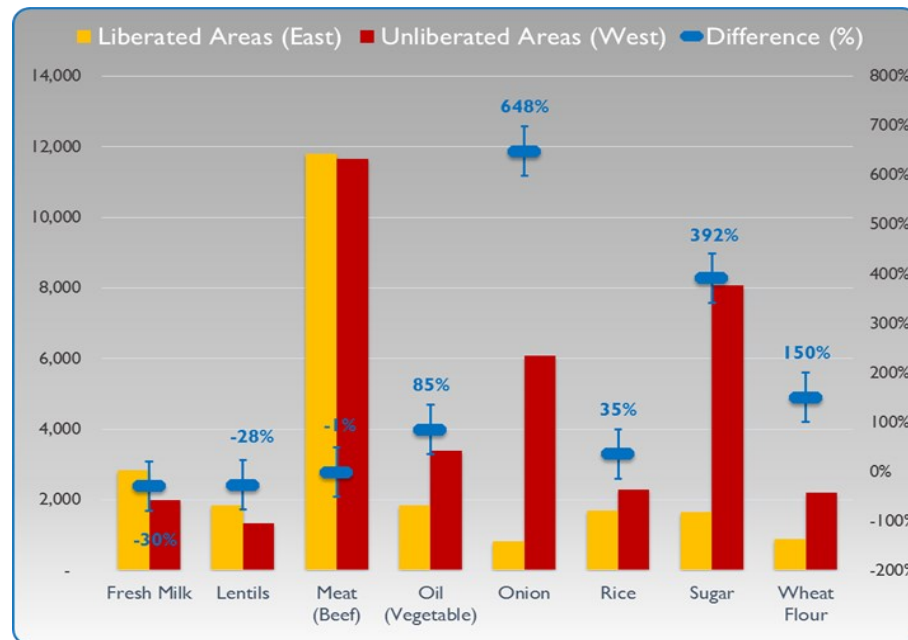
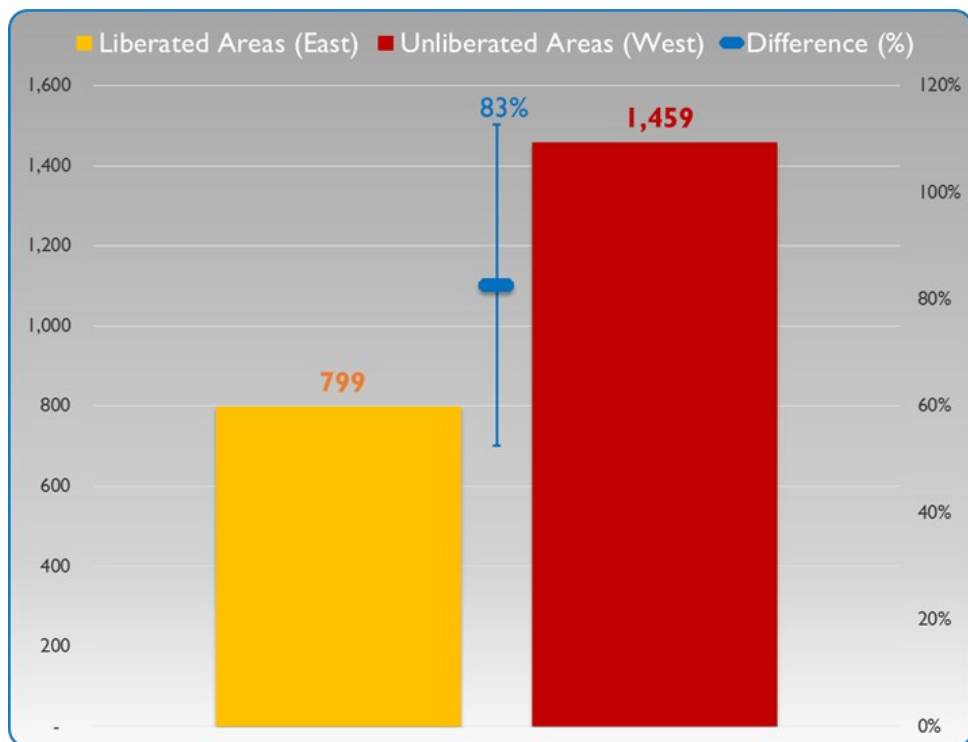
Source: mVAM, IMST January 2017

FOOD PRICES AND PURCHASING POWER

Comparing the prices of food in liberated and unliberated locations of Mosul, prices in western Mosul are significantly higher than in eastern Mosul, with the exception of fresh milk, lentils and meat/beef which are more expensive in eastern Mosul (Figure 3). Prices of onion, sugar, wheat flour and vegetable oil are significantly higher in unliberated areas of Mosul. Accordingly, the cost of the food basket in the unliberated areas is 83% percent higher than in the liberated areas of Mosul (Figure 4). The reason for high prices in unliberated areas compared to those of liberated areas is mainly limited access and supply, high transportation costs due to unavailability of fuel and insecurity in visiting markets.

Figure 3. Comparison of main commodity prices between liberated and unliberated areas in Mosul

Figure 4. Comparison of Minimum food basket between liberated and unliberated areas in Mosul



Commodity	Liberated Areas	Unliberated Areas	Difference (%)	Relevance of difference (+/-5%)
	Jan-17	Jan-17		
Fresh Milk	2,843	2,000	-30%	↓
Lentils	1,840	1,333	-28%	↓
Meat (Beef)	11,804	11,667	-1%	—
Oil (Vegetable)	1,835	3,389	85%	↑
Onion	814	6,088	648%	↑
Rice	1,694	2,294	35%	↑
Sugar	1,641	8,069	392%	↑
Wheat Flour	882	2,202	150%	↑
Unskilled Labor	12,143	10,000	-18%	↓
Food Basket	799	1,459	83%	↑
ToT	15	7	-55%	↓

Source: mVAM. IMST January 2017

Terms of trade

The Terms of trade (ToT) between food basket and unskilled labor is a proxy indicator used to measure old purchasing power, by showing how many food baskets can be purchased with the wage earned from one day of casual unskilled labor. Findings show significant changes in wage-to-food terms of trade (ToT) between Mosul (12) and Ninewa governorate (24) due to a combination of higher food prices and lower wage rates (IQD 11,875 in Mosul and IQD 17,429 in Ninewa) (Figure 5). Within Mosul city, liberated areas show a relatively better ToT than unliberated areas, however it is still 37 percent lower than the governorate average (Figure 6).

Figure 5. Comparison wage-to-Food Terms of Trade between Mosul (liberated areas) and Ninewa governorates

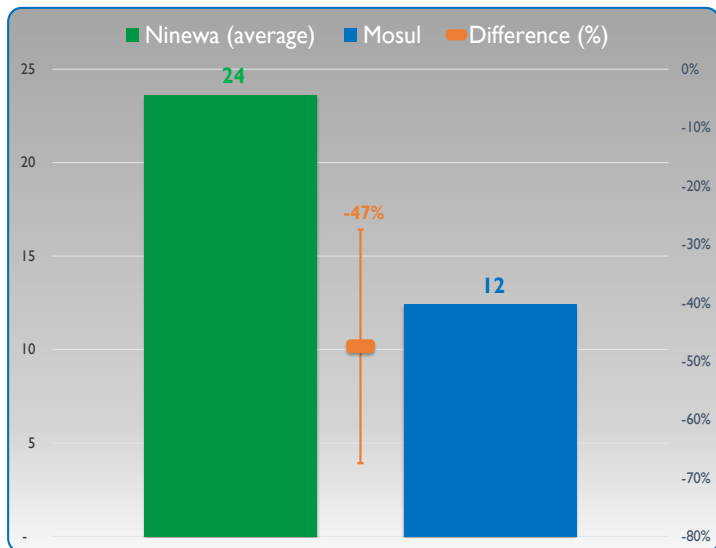
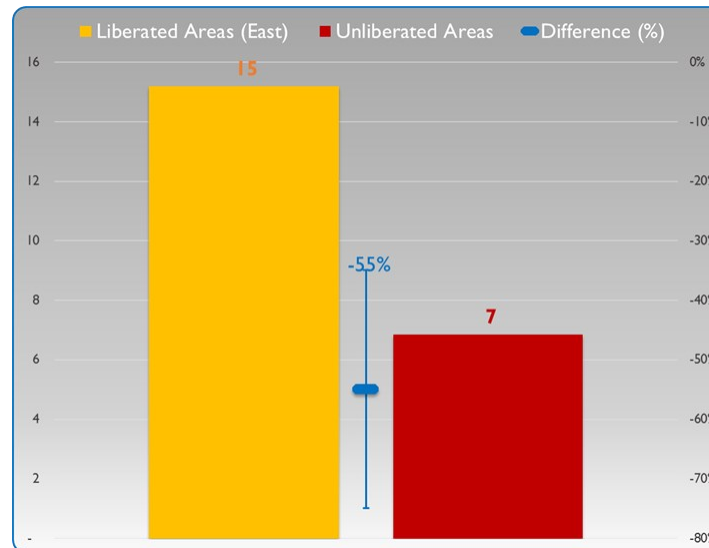


Figure 6. Comparison of Wage-to-Food Terms of Trade between Liberated and Unliberated Areas in Mosul



Source: mVAM, IMST January 2017

FOOD SOURCES AND USE OF NEGATIVE COPING STRATEGIES

In the liberated areas of eastern Mosul, respondents reported that people are currently relying on the food assistance provided by humanitarian organizations. However, as the job opportunities are very limited to cope with the lack of resources to buy food, many households are spending their savings, thereby further increasing debts with neighbors, family and friends. This is particularly worrisome given that respondents reported that casual labor opportunities are currently very scarce—which will only exacerbate the situation, and could push households into adopting more negative coping strategies.

In western Mosul, all respondents reported that people are currently unable to go to work which is mainly due to insecurity and that there were no casual labour opportunities available. When asked how people are obtaining food, most respondents reported that they are consuming whatever is available in the market and using family stocks when available.

Some families are growing vegetables in order to get some food but due to the cold winter only few vegetables are available. As fuel is either not available or too expensive, families are using wood for heating and for cooking. In order to cope with the situation, households started to reduce the number of meals eaten in a day and limiting the portion sizes at meal times. In addition, people are relying on help from relatives and neighbours.

FOOD SHORTAGES AND MARKET FUNCTIONALITY

Respondents from eastern Mosul reported shortages of infant milk and drinking water. Reportedly, with little fuel to power water pumps, people are forced to collect water from wells, public spaces and mosques. Fresh fruits and vegetables are only available in few quantities in the farms at the outskirts of the towns.

Interviewees reported that municipalities and humanitarian organizations have started to clean up the streets and provide food parcels, however, due to prolonged electricity outages and shortages of fuel and gas, people are unable to cook and use heaters relying heavily on generators at very high cost.

All respondents in western Mosul reported food shortages, including some shortages of rice, lentils, meat and sugar. Fresh products like fruits and vegetables are also not available in the markets, with the exception of onion and potatoes that are very expensive. In addition, respondents showed specific concerns for the food security of children under 1 year, as milk and baby formula are not available in the shops. Safe drinking water was also reported as very limited.

Food shortages are mainly due to access constrains and the impossibility of moving from one location to another in order to get supplies.

Figure 7. Availability Analysis Mosul district

Areas	Commodity	Al Qayara	Al Shurah	Hay Al-mashrq	Al-masaref	Hay Al-jamia	Hay Al-zhur	Hay Al-samah	Al-qadisia alula	Al-qadisia	Hay Al-nur	Hay Al-axaa	Hay A-elam	Al-qusbat	Hay A-zahraa	Hay Al-amm	Hay Al-qahira
		Liberated	Lentils	AV	AV	AV	AV	AV	AV	AV	AV	AV	AV	AV	AV	AV	AV
	Oil (Vegetable)	AV	AV	AV	AV	AV	AV	AV	AV	AV	AV	AV	AV	AV	AV	AV	AV
	Rice	AV	AV	AV	AV	AV	AV	AV	AV	AV	AV	AV	AV	AV	AV	AV	AV
	Sugar	AV	AV	AV	AV	AV	AV	AV	AV	AV	AV	AV	AV	AV	AV	AV	AV
	Wheat Flour	AV	AV	AV	AV	AV	AV	AV	AV	AV	AV	AV	AV	AV	AV	AV	AV

Areas	Commodity	Shuqaq Al Khathar	Hay Al-zaitun	Hay Al-arabi	Hay Al-rifaae	South Western	Hay Al-yarmuk	Hay Al-najar	Mosul Al-jadida	Al-tayaran
		Unliberated	Lentils	AV	AV	NA	NA	NA	NA	NA
	Oil (Vegetable)	AV	AV	NA	AV	NA	AV	NA	SAV	NA
	Rice	AV	AV	AV	AV	NA	AV	NA	AV	NA
	Sugar	AV	AV	AV	AV	AV	AV	NA	AV	AV
	Wheat Flour	AV	AV	AV	AV	AV	AV	AV	SAV	AV

AV	Available
WAD	Widely Available
SAV	Sporadically Available
MNA	Mostly Not Available
NA	Not Available

Source: mVAM, IMST January 2017



For further information:

Sally Haydock sally.haydock@wfp.org
Maha Ahmed maha.ahmed@wfp.org
Asif Niazi asif.niazi@wfp.org

mVAM Resources:
Website: http://vam.wfp.org/sites/mvam_monitoring/
Blog: mvam.org
Toolkit: <http://resources.vam.wfp.org/mvam>



Government of the Netherlands