

EMERGENCY RELIEF

People targeted: **9.7 million**, as of 31 August 2016



ROUND 6

DISPATCH
81%

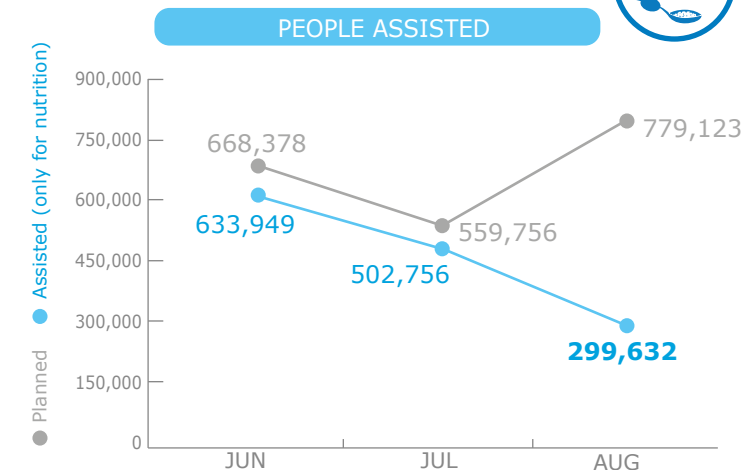
DISTRIBUTION
25%

ROUND 7

DISPATCH
0%


DISTRIBUTION
0%

EMERGENCY NUTRITION



FUNDING

Protracted Relief and Recovery Operation (PRRO) 200712



WFP funding shortfall for the rest of the year

US\$139m

OPERATIONAL CHALLENGES



Resources



Humanitarian Access

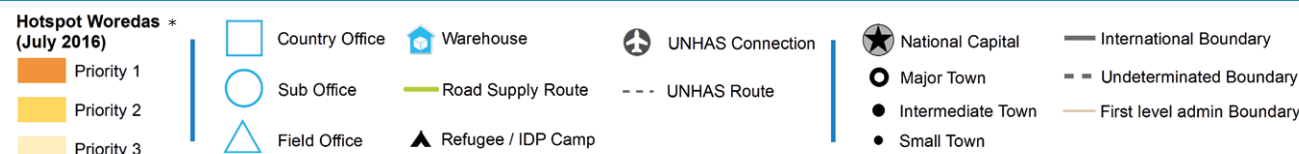
For more information, see the **SITUATION REPORT** and **COUNTRY BRIEF** www.wfp.org/countries/ethiopia

2A PRRO 200712

<http://documents.wfp.org/stellent/groups/public/documents/ep/WFP284303.pdf>

Produced by the WFP **Operations Centre (OPSCEN)** jointly with Country Office and Regional Bureau Nairobi

This dashboard is based on best available information at the time of production. Future updates may vary as new information becomes available.



*The Hotspot Woreda classification triggers prioritized humanitarian response.

Sources: WFP, UNGIWG, GAUL, GLCSC, UNHCR
The designations employed and the presentation of material in the map(s) do not imply the expression of any opinion on the part of WFP concerning the legal or constitutional status of any country, territory, city or sea, or concerning the delimitation of its frontiers or boundaries.
© World Food Programme 2016