WFP Ethiopia, Oromia Region

Drought Emergency Targeted Supplementary Feeding Programme

November 2016

NOVEMBER OVERALL STATUS AS OF 30 NOV 2016

DISPATCHES AND DELIVERIES

KEY FIGURES

# Implementing Partners	# MHNT	# TSFP Woredas	TSFP Reporting Rate
8	0	64	64%

TSFP HIGHLIGHTS

- Implementation of treatment activities for moderately acute malnutrition cases continued in the month of November.
- The beneficiary numbers in Oromia continued to decline due to the likely impact of *Belg* and *Meher* harvest in some areas.
- The performance indicators show a 99% cure rate for children under five, and 100% cure rate for pregnant and lactating women. Meanwhile, death and default rates for both groups remained low.

TSFP MAM CHILDREN 6–59 MONTHS, BY MONTH

Planned vs. Actual

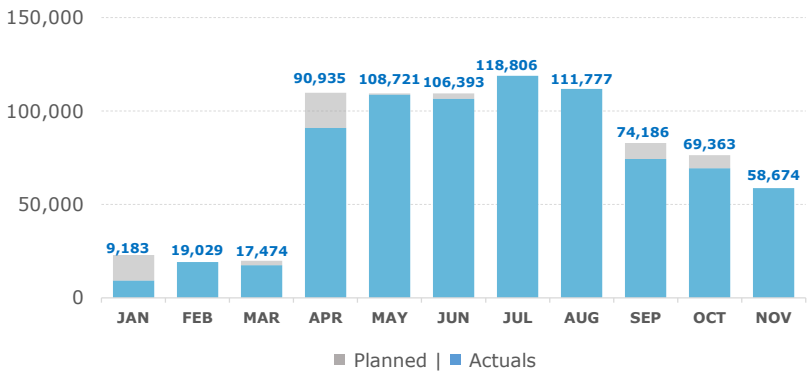

TSFP PREGNANT AND LACTATING WOMEN, BY MONTH

Planned vs. Actual

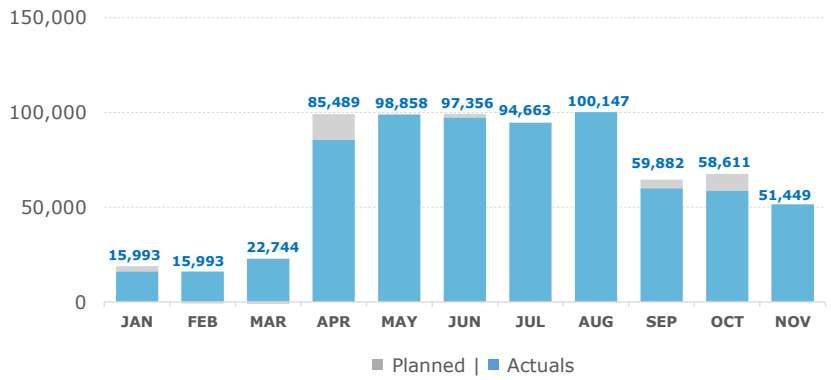

TSFP – MAM CHILDREN 6–59 MONTHS

November TSFP performance indicators[1]

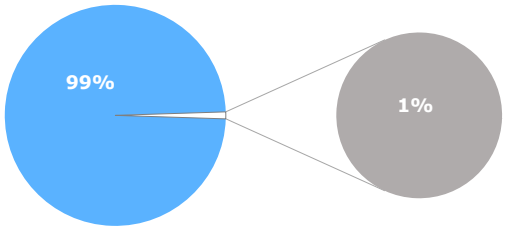

0% Non-Cure Rate **0%** Death Rate

Cure rate | Death rate | Default rate | Non-Cure rate

Sphere standards: Cured >75% | Death <3% | Default <15%

TSFP - PREGNANT AND LACTATING WOMEN

November TSFP performance indicators[1,2]

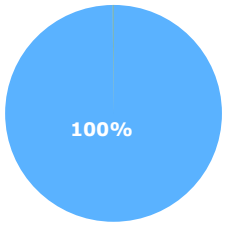

0% Death Rate
0% Default Rate
0% Non-Cure Rate

[1] *TSFP performance indicators reflect IMAM model of implementation* [2] *PLW cure rate reflects combined admission and discharge criteria per 2012 CMAM Guidelines*

WFP Ethiopia | WFP.AddisAbaba@wfp.org