

WFP Ethiopia, Somali Region

Drought Emergency Targeted Supplementary Feeding Programme



November 2016

NOVEMBER
OVERALL STATUS
AS OF 30 NOV 2016

DISPATCHES AND DELIVERIES



KEY FIGURES



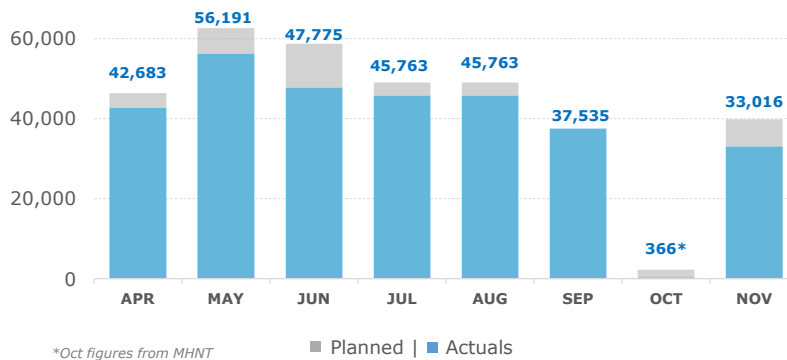
TSFP HIGHLIGHTS

- Following low level TSFP activities in October due to delayed submission of screening figures, treatment activities for moderately acute malnourished (MAM) cases picked up in November in both regular TSFP woredas and through the Mobile Health and Nutrition Teams (MHNTs).
- The MHNT program performance indicators reported 97% cure rate for children under five, and 96% cure rate for pregnant and lactating women. Death and default rates remained low for both groups.



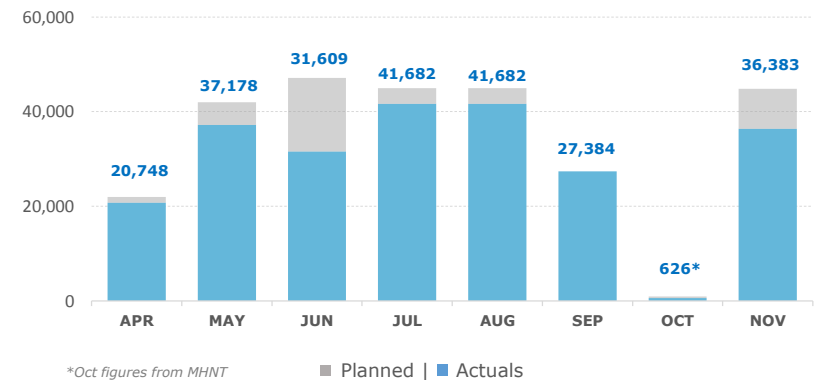
TSFP MAM CHILDREN 6-59 MONTHS, BY MONTH

Planned vs. Actual



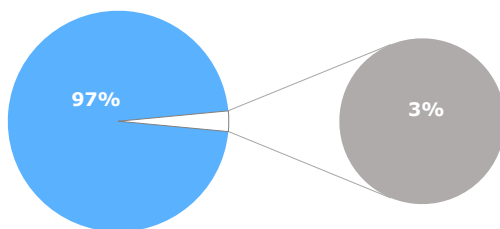
TSFP PREGNANT AND LACTATING WOMEN, BY MONTH

Planned vs. Actual



TSFP - MAM CHILDREN 6-59 MONTHS

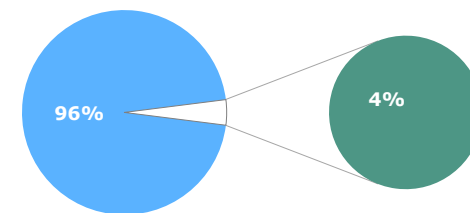
November TSFP performance indicators¹



0% Death Rate 0% Non-Cure Rate

TSFP - PREGNANT AND LACTATING WOMEN

November TSFP performance indicators^{1,2}



0% Death Rate 0% Deafault Rate

■ Cure rate ■ Death rate
■ Default rate ■ Non-Cure rate

Sphere standards: Cured >75% | Death <3% | Default <15%

¹TSFP performance indicators reflect IMAM model of implementation ²PLW cure rate reflects combined admission and discharge criteria per 2012 CMAM Guidelines