

# Syrian Refugees and Food Insecurity in Iraq, Jordan and Turkey

Secondary Literature and  
Data Desk Review

## Syria

January – February 2013



# **Syrian refugees and food insecurity in Iraq, Jordan and Turkey: Secondary Literature and Data Desk Review**

## **PREFACE**

*The Syria crisis has resulted in a large influx of refugees into neighboring countries: Jordan, Iraq and Turkey. In Jordan, refugees are concentrated in the urban areas, particularly Amman, and in the poverty pockets of governorates bordering Syria. There is also a large concentration at the Za'atri Camp. Most Syrians fleeing the eastern provinces of Syria have arrived in the urban centers in Iraq's northern Kurdish provinces, while there is also a large Camp in Erbil. Western Iraq. In Turkey, Syrians are provided protection in Government managed camps that are mostly located in border governorates, and they are also living in private accommodation in border regions close to Syria as well as in major cities across the country.*

*In November 2012, given the rapid increase in Syrians fleeing their country, WFP and UNHCR initiated preparations for Joint Assessment Missions (JAM) in host countries<sup>1</sup>. In December 2012, the WFP regional bureau based in Cairo sought an external consultant to carry out a secondary data and literature desk review on Syrian refugees in Iraq, Jordan and Turkey. The aim of this review was to support the JAM planning processes and to provide a critical view on the findings as well as recommendations to support information management. The review would draw from existing reports to a) consolidate food security related formation b) identify gaps c) identify needs for further primary data collection. A Food Security Analyst was contracted in January 2013 for the period 2 January to 10 February 2013. As WFP wanted a degree of independence in this review the views of the Author do not necessarily reflect those of WFP.*

### **The Desk Review Author**

*Linda J. Stephen is a Food Security and Vulnerability analyst specialized in assessment and monitoring of the key macro and micro level food security/vulnerability indicators. She has a multi-disciplinary, social science-based experience; fifteen years specifically as a consultant and researcher in the area of food security, vulnerability analysis and mapping. In 2003, she obtained a PhD from the University of Oxford for a thesis entitled 'Vulnerability and Food Insecurity in Ethiopia'. She has authored and co-authored more than 20 publications on food security and vulnerability.*

*The following assignments were conducted for WFP between 2002 and 2011.*

*Emergency Need Assessment, Namibia*

*VAM Officer, Kenya*

---

<sup>1</sup> It remains undecided whether a JAM will be conducted in Turkey or not and this will only be undertaken if a request is issued from the Turkish Government.

# Syrian refugees and food insecurity in Iraq, Jordan and Turkey: Secondary Literature and Data Desk Review

*Review of WFP Urban Assessments and Technical Guidance Sheet (11 country assessments reviewed)*

*Food Security Monitoring Systems design, Azerbaijan*

*Food Security Policy Brief, Azerbaijan*

## Table of Contents

Introduction .....	8
Part I National context .....	12
1.0 IRAQ .....	13
1.1. Refugee policies .....	13
1.2. Refugee numbers and Demographic profile .....	13
1.2.1 Demographic profile .....	14
1.3. Geographic hotspots .....	14
1.4. Impact on host communities and households including family members hosting refugees .....	15
1.5. Macroeconomic environment .....	15
1.6. Investment in Social Services and Health .....	17
1.7. Climate, refugee living conditions and food availability .....	17
1.8. Food Availability, cereals and vegetables .....	18
1.9. Food Prices nationwide and possible implications for refugee access .....	21
1.10. Purchasing power .....	21
1.11. Household expenditures on food .....	21
1.12. Government food rations and safety nets .....	22
1.13. Summary .....	22
2.0 JORDAN .....	24
2.1. Refugee policies .....	24
2.2. Refugee numbers and Demographic profile .....	24
2.3. Potential at-risk and vulnerable groups .....	25
2.4. Geographic hotspots .....	25
2.5. Impact on host communities and households including family members hosting refugees .....	25
2.6. Macroeconomic environment .....	26
2.7. Jordan's Investment Social Services and Health .....	27
2.8. Population below poverty lines .....	27

## Syrian refugees and food insecurity in Iraq, Jordan and Turkey: Secondary Literature and Data Desk Review

2.9.	Health .....	27
2.10.	Household expenditures.....	28
2.11.	Climate and Agriculture.....	28
2.12.	Food Availability and daily consumption requirements.....	29
2.12.1	Kilocalorie intake .....	29
2.13.	Food Prices nationwide and possible implications for refugee access .....	32
2.14.	Summary.....	34
3.0	TURKEY .....	35
3.1.	Refugee policies.....	35
3.2.	Refugee numbers and Demographic profile .....	36
3.3.	Geographic hotspots .....	37
3.4.	Macroeconomic environment.....	37
3.5.	Food Availability and Prices.....	38
3.6.	Summary.....	38
Part II	Information and gaps noted from review of assessments and reports .....	39
1.0.	Information.....	39
1.1.1	IRAQ.....	39
1.1.2	JORDAN.....	51
1.1.3	TURKEY .....	59
2.0.	Gaps.....	61
Part III	Conclusions.....	64
1.0.	Iraq.....	64
2.0.	Jordan .....	65
3.0.	Turkey.....	65
Annexes	.....	67

# Syrian refugees and food insecurity in Iraq, Jordan and Turkey: Secondary Literature and Data Desk Review

## LIST OF TABLES

Table 1: <i>The three countries at a glance (from 27 February to 3 March 2013)</i> -----	12
Table 2: <i>Demographics of Syrian refugees and Iraqi Returnees in Iraq, 2012</i> -----	14
Table 3: <i>Macroeconomic Indicators</i> -----	16
Table 4: <i>Monthly Temperature and Precipitation in Iraq</i> -----	18
Table 5: <i>Main crops planted and production (million tonnes)</i> -----	20
Table 6: <i>Imports and Exports</i> -----	20
Table 7: <i>Kilocalories per capita available and daily per capita consumption (2009), regional comparisons</i> -----	20
Table 8: <i>Macroeconomic Indicators</i> -----	26
Table 9: <i>Monthly Temperature and Precipitation in Jordan</i> -----	29
Table 10: <i>Kilocalories available (2009), daily energy consumption and kilocalorie deficits (2010-2012)</i> -----	31
Table 11: <i>Main crops planted and production (million tonnes)</i> -----	31
Table 12: <i>Imports and Exports</i> -----	32
Table 13: <i>Global price change in main food commodities</i> -----	32
Table 14: <i>Daily and monthly food costs, 2012 prices (assumes daily Kilocalorie = 2000)</i> -----	33
Table 15: <i>Geographic locations of refugees in Turkey.</i> -----	37
Table 16: <i>Macroeconomic Indicators, Turkey</i> -----	37
Table 17: <i>Food Aid Basket in Iraq</i> -----	41
Table 18: <i>Food Assistant</i> -----	41
Table 19: <i>Trend of Beneficiaries Reached in Domiz, 2012</i> -----	42
Table 20: <i>Beneficiaries targeted in Al-Qaem, October to December 2012</i> -----	42
Table 21: <i>The UNHCR Regional Response Plan, June 2013</i> -----	48
Table 22: <i>Beneficiaries Reached in Turkey, October to December 2012</i> -----	59

## LIST OF FIGURES

Figure 1: <i>Agriculture as percentage of GDP, Host Countries, 2010</i> -----	19
Figure 2: <i>Food price increases, January 2008-2012</i> -----	21
Figure 3: <i>Health Expenditures, Mena Region, 2010</i> -----	28
Figure 4: <i>Food price increases, 2008 to 2012</i> -----	33
Figure 5: <i>Jordan Consumer Price Indices for Basic Food</i> -----	51

## LIST OF MAPS

Map 1: <i>Regional refugee distribution map, February 2013</i> -----	10
--	----

## LIST OF ANNEXES

Annex I: <i>Suggestions on information sources for Syria Crisis: Food Security Bulletin</i> -----	67
Annex II: <i>Information Matrix</i> -----	70
Annex III: <i>Technical recommendations, areas for primary data collection</i> -----	81

## **Syrian refugees and food insecurity in Iraq, Jordan and Turkey: Secondary Literature and Data Desk Review**

### **LIST OF ACRONYMS**

ACTED	Agency for Technical Cooperation and Development
AFAD	Agency for Disaster Management
CAB	Cairo Amman Bank
CARE	Cooperative for Assistance and Relief Everywhere
CDO	Civil Development Organization
CFSVA	Comprehensive Food Security and Vulnerability Assessment
CIA	Central Intelligence Agency
COD	Common Operational Dataset
CPI	Consumer Price Index
DECPG	Development Economic Prospects Group
FAO	Food and Agriculture Organization of the United Nations
FCS	Food Consumption Score
FTA	Foodstuff Traders Association
GDP	Gross Domestic Product
GoJ	Government of Jordan
HRW	Hard Red Winter
IMF	International Monetary Fund
IOM	International Organization of Migration
IQD	Iraqi Dinars
JAM	Joint Assessment Mission
JHCO	Jordanian Hashemite Charity Organization
JOD	Jordanian Dinar
JPA	Joint Plan of Action
Kcal	Kilocalories
KRG	Kurdish Regional Government
MENA	Middle East and North Africa
MoMD	Ministry of Migration and Displacement
MOU	Memorandum of Understanding
MT	Metric Tonnes
MUAC	Mid-Upper Arm Circumference

## **Syrian refugees and food insecurity in Iraq, Jordan and Turkey: Secondary Literature and Data Desk Review**

NFI	Non-Food Items
NGO	Non-Governmental Organization
NRC	National Red Crescent Society
PDM	Post Distribution Monitoring
PDS	Public Distribution System
SMART	Standardized Monitoring and Assessment of Relief and Transitions
SPN	Social Protection Safety Nets
SYP	Syrian Pounds
TRCs	Transit Receiving Centers
TRY	Turkish Lira
UNHCR	United Nations High Commissioner for Refugees
UNICEF	United Nations Children's Fund
USD	United States Dollars
WASH	Water Supply Sanitation and Hygiene

### **PERSONS CONSULTED**

Asif Niazi, Regional Program Advisor, WFP Regional Bureau, Cairo

Kathryn Ogden, Nutrition and Food Security Advisor, WFP Headquarters

Hanna Mattinen, UNHCR-Geneva

Maha Ahmed, WFP Representative & Country Director of Jordan Office

Yaver Sayyed, Program Officer, WFP Iraq

Byron Ponce Segura, VAM, Syria Regional Emergency Coordination Office-RECO

Jean-Yves Lequime, Refugees Emergency Coordinator, WFP Turkey

Christina Hobbs, Emergency Programme Officer, WFP Turkey

Michele Doura, Nutritionist, Regional Program Officer, WFP Regional Bureau, Cairo

Rosella Bottone, VAM Officer, WFP Headquarters

Claude Dunn, WFP Regional Emergency Coordinator's Office (RECO)

## Syrian refugees and food insecurity in Iraq, Jordan and Turkey: Secondary Literature and Data Desk Review

*“I never dreamt of fleeing my country.. when I went away from my home I was never away for more than a week” - Syrian Refugee living in a Jordanian city<sup>2</sup>*

### Introduction

Beginning in 2011, Syrians in the hundreds of thousands crossed borders to seek refuge in neighboring countries. The UNHCR reported a tenfold increase in refugee numbers between May and December 2012.<sup>3</sup> The situation is evolving rapidly. As shown in Map 1, as of February 6, 2013, the majority were displaced to Lebanon (261,000 persons), Jordan (243,000), Turkey (177,000), Iraq (85,000) and Egypt (15,000).<sup>4</sup> As is characteristic of refugees, most of them arrive compromised: The bulk of their personal and economic assets left behind; their livelihoods disrupted while often forced to enter a depressed or restricted labor market in host States; work permits are not readily available as governments are reluctant to have refugees compete with locals for limited labor opportunities, and this hinders the possibility of completely restoring economic independence; they have few shelter options, questionable nutritional status, and may not have access to local markets where they might purchase nutritious and affordable foods.

Under such circumstances, the UNHCR and WFP operating under a Memorandum of Understanding (MoU) signed in 2011, conduct a Joint Assessment Mission (JAM) whose primary objective is to document the food security and nutritional situation of refugees. This is done by reviewing the quality and appropriateness of on-going food security and nutrition-related interventions; by identifying effective food security, nutrition and/or livelihood interventions to protect and ensure the food security and nutritional status of refugees; by identifying the timing, location and duration for identified interventions; and assembling data to enable UNHCR and WFP Country Offices (COs) to develop a Joint Plan of Action (JPA).

This secondary data desk review was undertaken to support the JAM processes planned for Iraq, Jordan and Turkey in March 2013. The major geographical focus areas<sup>5</sup> are the following:

- Jordan
  - Urban areas of Amman and governorate capitals
  - Poverty pockets in Irbid, Mafraq and Zarqa
  - Al-Za’atri Camp

---

<sup>2</sup> UNHCR video, ‘Jordan: Surviving in the City’(<http://unhcr.org/v-512f77396>)

<sup>3</sup> UNHCR (2013) ‘Syria regional refugee response’, Information sharing portal, 3 March 2013 (<http://data.unhcr.org/syrianrefugees/regional.php>)

<sup>4</sup> Figures rounded to the nearest thousand.

<sup>5</sup> Studies of information on Syrian refugees in Lebanon and Egypt will be covered in separate secondary data reviews.



## Syrian refugees and food insecurity in Iraq, Jordan and Turkey: Secondary Literature and Data Desk Review

- Iraq
  - Domiz Camp
  - Al-Qaem Camp
  - Urban areas of Kurdish governorates of Northern Iraq (Erbil, Dohuk, Sulaimanyiah)
- Turkey
  - Camps in border governorates

### Purpose of desk review

The revised JAM Guidelines (2013) clarifies that “the JAM is NOT a comprehensive nutrition, food security or livelihoods survey nor does it include health, education, shelter or other sectorial issues unless they are directly related to the nutrition and food security situation. It is not a multi-agency needs assessment....It is also a process”<sup>6</sup> in which a review of secondary literature and data serves to identify information gaps that should be explored during the mission.

Thus, the purpose of this desk review is to uncover the food security and nutrition information available on the three target countries; to advise WFP on the absence of any relevant information that would prevent a comprehensive evaluation of refugee food security status; and to provide guidance on areas for primary data collection during the March 2013 Joint Assessment Mission (JAM).

The review does not focus on protection-related issues, although such issues are mentioned and discussed when they have an influence on refugee food security. A secondary data review specifically on the protection aspect is required.

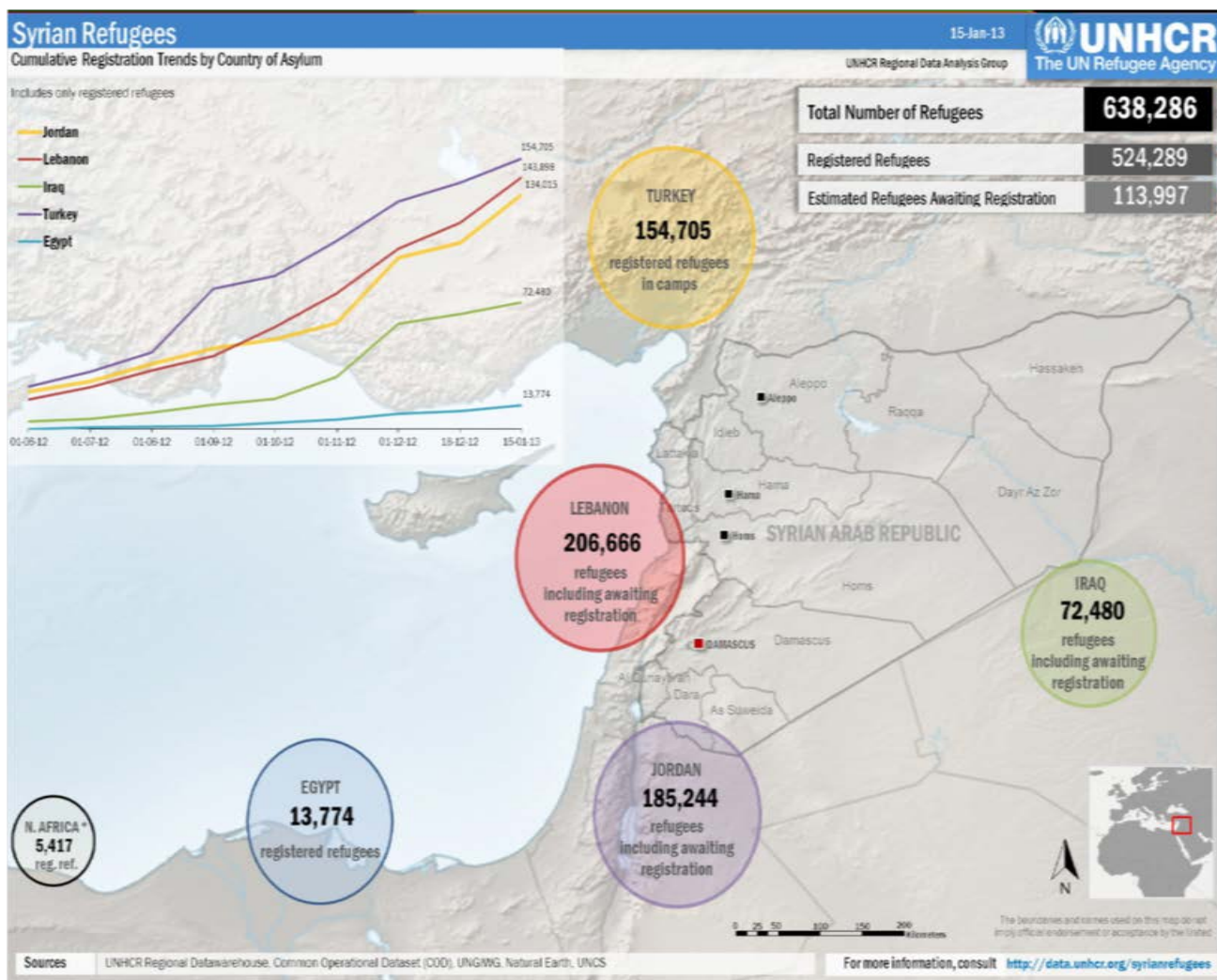
Food security and contextual information already exist in various forms, quantities and coverage areas. In order to better understand the needs of Syrian refugees, a series of assessments were undertaken during 2012, with WFP providing technical guidance on joint inter-agency assessments in Jordan and Northern Iraq. These were qualitative assessments based on focus group discussions, key informant interviews and resulted in a multi-sectoral matrix of recommended interventions. In each assessment, the main UN relief agencies, NGOs and the respective governments (Jordan, Iraq) were engaged.

---

<sup>6</sup> WFP/HCR (2013) *Joint Assessment Missions: a Practical Guide to Planning and Implementation*, p9. Document in press.

## Syrian refugees and food insecurity in Iraq, Jordan and Turkey: Secondary Literature and Data Desk Review

Map 1: *Regional refugee distribution map, February 2013*



Source: UNHCR, Syrian Regional Response Information Sharing Portal, 3 March 2013

Quantitative assessments at the household level followed. A Food Security and Nutrition (SMART methodology) survey was conducted in Jordan and in Lebanon<sup>7</sup>. The food security component of the survey collected the number of meals, food consumption and coping strategies while the nutrition section focused on Water Supply Sanitation and Hygiene (WASH), immunization and anthropometry. Food price monitoring is ongoing in Syrian and some host countries.<sup>8</sup> A number of reports on refugees have also been compiled by UNHCR and NGOs. In Jordan and Lebanon, UNICEF co-led with WFP the above mentioned multi-agency nutrition survey in October-November 2012, and in Northern Iraq, the Kurdish Regional Government conducted a nutrition rapid assessment with UNICEF in October and the WFP/UNHCR launched a household food security survey in December 2012.

<sup>7</sup> Lebanon to be discussed further in a separate review.

<sup>8</sup> WFP monitors food prices in Iraq and Syria. In Jordan the government is responsible for price monitoring and data is shared with WFP.

## **Syrian refugees and food insecurity in Iraq, Jordan and Turkey: Secondary Literature and Data Desk Review**

### ***What is missing?***

Other than the two Joint Assessments (Jordan and Iraq), to date there has been little coordination of various food security data collection and assessment efforts across interested agencies. This necessitates a concerted effort to understand the information gaps, which surveys were conducted, when and where, and to plan effectively for future need assessments and interventions. A secondary data review would therefore assist in constructing a picture of current food insecurity amongst refugees in the three countries and will also provide a focus for further assessments and primary data collection.

### **Objectives**

The objectives of the desk review are as follows.

- a) Consolidate food security related information using secondary literature and data, and conduct a situation analysis for each country.
- b) Identify any relevant food security information that has not already emerged from previous assessments.
- c) Provide technical advice for the JAM, specifically areas for further primary data collection.

### **Report structure**

This report contains three parts and annexes in addition to the introduction: Part I, National context, Part II, Information reviewed and gaps noted, Part III, Conclusions. The annexes are as follows. Annex I: Information sources, Annex II: Information Matrix indicating sources, report dates, content and reliability of the information reviewed for Part II of the report, Annex III: Technical recommendations for the JAM.

# Syrian refugees and food insecurity in Iraq, Jordan and Turkey: Secondary Literature and Data Desk Review

## PART I. National context

As of December 2012, only around 40 percent of the Syrian refugees region wide lived in camps; between 25 and 80 percent of the refugees in Iraq, Jordan and Turkey lived in urban areas.<sup>9</sup> Consequently, in line with the JAM Technical Guidelines for assessments in urban areas, the aim of this section is to “provide useful information on the context, the potential risks and shocks and on the national trends. The information is not disaggregated for refugees; however, the refugee population could be affected by the same trends as the whole population or not at all. Triangulation through informant interviews and field visits will confirm this” (WFP/HCR, 2013, section 5.1, p 99).

What follows is a descriptive analysis of the key aggregate food security indicators that will influence each country’s planning and response to Syrian refugees within their borders, and will ultimately affect refugee food security. Accordingly, each of the three country specific sub-sections includes a summary of national refugee policy, refugee numbers and demographics, macroeconomic data, information on food availability based on production and import levels, and finally price and food expenditure trends. Some cross comparisons are made between countries.

**Table 1: The three countries at a glance (from 27 February to 3 March 2013)<sup>10</sup>**

Country	Refugee Numbers	In-flow rates ( at February 2013)	Cost Requirements <sup>11</sup> (USD million)
Iraq	<b>103,000</b> (35% urban)	528 per day	USD 86m
Jordan	<b>260,000</b> 53,000 awaiting registration (65-80% urban)	1506 per day	USD 495m
Turkey	<b>185,000</b> (≈35% urban) <sup>12</sup>	384 <sup>13</sup>	USD 158m

<sup>9</sup> UNHCR Chief spokesperson, Melissa Flemming, in ‘Number of Syrian refugees registered in region tops 500,000 mark’, New Stories, 11 December 2012;

UNHCR, ‘Number of registered Syrian refugees triples’, News Stories, 2 October 2012, (<http://www.unhcr.org/506ab7259.html> [accessed: 28 February]);

UNHCR video, ‘Jordan: Surviving in the City’(<http://unhcr.org/v-512f77396>);

UNHCR spokesman Adrian Edwards, in ‘UN Ramps Up to Meet Syrian Refugee Needs’, Voice of America article by Lisa Schlein, January 22, 2013, (<http://www.voanews.com/content/un-ramps-up-efforts-to-meet-syrian-refugee-needs/1588866.html> [accessed 28 February 2013]);

Refugees International, ‘Syrian Refugees: Reliance on Camps Creates Few Good Options’, article by Daryl Grisgraber, Wed, 12/05/2012 (<http://refugeesinternational.org/policy/field-report/syrian-refugees-reliance-camps-creates-few-good-options#T>, [Accessed: 28 February 2013])

<sup>10</sup> UNHCR, Syrian Regional Response Information Sharing Portal, 3 March 2013

<http://data.unhcr.org/syrianrefugees/regional.php> and WFP’s Response Inside Syria and in Neighboring Countries: Jordan, Lebanon, Turkey, Iraq and Egypt Reporting Period: 4 - 11 February 2013

<sup>11</sup> UNHCR Syria Regional Response Plan, January to June 2013

<sup>12</sup> An approximation based on the government’s estimate of non-camp refugees.

<sup>13</sup> For the purposes of this report, the figure is an average derived from dis-aggregated monthly totals, between September 2012 and February 2013. **N.B:** According to WFP Turkey, there are no daily inflow records. UNHCR publishes

## Syrian refugees and food insecurity in Iraq, Jordan and Turkey: Secondary Literature and Data Desk Review

### 1.0. IRAQ

#### 1.1. Refugee policies

Among the challenges for the Iraq government and the international community is to extend current assistance and services in Iraq to Syrian refugees, in addition to the thousands of internally displaced persons and refugees it is already hosting.

Iraq first hosted refugees from Palestine in 1948. As of 2009, it was hosting Iranian and Syrian refugees in addition to Palestinians.

Iraq's 1971 Refugee Act forbids the expulsion of refugees (non-refoulement), despite the fact that it is neither signatory to the 1951 Convention on the Status of Refugees nor to its 1967 Protocol. The Act grants refugees the right to work and it entitles refugees to the same health and education services as nationals. In the Kurdish areas (northern governorates), they can work legally under permission from the President's office. The UNHCR registers asylum seekers in the northern governorates as the Kurdish Regional Government (KRG) has no status determination procedure. Refugees without identity documents, however, have difficulty securing legal employment, attending school and accessing public services. The Iraqi "Comprehensive Plan to End Displacement", developed with UNHCR's support, incorporates key humanitarian elements tailored to improve access to basic services, livelihoods and employment in areas of return. It also includes shelter programmes for areas of displacement.<sup>14</sup>

#### 1.2. Refugee numbers and Demographic profile

Syrian refugees arrived in Iraq in much smaller numbers compared to the other host countries in the region. As of February 2013, the UNHCR documented 85,000 Syrian refugees in Iraq. By March 2013, the number had reached 103,000. They entered at a rate of around 528 individuals per day. Nearly one-half (45 percent) of Syrian refugees in Iraq reside in camps in Domiz (under the Kurdish Regional Government). Around 12 percent are in Al-Qaem (Anbar governorate). Amongst the refugees there have been more than 68,000 Iraqi returnees<sup>15</sup> since July 2012, not all of whom decide to be registered. An issue of concern to the international community is that the Iraq central government imposes periodic border closures that disrupt refugee flow into the country. The direct result is that

---

the numbers of refugees as registrations occur throughout the month. Registrations occur only when the government allows refugees to enter the country, and that depends on space available in the camps. Refugees may be held on the Syrian side of the border awaiting entry for periods of up to one month (WFP Turkey, Personal Communication with Christina Hobbs, 12 February 2013).

<sup>14</sup> United States Committee for Refugees and Immigrants, World Refugee Survey 2009: Iraq, available at: <http://www.unhcr.org/refworld/docid/4a40d2aac.html> [accessed 9 February 2013]; UNHCR Iraq, '2013 UNHCR country operations profile – Iraq', available at : <http://www.unhcr.org/pages/49e486426.html>. [Accessed February 2013]

<sup>15</sup> According to an IFRC report, there were around one million Iraqis in Syria in 2010 (IFRC, 2010, 'Syria: Population Displaced from Iraq 2010-2011, IFRC Operations Update, 1 January-30 November 2010

## Syrian refugees and food insecurity in Iraq, Jordan and Turkey: Secondary Literature and Data Desk Review

many remain stranded for some time at border points where access to food (outside of food assistance) is either inconsistent or limited both in quantity and variety.<sup>16</sup>

### 1.2.1. Demographic profile

The International Organization of Migration (IOM) conducted assessments in the latter part of 2012 which showed that the majority of Syrian refugees were Kurdish (in Table 2). In Iraq, they found affinity within the Kurdistan communities in northern governorates near and around Domiz camp. In both Syrian and Iraqi returnee households, the majority of the heads of household were male (around 89%), young (under age 44), and more than one-half were Sunni Muslims (between 56 and 100 percent).

**Table 2: Demographics of Syrian refugees and Iraqi Returnees in Iraq, 2012**

Group of Concern	% Kurdish	% Arab	%Sunni Muslim	% Male Headed	% Female Headed	Average Age of Household Head	Average Age in Household
Syrian refugees	59	41	100	89	11	24	37
Iraqi returnees	3	90	56	75	25	25	44

**Source:** IOM- Iraq, 2012, 'Syria crisis rapid assessment', Special reports (1-14 August, August to October 2012)

#### *Potential at-risk and vulnerable groups*

A joint rapid assessment conducted by the Kurdistan Regional Government, UN and NGOs (July 2012) found that the most vulnerable refugees were the injured, persons with specific needs (disabled, elderly, chronically ill), widows and female headed households with children. These were the ones with the least access to employment, and therefore without the possibility of an income with which they could purchase food items. These persons are also disenfranchised from health and other social services because they either lacked financial resources to pay at private centers or were not aware of the free services available to them.<sup>17</sup>

### 1.3. Geographic hotspots

The majority of refugees entered Iraqi Kurdistan (the northern governorates under the Kurdish Regional Government), consisting of Dohuk, Erbil and Suleimaniyeh Governorates. Around 63,500 persons are located in the north. Another 9,000 are in the Anbar governorate, western Iraq. The entry-points in western Iraq are Al-Qaem and Al-Waleed (both in Anbar Governorate), Rabi'aa (Nineveh Governorate) as well as through illegal entry points in Sehel (Duhok Governorate). Iraqi refugees tend mostly to settle in Baghdad, followed by Anbar, Ninawa, Diyala, Nasiriya, Babil, KRG, Kirkuk and Salah Al Din.<sup>18</sup>

<sup>16</sup> UNHCR Syria regional response update, January 17; Syria Situation Bi-Monthly update No. 34 9 - 22 January 2013 ; and Syria Regional Response Portal, 7 February 2013 at <http://data.unhcr.org/syrianrefugees/regional.php>.

<sup>17</sup> Kurdistan Regional Government, UN and NGOs (2012) *Joint rapid assessment of Syrians in the Kurdish region of Iraq, July 2012*

<sup>18</sup> UNHCR Syria Situation Bi-Monthly Update, January 2013



## Syrian refugees and food insecurity in Iraq, Jordan and Turkey: Secondary Literature and Data Desk Review

Refugees in Iraq reported that it was the risk of violence and economic hardship that caused them to flee Syria. Refugees from Arbeen, in the outskirts of Damascus, described an increase in generalized violence. In Harasta, there were incidents of abduction and rape.<sup>19</sup> This is consistent with UN reports. Food prices escalated amidst the crisis. Refugees from Al Hasaka governorate fled due to a restriction on normal access to food; a packet (containing around 8 loaves) of local bread reached 500 Syrian Pounds (USD 7.00), where previously it cost only 15 SYP (0.21 US cents).

### 1.4. Impact on host communities and households including family members hosting refugees

While broadly accepted, the refugee presence poses challenges to host communities and local authorities.

Iraqis returning from Syria have generally been welcomed by host communities. Yet, many of the families hosting returnees already faced economic challenges, and some reported of having been prevented from providing shelter for Iraqi and displaced Syrians due to legal housing restrictions. Most of the Syrian refugees in Al Anbar, lived in schools, health centers, and mosques in transit receiving centers (TRCs) before relocating to camps. Further, the Iraq Ministry of Migration and Displacement (MoMD) expressed concern over the potential rental rate increases and job competition in certain areas caused by both the Iraqi returnees and Syrian refugee influx.<sup>20</sup>

### 1.5. Macroeconomic environment

Economists concur that the major challenge facing the Iraqi economy is diversification, which experts believe is what restricts the country's economic growth. In a 2011 interview, the Iraq Finance Minister confirmed that "diversification is minimal with the economy dependent on oil (Reuters U.S, 2011)". The Iraqi economy is largely disconnected from the global financial system; it is dominated by oil, with exports from some of the world's largest reserves.<sup>21</sup> The revenue generated in this sector makes it possible to sustain one of the largest national food ration programmes in the region. The Iraq Bureau of Migration and Displacement (MoMD) provides food assistance to Syrian and Iraqi refugees.

The Government's strategy has been to continue increasing oil production through contracts with private companies. Oil revenue contributes to between 40 and 55 percent of the GDP (Table 3).

---

<sup>19</sup> [http://www.washingtonpost.com/world/middle\\_east/syrian-rebels-seize-checkpoint-as-they-press-to-capture-major-airport-in-the-countrys-north/2013/02/18/845a1e2e-79c2-11e2-9c27-fdd594ea6286\\_story.html](http://www.washingtonpost.com/world/middle_east/syrian-rebels-seize-checkpoint-as-they-press-to-capture-major-airport-in-the-countrys-north/2013/02/18/845a1e2e-79c2-11e2-9c27-fdd594ea6286_story.html)

<sup>20</sup> IOM- Iraq (2012) 'Syria crisis rapid assessment', August 2012; and Kurdistan Regional Government, UN and NGOs, July 2012.

<sup>21</sup> Reuters U.S, 22 October 2011, <http://www.reuters.com/article/2011/10/22/us-wef-iraq-finance-idUSTRE79L1LZ20111022>, [Accessed January and February 2013]; and Iraq Oil Shares (2008) 'Iraq study group final report', available at <http://www.iraqoilshares.org/supportingdocs/finalreport.html> [Accessed February 2013]

## Syrian refugees and food insecurity in Iraq, Jordan and Turkey: Secondary Literature and Data Desk Review

**Table 3: Macroeconomic Indicators**

<b>Macroeconomic Indicators</b> (source: World Bank, World Development Indicators 2011, unless otherwise indicated)	
GDP growth (2011)	10
Oil revenue as % of GDP <sup>22</sup>	40 (2009), 55 (2011)
Agriculture as % of GDP (2011) <sup>23</sup>	4
Health as % of GDP, 2010	8.4 <sup>24</sup>
CPI (source: IMF)	6.0 (2011)
Official x-change rate, Average Jan 2009- Jan 2013 (= 1.00 USD) <sup>25</sup>	1,160.00 IQD
State Subsidies (Fuel, 2009 <sup>26</sup> ) (Food Rations <sup>27</sup> )	13.8 (as % of GDP) 8.6 (as % of Gov't budget)
Salaries and pensions as % of GDP <sub>3b</sub>	25.3
Social safety nets as % of GDP <sub>3c</sub>	4.6
Remittances, 2007-2010 (in million USD) <sup>28</sup>	32m
Remittances as % of GDP, 2011 <sup>29</sup>	0.3
Population below national poverty line, 2008 (%) <sup>30</sup>	22.9
Unemployment (2012 Est.) <sup>31</sup>	16%
% labor force in Agriculture (2008)	3.4

<sup>22</sup> Central Bank of Iraq, 2010

([http://siteresources.worldbank.org/MENAEXT/Resources/Financial\\_Sector\\_Review\\_English\\_Chapitre2.pdf](http://siteresources.worldbank.org/MENAEXT/Resources/Financial_Sector_Review_English_Chapitre2.pdf)) and World Bank Iraq Poverty Reduction Strategy Committee, 2011.

<sup>23</sup> World Bank Iraq Poverty Reduction Strategy High Committee(2011) Confronting Poverty in Iraq: Main Findings

<sup>24</sup> WHO (2010) Data and Statistics, <http://www.who.int/gho/countries/en/index.html>

<sup>25</sup> XE Currency Converter, available at [www.xe.com](http://www.xe.com) [Accessed January 2013]

<sup>26</sup> Institute for Energy Research, 2011, <http://www.instituteforenergyresearch.org/2011/11/23/iea-review-shows-many-developing-countries-subsidize-fossil-fuel-consumption-creating-artificially-lower-prices/>

<sup>27</sup> [www.reuters.com](http://www.reuters.com) 2011 (<http://www.reuters.com/article/2011/02/20/us-iraq-budget-idUSTRE71J1SP20110220>)

<sup>28</sup> World Bank cited at Index Mundi

<http://www.indexmundi.com/facts/iraq/workers%27-remittances-and-compensation-of-employees>

<sup>29</sup> World Bank *Migration and Remittances Data*

<http://econ.worldbank.org/WBSITE/EXTERNAL/EXTDEC/EXTDECPROSPECTS/0,,contentMDK:22759429~pagePK:64165401~piPK:64165026~theSitePK:476883,00.html>

<sup>30</sup> World Bank Iraq Poverty Reduction Strategy High Committee, 2011, Confronting Poverty in Iraq: Main Findings

<sup>31</sup> CIA World Factbook, 2012



## **1.6. Investment in Social Services and Health**

Iraq is notable for its Public Distribution System which allocates billions of Iraqi dinars to Food Rations and Social Safety Nets. Its human development indicators, however, are less impressive.

Iraq ranks 132 on the Human Development Index, which puts it below the average ranking among Arab States. The poverty records on Iraq are dated, but show 22.9 percent living below the national poverty line (2008). The proportion of the population living on less than USD 1.25 per day was four percent in 2007. Life expectancy in 2011 was 69 years, a modest increase compared to the previous five years when it was 68.4 years. Seventy-eight percent of the population above age 15 is literate (2009), but with an average of only 5.6 years of schooling (2011). The unemployment rate is dropping, although it is still at a high rate. Between 2004 and 2012, the unemployment rate dropped from 25 to 16 percent. More significantly, only 38% of the working age population (15+) is engaged in employment (2008 figures).<sup>32</sup>

Sources attribute this record to poor government investment in infrastructure maintenance, building construction, materials, professional training and staff, particularly in Education and Health sectors (World Bank Iraq Poverty Reduction Strategy High Committee, 2011).

*Public investment in education* has plunged. In 1989, the government spent on average USD 623 per student. In 2003, the amount was only USD 35 per student. Moreover, from the time of the US-led invasion in Iraq (2003) facilities were damaged and education professionals migrated abroad.

*Low quality of services in health* – at 8.4 percent Iraq's expenditures on health as a percentage of GDP was one of the highest in the MENA region (WHO, 2010). However, as a percentage of all government expenditures it was one of the lowest (around 9 percent) regionally. As in the education sector, the health sector suffers from low investments in medical infrastructure, equipment and staffs. According to a recent World Bank poverty study, there are two health professionals per 1,000 population. According to the WHO, the minimum standard for adequate health care is at least two and one half health professionals per 1000 persons. Professional health staff numbers have been declining since the 1990s due to outward migration.<sup>33</sup>

The levels of malnutrition in Iraq are comparable to the levels that were found in the most recent Syrian national data from the 2009 FHS. The main findings were stunting at 22.6%, global acute malnutrition at 7.4% and underweight levels of 8.5%<sup>34</sup>. The specific levels for Kurdistan are slightly better than the national Iraq figures.

## **1.7. Climate, refugee living conditions and food availability**

Iraq's climate is characterized by low average annual precipitation, 216mm<sup>35</sup>, with temperatures reaching 31 degrees Celsius in summer and 5 degrees Celsius in winter (Table 4). These weather

---

<sup>32</sup> World Bank Iraq Poverty Reduction Strategy High Committee, 2011, Confronting Poverty in Iraq: Main Findings; HDI, 2011 and CIA World Factbook, 2012.

<sup>33</sup> WHO Data and Statistics; and World Bank Iraq Poverty Reduction Strategy High Committee, 2011, Confronting Poverty in Iraq: Main Findings.

<sup>34</sup> Iraq MICS 2011

<sup>35</sup> World Bank (2012) World Development Indicators, 2012

## Syrian refugees and food insecurity in Iraq, Jordan and Turkey: Secondary Literature and Data Desk Review

conditions will have more of an impact on living conditions for refugees in the country than on crop production and food availability.

Refugees who have settled in the Iraqi Kurdistan areas are experiencing a tough winter with average monthly temperatures below 5°C between December and February, combined with precipitation up to 100mm on average per month, levels well beyond the national averages. After the winter season they will see a change in climate as they enter the wet and hot period, from February to April. Temperatures in April may reach up to 26 degrees Celsius.

In Anbar, winter conditions should be less challenging. Precipitation ranges from 30mm to 50mm on average per month between December and February. The average monthly temperatures in that period go from nine to 11 degrees Celsius.

**Table 4: Monthly Temperature and Precipitation in**

Peak	Low	Iraq
------	-----	------

	Jan	Feb	Mar	Apr	May	Jun	Jul	Aug	Sep	Oct	Nov	Dec
Temperature (°C)	10.5	14.3	20.6	26.4	31.2	33.9	32.6	29.2	23.5	17.5	11.0	8.6
Precipitation (mm)	26.7	28.6	31.7	6.0	0.9	0.5	0.5	0.4	8.4	11.3	15.8	31.8

**Source:** World Bank Climate Change Knowledge Portal, for the 1990-2009 periods, <http://data.worldbank.org/country/jordan> [accessed: 10 February 2013]

Agricultural productivity in Iraq appears to be less climate/environment dependent, and rather another reflection of government prioritizing the oil sector over agriculture. In Iraq, agriculture amounts to around four percent of the gross domestic product, which is one of the lowest compared to other countries hosting refugees and particularly with respect to Syria, where agriculture's contribution to GDP is 25 percent (Figure 1). The percentage of arable land decreased from 13.3 percent of total land to 10.4 percent between 1990 and 2009. Experts link this to a general reduction in Iraq's aquatic resources during the last five years due to protracted drought<sup>36</sup>. Investments in irrigation could augment the production levels of the country's main staples, wheat and rice, yet between 2007 and 2009, none of the land dedicated to agriculture (20% of total) was irrigated.

According to a WFP Comprehensive Food Security and Vulnerability survey in 2008, most of the rain-fed wheat is produced in Iraq's northern governorates (where the majority of Syrian refugees are settling). Governorates registering very low wheat availability from local production include those which constitute much of Iraq's western and southern desert region, namely Anbar, Najaf, Muthanna, Basrah and parts of Thi-Qar and Karbala.

### 1.8. Food Availability, cereals and vegetables

Another important factor in Iraq's agricultural productivity is the interdependence between food availability and the Public Distribution System's (PDS) food rations. A 2003 WFP/World Bank study

<sup>36</sup> UNESCO Office for Iraq (2012) 'Iraq's water in the International Press', viewed at <http://www.unesco.org/new/en/iraq-office/natural-sciences/water-sciences/water-in-iraq/> [Accessed on 28 February 2013].

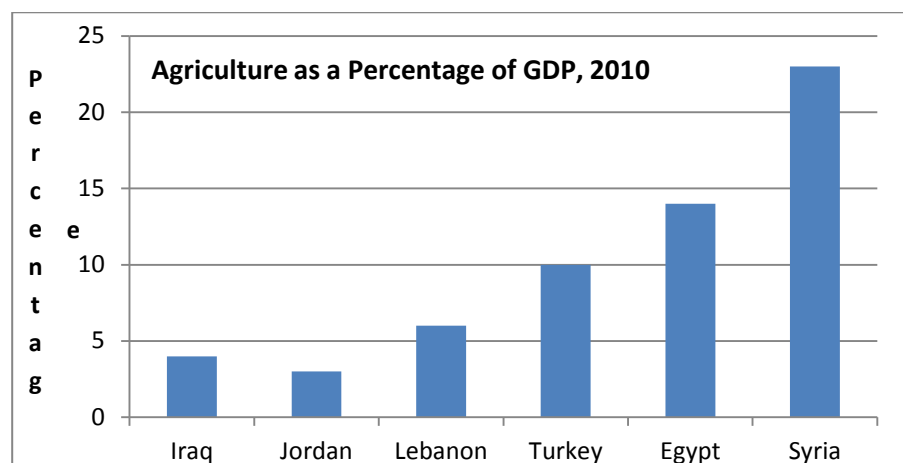
## Syrian refugees and food insecurity in Iraq, Jordan and Turkey: Secondary Literature and Data Desk Review

highlighted that local production in Iraq is actually secondary to the overall supply of food in the country. At the time of the study, the majority of cereals available (wheat and rice) came from the imports used in the PDS; these accounted for approximately 80 percent of total cereal availability for the period 1997-2003, and over half (60 percent) of the average energy supply for the Iraqi diet comes from cereals. Local rice is preferred over imported rice, however, and therefore although imported rice is distributed through the PDS, between 18 to 50 percent of the rice consumed is produced locally.<sup>37</sup>

Nevertheless, for the future there are some important agricultural policy changes noted by the FAO. In Iraq's 2013–2017 national development five-year plan, agriculture has a prominent role. The plan aims for the substantial cereals production increases. Wheat production, for example, should reach 4.5 million tonnes, almost double the current levels.<sup>38</sup> This is expected to counteract the general downturn in cereal production. Although, production in 2011 was 2.963 million tonnes, 24 percent higher than the average production in previous years, production has been declining since its peak in 2010, and this is mainly due to drought (crop production figures in Tables 5 and 5).<sup>39</sup> Fortification of wheat flour with iron is mandatory in Iraq. With the increase in local cereal production there is an opportunity to include other micronutrients on a mandatory basis.

Given its declining productivity record, Iraq has had to become a large grain importer; it procures mainly from Australia, Russian Federation and Canada. On average, Iraq imports nearly one million more tonnes than it produces in cereals. In this way, it is able to adequately sustain the national Food Rations program and aims to ensure that the daily per capita Kilocalorie requirement is met.

**Figure 1: Agriculture as percentage of GDP, Host Countries, 2010**



**Sources:** World Bank, World Development Indicators, 2012; and for Iraq: World Bank Iraq Poverty Reduction Strategy High Committee (2011) *Confronting Poverty in Iraq*

<sup>37</sup> Iraq Food Markets Study, World Bank and WFP, Neville Edirisinghe, 2003.

<sup>38</sup> FAO GIEWS Country Briefs: Iraq, 22 October 2012

<sup>39</sup> FAO GIEWS Country Briefs: Iraq, 22 October 2012

## Syrian refugees and food insecurity in Iraq, Jordan and Turkey: Secondary Literature and Data Desk Review

**Table 5:** *Main crops planted and production (million tonnes)*

Product	Production in mt (2007-2011 Average)	Production in mt (2011 )	Percentage Difference
Wheat	2.143	2.809	31
Maize	0.302	0.336	11
Barley	0.722	0.820	14
Cereals total	3.452	2.963	24
Coarse grains total	1.068	1.226	15
Top 3 Crops grown	Production in mt (2007-2011 Average)	Production in mt (2011 )	Percentage Difference
Tomatoes	0.949	1.059	12
Wheat	See above	See above	
Barley	See above	See above	

Source: FAOSTAT, 2013 ([http://faostat3.fao.org/home/index.html#VISUALIZE\\_BY\\_AREA](http://faostat3.fao.org/home/index.html#VISUALIZE_BY_AREA))

**Table 6:** *Imports and Exports*

Crop	Imports in mt (2007-2010 Average)	Exports (2007-2010 Average)
Wheat	2.573	No data
Cereals total	4.544	260.25 tonnes

Source: FAOSTAT, 2013

### *Kilocalorie availability from cereals*

There are no data on the kcal per capita supply from cereals available for consumption in Iraq; however Iraq's kcal intake or consumption per capita per day is the least of all the other host countries in the region (Table 6).

**Table 7:** *Kilocalories per capita available and daily per capita consumption (2009), regional comparisons*

Country	Kcal available, 2009 (from cereals)	Kcal consumption, 2010-2012
Jordan	2977	2259
Iraq	No data	2117
Lebanon	3153	2416
Syria	3212	2302
Turkey	3328	2378
Egypt	3349	2334

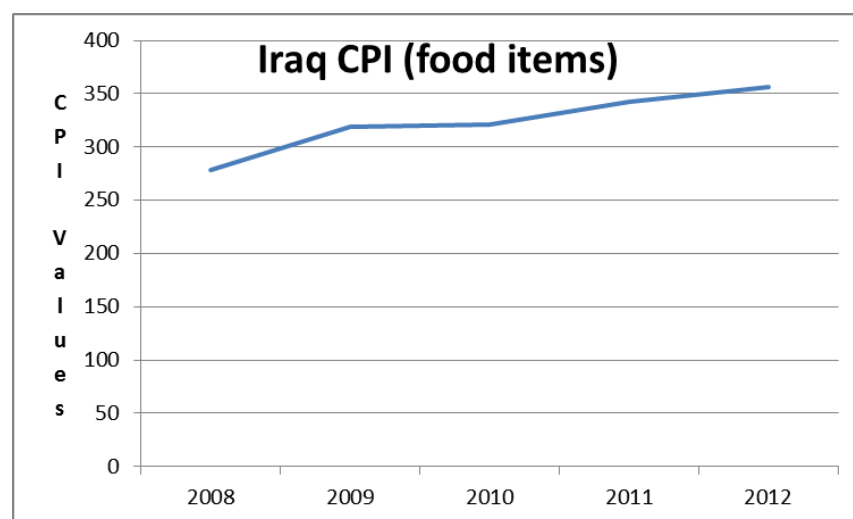
## Syrian refugees and food insecurity in Iraq, Jordan and Turkey: Secondary Literature and Data Desk Review

Source: **FAO Food Security Indicators, 2012** (download data from <http://www.fao.org/economic/ess/ess-fs/ess-fadata/en/>); **FAO Food Security Portal** (<http://www.foodsecurityportal.org/api/countries/fao-calorie-supply-p=>); and **StatinfoBiz**, (<http://statinfo.biz/Data.aspx?&act=7753&lang=2&sort=year2003&region=all&date=2&colored=False>)

### 1.9. Food Prices nationwide and possible implications for refugee access

Following the global food price increases affecting maize (+ 17 percent, 2010-2011) and wheat (+24 percent, 2010-2011)<sup>40</sup>, Iraq also registered a steady increase in the consumer price index for food items, between 2008 and 2012 (Figure 2).

**Figure 2:** Food price increases, January 2008-2012



### 1.10. Purchasing power

Although there are not income-expenditure studies for households in the governorates hosting Syrian refugees, it is possible to infer from the available data that the purchasing power of refugee families in host communities will be affected by price increases, although to a lesser extent than in Syria. Price increases of high consumption food items such as wheat, cereals and fresh vegetables will present the most difficulty. These will be families whose members are not able to find steady employment, those who fall outside of Iraqi Government food assistance, and are not able to cover their daily nutrition requirements through local and international food aid.

### 1.11. Household expenditures on food

According to the most recent data, 49 percent of household expenditures in Iraq are related to food items (FAO Food Security indicators, 2012). Data from the WFP CFSVA (2008) showed that 18 percent of the Iraqi population surveyed is spending less than USD1 per capita per day compared to 54

<sup>40</sup> World Bank, Development Economics Prospects Group (DECPG), 2012, data available at <http://siteresources.worldbank.org/EXTPOVERTY/Resources/336991-1311966520397/Food-Price-Watch-November-2012.htm> [Accessed January and February 2013]

## Syrian refugees and food insecurity in Iraq, Jordan and Turkey: Secondary Literature and Data Desk Review

percent reported by a 2005 food security survey. The national average of the overall expenditure was USD 63 per person per month, almost twice the USD 35 reported in 2005 survey. Iraqis were spending an average of 52 percent of their expenditure on food items and 48 percent on non-food items (WFP, 2008).

Among refugees from Syria, the purchase of food items and rental costs were among the top expenditures they faced. The Iraq government, operating through the MoMD, has been providing food assistance to refugees under its Public Distribution System (PDS). At the on-set of the crisis in Syria, new arrivals received a PDS card by which they could obtain food rations. However, that policy was restricted at a later stage: 'second-wave' arrivals in urban areas especially, had to rely on assistance from refugees already in possession of the card. Iraqi returnees receive cash assistance through the MoMD.

### 1.12. Government food rations and safety nets

The PDS is an imperfect system, criticized for inefficiency, shortfalls and the policy of unsustainable universal coverage.<sup>41</sup> Yet through the PDS, food rations provide the main source of staple food for a large part of the poorest households. There are no specific targeting criteria. The programme was established in 1991 as a response to UN sanctioned trade embargos. It was designed to reach the majority of the population. Food rations are cited to reach more than 95 percent of the population.<sup>42</sup> Food Rations spending amounted to USD3.9 billion in 2007 and in 2008 it was USD6.98 billion, 8.6 percent of the government budget. The Social Protection safety net (SPN) program, as a share of GDP is around 8.8 percent. The Food Rations program has been expanded to some extent to include first wave refugee arrivals.

Under the Food Rations program, Iraqi families receive on average 11,000 IQD per month (USD 9.44). Almost 100 percent of the targeted households possess at least one food ration card (99.7 percent). In the Safety Net program, recipients receive IQD 10,100 per person per month (USD 8.67).

### 1.13. Summary

- ✓ Iraq has a refugee policy framework conducive to assisting the current refugee population with complementary assistance from the UNHCR and the international community.
- ✓ The refugee numbers in Iraq are low and comparatively manageable in contrast with the majority of countries hosting Syrian refugees in the present crisis. However, as the crisis escalates, the choice for Kurdish Syrian refugees is Iraq, and therefore the numbers could continue to increase.
- ✓ Refugees in Iraq face all of the challenges of displacement: They are without savings and lack immediate employment opportunities that would permit them food security; and they have entered a country with high unemployment rates; for those who are able to purchase food as a supplement to emergency food aid, they find that food prices in Iraq are rising; and the cost of living in Iraq is comparatively higher than in Syria.

---

<sup>41</sup> Discussion in WFP (2008) *Comprehensive food security vulnerability assessment (CFSVA)-Iraq*, p75. World Food Program

<sup>42</sup> World Bank Iraq Poverty Reduction Strategy High Committee, 2011, *Confronting Poverty in Iraq: Main Findings*; and USAID, 2006, *The Cost of the Food Ration Basket: A Tool for PDS Monitoring and Evaluation*

## **Syrian refugees and food insecurity in Iraq, Jordan and Turkey: Secondary Literature and Data Desk Review**

- ✓ Nonetheless, there are positive aspects to arriving in Iraq. The country's economy is boosted by a growing oil industry. Although experts question its economic strategy which invests a disproportionate amount on the oil sector to the impoverishment of other sectors such as agriculture, the country is able to sustain a large and encompassing Public Distribution System. The PDS provides food rations to the poorest segments of the population. Under this program, Syrian refugees who first arrived in Iraq have been able to receive food assistance and were granted a PDS card. Later arrivals were not immediately included in the PDS food rations program, and therefore had to rely on assistance from refugees already in possession of the card.

## **2.0. JORDAN**

### **2.1. Refugee policies**

Jordan is not a signatory to the Convention relating to the Status of Refugees (1951), nor to the International Convention on the Protection of the Rights of All Migrant Workers and Members of Their Families (1990). Even so, it's Constitution (1952) and a UNHCR/Jordan Memorandum of Understanding (MOU) (1998) prohibits extradition of political refugees, and asylum seekers can remain in Jordan pending status determination<sup>43</sup>.

Moreover, Jordan has the highest ratio of refugees to indigenous population of any country.<sup>44</sup> It is well known for hospitality toward asylum seekers and refugees<sup>45</sup> and has a long history of hosting Palestinians (since 1948), many of whom are now well-integrated in the Jordanian socio-economy. It has also hosted Iraqi refugees, particularly since 2003. Currently, registered Iraqis number approximately 29,000 according to the UNHCR, while Syrian refugees are around 250,000 (as of February 2013).

Yet in practice, Jordan grants only temporary protection.<sup>46</sup> There are also restrictions on possibilities for refugees to earn a livelihood. This is something many Iraqi refugees in Jordan have reported. According to a recent NGO study, for Syrians, work possibilities are limited to illegal and underpaid jobs. Finding a work permit is close to impossible.<sup>47</sup>

### **2.2. Refugee numbers and Demographic profile**

As of 5 February 2013, there were 243,000 Syrian refugees in Jordan, arriving at an estimated 1,100 refugees per day. By March, the estimation is 3,000 refugees per day. The figure was 260,000 by March, with an estimated 53,000 persons awaiting registration. Non-registered persons are residing in urban areas as well as some registered ones. Out of the registered population in January, 33.6 per cent were female-headed households while 26.6 per cent were single men. In Al-Za'atri camp, UNHCR reports 34.9 percent of female headed households, which the sources attribute to households choosing to register women as household head, while the men travel to and from Syria.<sup>48</sup> Female respondents in an NGO survey of Syrian refugees said that they were alone with their children in Jordan as their husbands had remained in Syria.<sup>49</sup>

---

<sup>43</sup> United States Committee for Refugees and Immigrants, World Refugee Survey 2009 - Jordan, 17 June 2009, available at: <http://www.unhcr.org/refworld/docid/4a40d2a2.html> [accessed 31 January 2013]

<sup>44</sup> Migration Information Source, 2010, 'Jordan: a Refugee Haven', MPI Country Profiles August 2010 (<http://www.migrationinformation.org/feature/display.cfm?ID=794>)

Jonathan Schanzer (2002) 'Jordan's War Worries'. Washington Institute, Policy Watch #680, November 22, 2002 (<http://www.washingtoninstitute.org/policy-analysis/view/jordans-war-worries-saddamistan-palestinians-and-islamism-in-the-hashemite->)

Geraldine Chatelard (2002) Jordan as a transit country, New Issues in refugee Research, Working Paper no 61, Robert Schumann Centre for Advanced Studies.

<sup>45</sup> UNHCR Jordan, '2013 UNHCR country operations profile – Jordan' <http://www.unhcr.org/pages/49e486566.html>

<sup>46</sup> CARIM Migration Profile: Jordan- Consortium for Applied Research on International Migration ([www.carim.org](http://www.carim.org)).

<sup>47</sup> Un Ponte Per (2012) Comprehensive assessment on Syrian refugees residing in the community in northern Jordan, August, 2012

<sup>48</sup> UNHCR (2013) Syria Regional Refugee Response Update, January 17 2013; Syria Regional Response Portal, viewed at <http://data.unhcr.org/syrianrefugees/regional.php> [accessed 7 February 2013]; and

UNICEF and WFP Jordan (2013) Inter-agency Nutrition Assessment of Syrian refugees in Jordan host communities and Za'atri camp, October and November 2012.

<sup>49</sup> Un Ponte Per (2012) Comprehensive assessment on Syrian refugees residing in the community in northern Jordan, August, 2012



## Syrian refugees and food insecurity in Iraq, Jordan and Turkey: Secondary Literature and Data Desk Review

### 2.3. Potential at-risk and vulnerable groups

Female headed households, women and children are expected to be most at risk of food insecurity, sexual violence, labor exploitation and psycho-social trauma. Special attention should also be given to the elderly. In humanitarian emergencies these sectors typically represent the most vulnerable because they tend to have less access to social and economic resources to meet household food and health needs compared to other demographic groups. The Syrian refugee surveys and assessments in this review confirm the necessity to give attention to such groups given the generally widespread low levels of education and economic status of Syrians arriving in Jordan and the limited work opportunities available in host communities. According to surveys in Irbid and Ramtha, the majority of refugees only received primary school education (61 percent, no disaggregation by age or gender). Around 30 percent held a secondary school or a university degree, while nine percent were illiterate. Many came from poor rural areas of Syria; 31.5 percent were of low income.<sup>50</sup>

### 2.4. Geographic hotspots

Refugees tend to settle throughout northern Jordan, near the border with Syria. They are mainly in east Amman, Irbid, Ma'an, Mafrqa, Zarqa and Za'atri Camp. The majority of new arrivals come from Dara'a Governorate, the suburbs of Damascus and Homs, Idleb and Hama. A proportion was from rural communities and Bedouin tribes. Most were affected by the violence and the lack or frequent interruption of basic services. In January 2013, there was a sharp increase in the number of Syrian refugees crossing into Jordan and arriving in Al-Za'atri. The daily arrival rate was estimated at 1506 persons.<sup>51</sup>

### 2.5. Impact on host communities and households including family members hosting refugees

In 2012, the arrival of Syrians in Jordan had a considerable impact on the local economy and job market. NGO and Inter-agency assessments revealed a dramatic increase in rental prices, which was considered an additional burden on the already very limited financial resources of the refugees. Due to high unemployment rates in Jordan (12.9%, 2011), men found it difficult to obtain work and many were unable to afford the cost of work permits. They resorted to unskilled, underpaid and illegal employment. The Syria crisis also coincides with regional food commodity price increases. In addition, a competition for local jobs was also observed.<sup>52</sup>

Nevertheless, refugees have been generally positive with regards to residing in local communities. Verbal attacks were reported, but the cases were few and have been off-set by Jordanian assistance to the displaced community.

---

<sup>50</sup> Un Ponte Per, 2012

<sup>51</sup> UNICEF and WFP Jordan, 2013; UNHCR (2013); and International Organization of Migration (2013) analysis on UNHCR Syria Response Portal, available at <http://data.unhcr.org/syrianrefugees/regional.php> [accessed February 2013].

<sup>52</sup> ACTED (2012) 'Market survey report', an assessment of livelihoods related issues for Syrians in northern Jordan, July 2012; and Un Ponte Per, August 2012; and Government of Jordan, JHCO, UN (2012) 'Need Assessment of Displaced Syrians in Jordan', June-July 2012

## Syrian refugees and food insecurity in Iraq, Jordan and Turkey: Secondary Literature and Data Desk Review

### 2.6. Macroeconomic environment

Syrian refugees are entering one of the smallest economies in the MENA region. After many years of decline, Jordan's GDP growth rate reached 2.5 percent in 2011, rising to 3.3 percent in 2012 (statistics in Table 7). The country's economy currently struggles to recover from recent external shocks that question Jordan's ability to fully sustain a large and increasing refugee population.

In recent years, Jordan's three main sources of government revenue beyond taxation have been affected. Jordan was forced to increase fuel imports at a time when oil prices were high, the food imports that it relies on were also highly priced, and regional tensions adversely affected tourism, remittances, and foreign direct investment. Unemployment rates are significant, 30% amongst youth. These severe constraints obliged a formal request for international financial assistance. In 2012, the IMF Executive Board approved a 36-month arrangement for Jordan amounting to approximately \$2.05 billion, to reduce public sector financing needs, and lower public debt. The loan is expected to provide liquidity to assist the country economically while new public fiscal reforms are implemented gradually. Moreover, a series of large grants over the last couple of years have helped the government to maintain social spending and wages.<sup>53</sup>

**Table 8: Macroeconomic Indicators**

Macroeconomic Indicators (source: World Bank, World Development Indicators 2011, unless otherwise indicated)	
GDP growth	2.5% (2011), 3.3% (2012)
Fiscal deficit as % of GDP (2011) <sup>54</sup>	6.0
Agriculture as % of GDP	3.0
Health as % of GDP, 2010	8.0 <sup>55</sup>
CPI (source: IMF)	4.0
Official x-change rate, Average Jan 2009- Jan 2013 (= 1.00 USD) <sup>56</sup>	0.71 JOD
State Subsidies as % of GDP(food and fuel)	8.0
Remittances, 2007-2010 (in million USD) <sup>57</sup>	410m
Remittances as % of GDP, 2011 <sup>58</sup>	12.0

<sup>53</sup> IMF Survey Magazine: Interview, August 03, 2012, available at <http://www.imf.org/external/pubs/ft/survey/so/2012/int080312a.htm> [Accessed January 2013]

<sup>54</sup> IMF (2012) *Jordan: 2012 Article IV Consultation*, IMF Country Report No. 12/119

<sup>55</sup> Jordan National Health Accounts, Technical Report (Team: High Health Council General Secretariat, Ministry of Health, Ministry of Finance, Ministry of Planning and International Collaboration, Ministry of Social Development, Royal Medical Services, Jordan University Hospital, King Abdullah University Hospital, Food and Drug Administration, Joint Procurement Department, Department of Statistics, And Private Hospitals Association).

<sup>56</sup> Currency Converter, available at [www.xe.com](http://www.xe.com) [Accessed January 2013]

<sup>57</sup> World Bank cited at Index Mundi  
<http://www.indexmundi.com/facts/iraq/workers%27-remittances-and-compensation-of-employees>

## Syrian refugees and food insecurity in Iraq, Jordan and Turkey: Secondary Literature and Data Desk Review

Population below national poverty line, 2008 (%) <sup>59</sup>	13.3
Unemployment	13% (2007-2009)
% labor force in Agriculture	3% (10 year average)

### 2.7. Jordan's Investment Social Services and Health

A recent IMF report acknowledged Jordan's exceptional record on key social indicators, noting in particular that they are "generally better than the average of Arab states". This record is partially due to investments in social services.

Jordan's ranking on the Human Development Index has been improving over time, and is second only to Lebanon in the MENA region.<sup>60</sup> Since 1980, the proportion of the population achieving secondary and tertiary education has been steadily increasing. Between 1980 and 2010, life expectancy increased from around 67 years to 72 years. The mortality rate among children under five declined sharply between 1980 and 2006 and is now 25 out of every 1000 live births.

### 2.8. Population below poverty lines

Jordan's poverty record is notable. The UNDP Human Development Report (2011) cites 0% of the population living below USD 1.25 per day in Jordan. Other sources show a consistent drop in the percentage of persons falling below the national poverty line, from 30 percent in 1998, to 14.2 percent in 2002 (CIA World Factbook, 2011) and 13.3 percent in 2008 (World Bank, 2009). None of the communities hosting Syrian refugees at present were among the 'poverty pockets' of Jordan in a WFP Food Security Survey published in 2008. However, another WFP study in 2012 identified a substantial proportion of the populations in refugee settlement areas, Zarqa and Ma'an that were employing food coping strategies (between 50 and 90 percent).<sup>61</sup>

### 2.9. Health

The IMF has cautioned Jordan on its large public debt, yet it is this spending on social services that allows substantial assistance to social services and the Health Care system, and also allows refugees to have access. Indeed, despite recent economic limitations, spending on health surpasses most of its neighboring countries and is nearly on par with wealthier countries such as Switzerland.

Syrian refugees in Jordan encounter a comparatively favorable health system compared to their own and other countries. Among the host countries in the region, the Jordan government maintains the highest expenditures on health (18 percent) and a slightly higher rate of health as a percentage of GDP (8 percent), compared to 3.4 percent and 5.6 percent respectively in Syria itself.<sup>62</sup> However,

---

<sup>58</sup> World Bank *Migration and Remittances Data*

<http://econ.worldbank.org/WBSITE/EXTERNAL/EXTDEC/EXTDECPROSPECTS/0,,contentMDK:22759429~pagePK:64165401~piPK:64165026~theSitePK:476883,00.html>

<sup>59</sup> World Bank and National Source; Ministry of Planning and International Cooperation, Hashemite Kingdom of Jordan and the World Bank (2009) *Jordan Poverty Update*.

<sup>60</sup> IMF (2012) Jordan: 2012 Article IV Consultation, IMF Country Report No. 12/119)

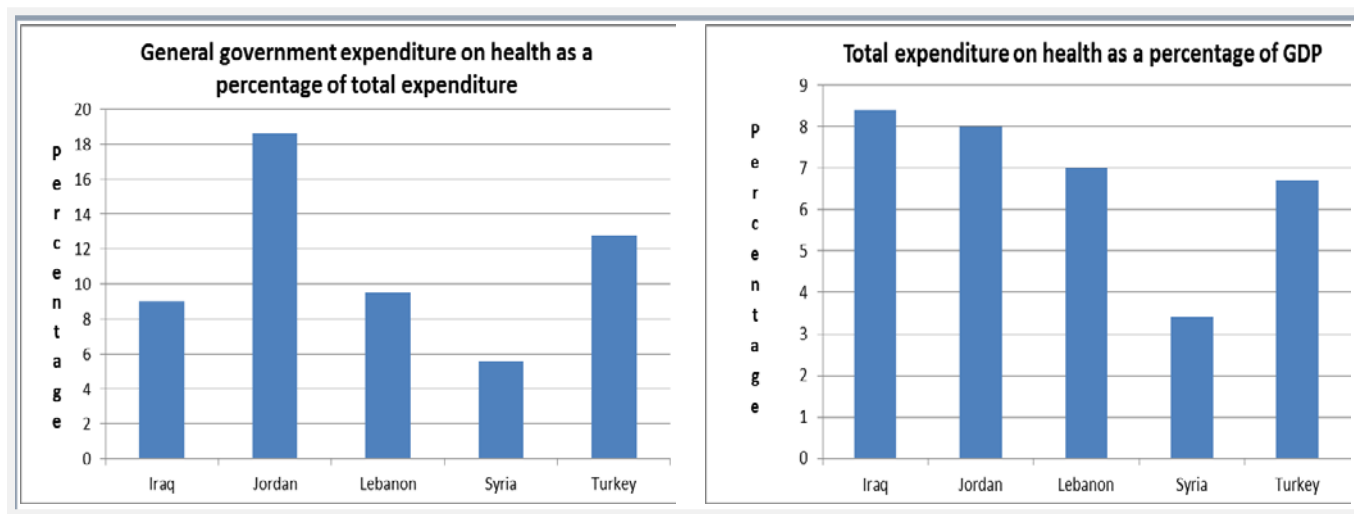
<sup>61</sup> WFP (2012) *Food Insecure and Vulnerable People in Jordan*, December 2012

<sup>62</sup> WHO (2010) *Data and Statistics*, <http://www.who.int/gho/countries/en/index.html>

## Syrian refugees and food insecurity in Iraq, Jordan and Turkey: Secondary Literature and Data Desk Review

refugees arriving from Syria will raise the per capita costs of health care and while access to services carries no charge, pharmaceuticals are an out-of-pocket cost for refugees.

**Figure 3: Health Expenditures, Mena Region, 2010**



Data source: WHO Data and Statistics, <http://www.who.int/gho/countries/en/index.html>

### 2.10. Household expenditures

Households in communities hosting Syrian refugees (Amman, Irbid, Mafraq, Zarqa) are spending the smallest proportion of their household budgets on health and education, between one and seven percent. This could partly result from government expenditures in those sectors.

In contrast, the greatest proportion of their budgets is spent on food items, 35 to 50 percent.<sup>63</sup> The second highest expense is housing (rents, utilities, repairs, etc.), which is between 25 and 30 percent.

An NGO study of both registered and non-registered Syrian refugees in Irbid and Ramtha confirmed that the majority are renting homes, and that the rental costs “represents the biggest challenge for the great majority of the refugees” (UN Ponte Per, 2012). Eighty-nine percent said rental assistance is their most urgent need. The second highest cost was food. This has been confirmed by the survey results, whereby only 12.5% of the respondents declared to live with relatives (mainly in Ramtha) or in common public facilities. The massive influx of Syrian refugees into northern Jordan, and in particular in the small city of Ramtha, brought about rental price hikes. Before the crisis, rental costs in Ramtha and Irbid ranged between 100 and 120 JOD (USD 141.00 and 169.00) per month without bills, while now the costs are between 150 and 200 JOD (USD 212.00 and 282.00) per month (Un Ponte Per, August 2012).

### 2.11. Climate and Agriculture

In the northern governorates where Syrian refugees are settling, seasonal variations in precipitation differ from the national average. Nationwide, precipitation is lowest when temperatures are highest

<sup>63</sup> Jordan Department of Statistics, National Household and Income Survey 2010, [http://www.dos.gov.jo/dos\\_home\\_e/main/index.htm](http://www.dos.gov.jo/dos_home_e/main/index.htm)

## Syrian refugees and food insecurity in Iraq, Jordan and Turkey: Secondary Literature and Data Desk Review

between May and June, and the months of high rainfall are between October and December (Table 8) Contrary to the north, where the highest average monthly precipitation is recorded between December and March (12 to 15 mm in Mafraq and Zarqa, 18-55mm between Amman and Irbid) as temperatures reach their lowest. Based on this data, refugees can expect some climatic relief within the next months.

**Table 9: Monthly Temperature and Precipitation in Jordan**

Peak	Low
------	-----

	Jan	Feb	Mar	Apr	May	Jun	Jul	Aug	Sep	Oct	Nov	Dec
Temperature (°C)	12.4	13.7	18.1	24.1	24.7	27	27.3	25.1	22.1	16.6	13.1	9.6
Precipitation (mm)	3.4	17	3.7	2.8	0.4	0.7	0.7	0.3	1.9	13.8	12.1	24.9

**Data source:** World Bank Climate Change Knowledge Portal, <http://data.worldbank.org/country/jordan>

A key aspect of climate to consider is the inter-annual variability of rainfall, periodic drought, limited land area and underdeveloped irrigation which have contributed to low agricultural productivity in Jordan. More importantly, recent drought conditions in the major international cereal and wheat exporters will determine global supply levels, and that will influence the prices of goods.

### 2.12. Food Availability and daily consumption requirements

With only two percent of total land arable, Jordan is a major cereal importer.<sup>64</sup> Most cereal imports originate from Russia and black sea countries (nearly 0.400mt in 2011/12).<sup>65</sup>

According to the FAO, cereal import requirements in 2012/13 (July/June) are forecasted at 2.2 million tonnes, a slight decline of about 4 percent from 2011/12. Wheat imports are estimated at about 700 000 tonnes, about 9 percent lower than the five year average. Since the 2007/2008 price hikes, the Jordanian policy has been to maintain strategic reserves in order to cover a 10 month period. Currently it holds 0.450mt in national storage points and 0.200mt at port. Total wheat consumption is around 0.720mt per year.

In the same period, imports of barley are expected to increase to around 11 percent, compared to the average, to 0.780mt to match the increasing demand. An average level of about half a million tonnes of imported maize is also forecast for animal feed. Rice imports are forecast to remain stable, at about 0.170mt.<sup>66</sup>

#### 2.12.1. Kilocalorie intake

Jordan produces cereals and grains in low quantities, on average between 50 and 70 thousand tonnes, while the three top crops produced, tomatoes, potatoes and cucumbers, are equivalent to the regional amounts (Tables 10a and 10b). Data from the FAO also show that the three top crops produced in Syria are wheat, sugar beet, tomatoes, and the per capita daily kilocalorie intake is higher

<sup>64</sup> FAOSTAT, 2009

<sup>65</sup> Source: USDA (2012) Jordan grain and feed annual report, November 2012.

<sup>66</sup> FAO GIEWS Country Brief, 16 October 2012, <http://www.fao.org/giews/countrybrief/country.jsp?code=JOR>

## Syrian refugees and food insecurity in Iraq, Jordan and Turkey: Secondary Literature and Data Desk Review

than in Jordan, possibly because of the availability and greater consumption of wheat. The daily kilocalorie intake in Jordan is the lowest regionally (Table 9).

Syrian refugees outside of camps who are not receiving food assistance would need to reduce or find alternatives to wheat consumption (breads and cereals), as the current retail supply in Jordanian markets is based on national consumption levels; and should the increased refugee demand outstrip supply, that could likely lead to price hikes. In addition, should the government withdraw the current bread subsidies throughout Jordan as sources predict, that will have a major impact on household food security for Jordan's poor sectors and Syrian refugees.

Despite the higher kilocalorie intake in Syria, according to data coming from the FHS (2009), the nutrition situation of Syrian children 6-59 months was worse before the crisis with regards to wasting (12 percent), stunting (28 percent) and underweight (10 percent). While the rates of malnutrition among Syrian refugees in Jordan (host communities and Za'atri camp) are much lower: wasting (between 5.1 and 5.8 percent), stunting (between 8.2 and 15.9 percent) and underweight (between 2.0 and 6.3 percent)<sup>67</sup>

It is important to distinguish between the nutrition status of the Jordanian population from that of the Syrian population. In recent years there have been downward trends in the levels of acute (wasting) and chronic malnutrition (stunting) in the Jordanian population. The 2009 Jordan FHS found wasting levels of 1.5% and stunting levels were at 8%<sup>68</sup>. These figures are considerably lower than the figures of the Syria 2009 FHS. This has implications for the immediate response, as the health system as it stands does not have the experience and the policy framework in place to deal with these larger case loads. The health ministry has to decide whether the policy and operational changes required within the health sector to deal with the needs of Syrian refugees should be a short term measure until the end of the crisis or should these measures be incorporated into policy and practice for the longer term.

---

<sup>67</sup> UNICEF and WFP Jordan (2013) Nutrition assessment of host communities and Za'atri camp, October and November 2012

<sup>68</sup> Jordan FHS 2009

## Syrian refugees and food insecurity in Iraq, Jordan and Turkey: Secondary Literature and Data Desk Review

**Table 10:** Kilocalories available (2009), daily energy consumption and kilocalorie deficits (2010-2012)

Country	Kcal available, 2009 (from cereals)	Kcal consumption, 2010-2012	Kcal deficit <sup>69</sup> , 2010-2012 (Kcal/Cap/Day)
Jordan	2977	2259	24
Iraq	No data	2117	No data
Lebanon	3153	2416	21
Syria	3212	2302	19
Turkey	3328	2378	6
Egypt	3349	2334	9

**Data sources:** FAO Food Security Indicators, 2012 (download data from <http://www.fao.org/economic/ess/ess-fs/ess-fadata/en/>); FAO Food Security Portal (<http://www.foodsecurityportal.org/api/countries/fao-calorie-supply-p=>); and StatinfoBiz, (<http://statinfo.biz/Data.aspx?act=7753&lang=2&sort=year2003&region=all&date=2&colorred=False>)

**Table 11:** Main crops planted and production (million tonnes)

Product	Production, MT (2007-2011 Average)	Production, MT (2011 )	Percentage Difference
Wheat	0.017	0.020	0.18
Maize	0.020	0.016	-0.20
Barley	0.016	0.030	0.87
Cereals total	0.066		
Coarse grains total	0.049		

**Data source:** FAOSTAT, 2013 [http://faostat3.fao.org/home/index.html#VISUALIZE\\_BY\\_AREA](http://faostat3.fao.org/home/index.html#VISUALIZE_BY_AREA)

Top 3 Crops grown	Production (2007-2011 Average)	Production (2011 )	Percentage Difference
Tomatoes	0.676	0.778	0,15
Potatoes	0.149	0.216	0,45
Cucumbers	0.164	0.227	0,39

**Data source:** FAOSTAT, 2013

<sup>69</sup> The deficit is derived from both cereal and livestock Kcal supplies.

## Syrian refugees and food insecurity in Iraq, Jordan and Turkey: Secondary Literature and Data Desk Review

**Table 12: Imports and Exports**

Crop	Imports, MT (2004-2009 Average)	Exports, MT (2004-2009 Average)
Wheat	0.817	0.030
Cereals total	1.968 (2005-2010 Average)	0.018 (2005-2010 Average)

Data source: FAOSTAT, 2013

### 2.13. Food Prices nationwide and possible implications for refugee access

As in most countries throughout the region, food and fuel in Jordan are subsidized, accounting for around 8 percent of GDP. However, the current strain in the economy has forced the government to reduce subsidies in order to further comply with IMF financing agreements. This could represent a potential hardship for many non-registered Syrian refugees, particularly those living in urban areas, as they will be more dependent on food accessed through markets than on food assistance. It is uncertain the current percentage of non-registered urban refugees who have depleted their assets and have not been able to secure legal employment at normal wage rates.

This all comes at a time when domestic and global food prices have been increasing. In mid-2012, the World Bank predicted global grain price increases similar to 2008, particularly affecting countries in the Middle East, North and Sub-Saharan Africa, where food imports are high and net cereal imports as a percentage of consumption are also high compared to other regions (Table 12).<sup>70</sup> In 2011, wheat and vegetable prices were shown to have increased by between 18 and 39 percent compared to the five-year average.

**Table 13: Global price change in main food commodities**

Commodity	Oct 2011 to Oct 2012 (%)
Maize	17
Rice (Thai, 5%)	-7
Wheat (U.S. HRW)	24
Sugar (world)	-20
Soybean Oil	4
Crude Oil, average	4

Source: FAOSTAT and World Bank Development Economic Prospects Group (DECPG).

Despite rather optimistic reports in the second half of 2012, coming from FAO and Jordan's Foodstuff Traders Association, local authorities and consumers are worried.

The FAO Food Price Index for November 2012 showed that prices went down 1.5 per cent from October, the lowest since June 2012, and almost 3 per cent less compared to the same period last

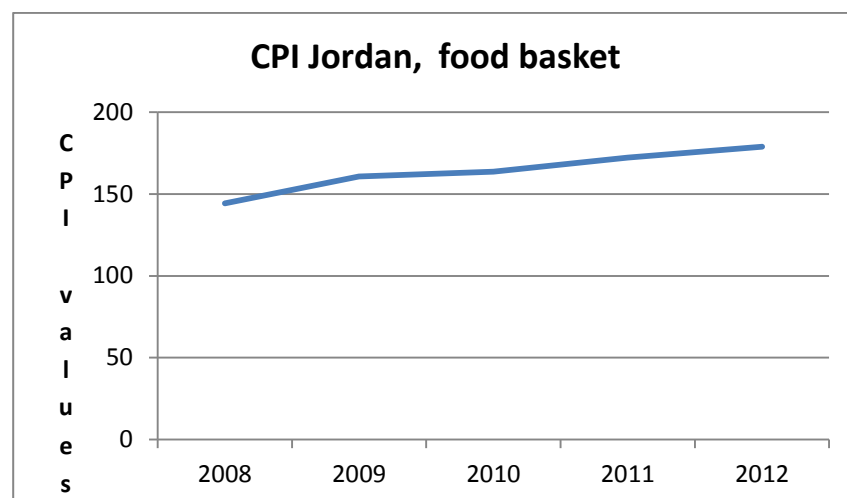
<sup>70</sup> World Bank Food Price Watch, August 2012 (<http://siteresources.worldbank.org/EXTPOVERTY/Resources/336991-1311966520397/Food-Price-Watch-August-2012.htm#impacts>)



## Syrian refugees and food insecurity in Iraq, Jordan and Turkey: Secondary Literature and Data Desk Review

year. Nevertheless, it is predicted that food prices in the domestic market will rise by 3 to 5 per cent in the coming months (trends in Figure 4).

**Figure 4:** Food price increases, 2008 to 2012



Data source: FAOSTAT, <http://faostat.fao.org/site/683/DesktopDefault.aspx?PageID=683#ancor>

Based on a recent unofficial consumer estimate, currently the monthly cost of below food basket in Jordan is around 130 JOD (183.69 USD) per month. Price information in Table 14 below.

**Table 14:** Daily and monthly food costs, 2012 prices (assumes daily Kilocalorie = 2000)

Food Item	Jordan JOD	Amman JOD	Irbid JOD
Milk (regular), 0.25 liter	0.27	0.27	0.21
Loaf of Fresh White Bread (130.00 g)	0.18	0.18	?
Rice (0.13 kg)	0.10	0.11	?
Eggs (3.60)	0.52	0.53	0.54
Local Cheese (0.15 kg)	0.86	0.90	?
Chicken Breasts (Boneless, Skinless), (0.25 kg)	0.89	1.00	0.75
Apples (0.34 kg)	0.51	0.54	0.34
Oranges (0.34 kg)	0.34	0.36	0.22
Tomato (0.21 kg)	0.15	0.15	0.10
Potato (0.25 kg)	0.16	0.17	0.10
Lettuce (0.15 head)	0.09	0.09	?
<b>Daily food cost per person</b>	<b>4.07</b>	<b>4.30</b>	<b>?</b>

## Syrian refugees and food insecurity in Iraq, Jordan and Turkey: Secondary Literature and Data Desk Review

Monthly food cost per person (assuming 31 day per month)	126.13	133.28	?
--	--------	--------	---

**Source:** User contributed database, [http://www.numbeo.com/food-prices/country\\_result.jsp?country=Jordan](http://www.numbeo.com/food-prices/country_result.jsp?country=Jordan)

In addition, in mid-November the Jordanian government lifted fuel subsidies. The Foodstuff Traders Association (FTA) cautions that this may also result in higher food prices in the local market in the medium and long terms as merchants and importers seek to offset the increase in shipping costs.

These price trends will invariably have an impact on the household purchasing power of the most vulnerable and marginalized refugees.

### 2.14. Summary

- ✓ Jordan has a sixty-year record of hosting refugees, supported by its 1952 Constitution and a UNHCR/Government of Jordan MoU (1998).
- ✓ Syrian refugees are mainly settling in Jordan's northern towns and cities and in camps in the north. They have few assets, around 34 percent of the families are female-headed with children, and they generally have low level skill-sets to offer in a limited Jordanian labor market. They face increasing rental and food prices, which indubitably impact their ability to sustain themselves and to access nutritious and affordable foods.
- ✓ Despite Jordan's generosity towards refugees through an extension of its national public assistance programs, the capacity to continue providing assistance to refugees is challenged by the national economic downturn in recent years. Unemployment is at 13 percent; regional political crises have deterred tourists and foreign investors; the price of food and fuel, for which the government subsidies have decreased, has steadily increased since 2011. The economic situation prompted a request for IMF financial assistance, which was granted in 2012; containing conditional clauses regarding a reduction of public debt.
- ✓ Crop production in the country is low, and this means it is highly dependent on food imports to meet national kilocalorie requirements. Volatility in international food prices has a major impact on Jordan.
- ✓ Thus, the arrival of Syrian refugees comes at a time when Jordan may be least able to assist new arrivals along with the thousands of Iraqi and Palestinian refugees in its borders. The IMF funding assistance offers the possibility to sustain the economy while it recovers under new economic growth policies. However, assistance to refugees will require a substantial international commitment.

### 3.0. TURKEY

***N.B: There are a number of significant differences in the humanitarian context in Turkey compared to other countries where Syrian refugees are settling which influences both the food security situation and the relief context 1) Syrians in Turkey are welcomed by the Turkish Government as guests and are not recognized as refugees; 2) The Government, through the Disaster and Emergency Management Presidency (AFAD), manages the registration process for Syrians who seek asylum in Turkey and is responsible for the overall management of support to Syrians living in camps; 3) UN agencies provide some support to the Government, particularly in relation to food assistance and technical assistance provided by UNHCR, however the bulk of all assistance is provided by the government supported by the Turkish Red Crescent TRC, and this assistance is of a very high standard; 3) The flow of Syrians into Turkey is somewhat more controlled than in other countries, as Syrians who seek protection in camps in Turkey wait on the Syrian side of the border until new camps are opened and when this occurs there is rapid admission of Syrians into Turkey; 4) Any profiling or assessments of Syrian populations and their needs is undertaken only at the request of Government .<sup>71</sup> This has had implications for a cohesive evaluation of the nutritional status of Syrians and the compilation of demographics other than gender and age. Further, this means there is a limited amount of published food security and nutrition information on Syrians in Turkey, and that precludes a comprehensive review of food security data.***

***Thus, the following descriptions, and particularly those in Section II of this report, are restricted to international agency documents available through internet sites (includes UNHCR, IOM and WFP as well as World Bank and UNDP reports).***

#### 3.1. Refugee policies

Under Turkey's 1994 Asylum Regulation, Syrians seeking refugee status in Turkey are entitled to temporary asylum status only. Turkey is considered a transit and temporary asylum area for migrants arriving from countries outside of Europe. This is because Turkey grants refugees of European origin the right to seek asylum in accordance with the 1951 Convention on the Status of Refugees and the 1967 Protocol, while non-European refugees are eligible only for temporary asylum seeker status under the 1994 Asylum Regulation. The UN High Commissioner for Refugees (UNHCR) is responsible for reviewing applications for refugee status from non-European asylum seekers and advises the government on who should be given temporary asylum and identifies refugees for resettlement to third countries. Until 2004, Turkey ranked in the top three countries globally for third country resettlement.<sup>72</sup>

However, from 2005, the government of Turkey has been working toward building an asylum system in line with international standards, in accordance with the National Action Plan on Asylum and Migration (2005). Since 2007, the IOM in Ankara has been implementing a project with the Ministry of Interior of Turkey on Technical Cooperation in Migration. The project is funded by the UK Embassy. The main objective is to facilitate dialogue with Turkey towards a better conceptual understanding of

---

<sup>71</sup> WFP Turkey, Personal Communication with Christina Hobbs, 25 January 2013

<sup>72</sup> IOM (2008) Migration in Turkey: a Country Profile; and UNHCR Turkey, 'Country Operations Profile', viewed at <http://www.unhcr.org/pages/49e48e0fa7f.html> [accessed 13 February 2013]

## Syrian refugees and food insecurity in Iraq, Jordan and Turkey: Secondary Literature and Data Desk Review

the fundamental EU principles in the field of migration, with the ultimate aim of advancing the process of Turkey's alignment with the EU policies on migration.<sup>73</sup>

The UNHCR confirms that resettlement remains the main durable solution for non-European refugees. In Turkey, according to the UNHCR, over 103,000 Syrian refugees received protection and assistance in camps managed directly by the government in 2012. UNHCR has deployed staff to give technical advice and support to the authorities. UNHCR provides basic assistance for extremely vulnerable refugees and asylum-seekers in urban areas. The support includes the provision of non-food items, health care, education and psychosocial counseling. In 2013, it plans to assist more than 500,000 Syrians.<sup>74</sup>

### 3.2. Numbers of Syrian Asylum Seekers and Demographic profile

The government in Turkey, through the Disaster and Emergency Management Presidency reports on the numbers of registered Syrians that have found protection in the country, it is important to note that as highlighted in the previous sections of the report, there are no registered Syrian 'refugees' in Turkey. At the beginning of March 2013, AFAD reported that the total number of Syrians registered in Turkish camps increased to 185,000 persons (more than 7 percent increase since end of January 2013). The figure includes Syrians undergoing medical treatment in hospitals. The estimated number of non-camp Syrians in Turkey is estimated by the government to be around 100,000 people, bringing the total population of Syrians in Turkey falling within the temporary protection regime to around 285,000 people.<sup>75</sup>

Registrations vary widely per month depending on when new camps are opened and camp space becomes available, at this time Syrians waiting in camps on the Syrian side of the border are registered in Turkey and transported to camps with capacity. Based on recently monthly figures, a daily rate of 348 persons per day was calculated.

#### *Demographic profile and potential at-risk and vulnerable groups*

Of the 180,000 Syrians in camps, 75 percent are women and children, 52 percent are male and 48 percent female.<sup>76</sup> In general, it is considered that families who opt to live in camps are the most vulnerable when they enter Turkey however once admitted to camps they received a very high level of assistance. In comparison, the majority of Syrians who enter Turkey and choose to live in private accommodation have the financial means or support systems to meet their basic needs. However, it is likely that there are also vulnerable Syrians living outside of camps that have chosen not to live in camps or unable to gain access. Given that the population waiting access to camps (both in Turkey and on the Syrian side of the border) exceeds the available accommodation in camps this population is likely to be increasing – particularly as families in private accommodation deplete their financial resources and request positions in camps.

---

<sup>73</sup> Ibid

<sup>74</sup> Ibid

<sup>75</sup> UNHCR Turkey Syrian Daily Sitrep, 14 February 2013, accessed through the UNHCR Syrian Regional Refugee Response portal: <http://data.unhcr.org/syrianrefugees/country.php?id=224>

<sup>76</sup> Ibid

## Syrian refugees and food insecurity in Iraq, Jordan and Turkey: Secondary Literature and Data Desk Review

### 3.3. Geographic hotspots<sup>77</sup>

The main settlement areas and numbers of persons in each are presented in the following table.

Table 15: *Geographic locations of Syrians under protection in Turkey.*

Place of settlement (on 14 February 2013)	Number of persons
Sanliurfa	80,073
Osmaniye	35,081
Adiyaman	16,806
Hatay	13,544
Kilis	13,692
K. Maras	9,983
Gaziantep	8,035
Hospitals	181
Urban areas	100,000

### 3.4. Macroeconomic environment

Economists cite the Republic of Turkey as one of the world's fastest-growing economies. Turkey's GDP rose by 8.5 percent in 2011 after a 9 percent increase in 2010.<sup>78</sup> Yet, the country also faces high fiscal deficits and high inflation rates (Table 15). Turkey's strong economy has enabled it to provide a high level of assistance to Syrians in its border camps that has come at a high cost, over US \$600m to date.

Table 16: *Macroeconomic Indicators, Turkey*

Macroeconomic Indicators	
<i>(source: World Bank, World Development Indicators 2011, unless otherwise indicated)</i>	
GDP growth (annual %)	9
Fiscal deficit as % of GDP <sup>79</sup> (2011)	1.4
Agriculture as % of GDP	9
Health as % of GDP, 2010	6.7
CPI (source: IMF)	6.5
Official x-change rate, Average Jan 2009- Jan 2013 (= 1.00 USD) <sup>80</sup>	1.65 TRY
State Subsidies as % of all expenses (2010)	44

<sup>77</sup> Government estimates, viewed in UNHCR Turkey Syrian Daily Sitrep, 14 February 2013, accessed through the UNHCR Syrian Regional Refugee Response portal: <http://data.unhcr.org/syrianrefugees/country.php?id=224>

<sup>78</sup> The Economist (2012) 'Turkey's economy: Istanbul's bears', 7 April 2012, The Economist Newspaper Ltd,

<sup>79</sup> Bloomberg Business Week article, 'Turkish Spending Pushes 2011 Budget Deficit to 1.4% of GDP', by Ali Berat Meric and Steve Bryant, on January 16, 2012 (<http://www.businessweek.com/news/2012-01-16/turkish-spending-pushes-2011-budget-deficit-to-1-4-of-gdp.html>). [Accessed on 28 February 2013].

<sup>80</sup> XE Currency Converter, available at [www.xe.com](http://www.xe.com) [Accessed January 2013]

## Syrian refugees and food insecurity in Iraq, Jordan and Turkey: Secondary Literature and Data Desk Review

Remittances, 2007-2010 (in million USD) <sup>81</sup>	3.0m
Remittances as % of GDP, 2011 <sup>82</sup>	0.1%
Population below national poverty line, 2009 (%)	18
Unemployment(2010)	11.8
% labor force in Agriculture (2010)	24

### 3.5. Food Availability and Prices

Food markets across Turkey are strongly integrated to regional and global markets and therefore food availability is not an issue of concern, in addition given that the estimated Syrian population of 300,000 in Turkey is relatively small in comparison to the total Turkish population of 73.6m, it is not expected that the additional population will have any notable impact on food price inflation. In the rural and urban areas hosting high concentrations of Syrians there are typically multiple large supermarket chains, as well as smaller supermarkets and markets.

In the latter part of 2012, the Turkish Statistical Institute indicated a reduction in annual food price inflation to 4.3 percent and a decrease in the general CPI rate.

### 3.6. Summary

- ✓ Turkey has a limited legal framework for providing long-term assistance to refugees who originate from countries outside Europe and Syrians in Turkey are not recognized as refugees, but rather as guests.
- ✓ The Turkish Government is able to almost single-handedly assist 185,000 Syrians that have found protection in Government managed camps.
- ✓ The quality and level of assistance is coming at a high cost, over US \$600m to date, but is made possible by the relatively strong economy and the will of the Turkish government and general public to provide high quality support to Syrians.

<sup>81</sup> World Bank cited at Index Mundi <http://www.indexmundi.com/facts/>

<sup>82</sup> World Bank *Migration and Remittances Data*

<http://econ.worldbank.org/WBSITE/EXTERNAL/EXTDEC/EXTDECPROSPECTS/0,,contentMDK:22759429~pagePK:64165401~piPK:64165026~theSitePK:476883,00.html>

## PART II. Information and gaps noted from review of assessments and reports

The following summarizes the main food security information extracted from assessment reports, surveys, studies and other food security reports that were reviewed. In section 1.0, the information is presented by country, then is grouped mainly according to food security pillars, and includes an identification of the main gaps after each sub-section. In section 2.0, the information gaps are summarized in a table.

### 1.0. Information

#### 1.1. IRAQ

##### Availability and Access

- **Local markets and external assistance –**

-Assessments *in the northern governorates*, under the Kurdish Regional government, confirmed *regular food supplies throughout the year* catering to local consumption needs. Turkey and Iran are the nearest suppliers both for wholesale markets and the WFP Distribution program (supplies from Turkey). The usual trade with Syrian markets has been disrupted due to the crisis. Refugee numbers are low relative to the host population in the north and therefore refugee consumption did not appear to have a direct impact on supply and prices. The assessment estimated that less than two percent of the Syrian refugees were settled in rural areas, thus the majority lived near or within urban centers where markets tend to be fully stocked (Kurdistan Regional Government, UN and NGOs, 2012; and WFP Voucher Transfer Feasibility Study, June 2012).

-In addition, in the Domiz Camp, local charities provided food, while WFP provided hot meals. From August 2012, WFP started supplying a basic ration (wheat flour, rice, vegetable oil, pulses, salt and sugar) to all camp residents. Camp dwellers also have access to the markets in Domiz town (Kurdistan Regional Government, UN and NGOs, 2012).

-At Al-Qaem camp (Anbar governorate) 2012, an assessment team observed the availability of fresh commodities in the tents and common areas where kitchens were constructed, yet a lack of vegetables and fruits still concerned the refugees. Refugees reported that they bought supplementary food items from daily mobile shops within the camp (UN and WHO, 2012).

- At Al-Qaem camp there was some discussion with the Ministry of Migration and Displacement (MoDM) to open permanent stores inside the camp.

- **Access –** *The biggest constraint to food access*, as a supplement to external food assistance, was found to be a *lack of income and savings*. In one assessment in 2012, 90 percent of the refugees interviewed were in debt. Income scarcity restricted access to labor markets. The assessment concluded that without employment there was little scope for improvement. As a consequence, humanitarian aid would need to continue in order to cover all the basic daily needs, above all, food. In western governorates around Al-Qaem, there are restrictions to movement outside camps for those who do not hold residency permits. Therefore, access to markets outside of camps has been difficult for most of the refugees (Kurdistan Regional Government, UN and NGOs, 2012; UN and WHO, 2012).

## Syrian refugees and food insecurity in Iraq, Jordan and Turkey: Secondary Literature and Data Desk Review

- **Cereal imports and Prices** – The *Iraq government plans to import record grain quantities* in marketing year 2012/13 (July/June) --5.3 million tonnes. This would ensure an adequate supply for national consumption requirements, and also possibly refugee consumption needs. There are three motives for the import increase: 1) to maintain a three to six month wheat supply, 2) a commitment to supply each Iraqi citizen with nine kilograms of flour monthly, and 3) given the decreasing levels of domestic wheat production in recent years, the need to maintain feed wheat supplies and to improve wheat flour quality by blending a higher percentage of imported wheat with local wheat varieties (FAO GIEWS Country Briefs, October 2012).  
-Meanwhile, *food prices are increasing across Iraq*, which will present an access constraint for most urban-based refugees. In September 2012, the Consumer Price Index increased by 0.3 percent compared to the previous month, and 6.4 percent compared to September 2011. Cereal prices remained stable, while increases were recorded for non-cereal products such as yoghurt, cheese, eggs, and fruits. Another factor influencing district level prices in Iraq is inadequate local food production. The low level of food produced requires importation from external markets. Food prices in local markets are then influenced by price trends of imported goods (FAO GIEWS Country Briefs, October 2012; WFP Voucher Transfer Feasibility Study, June 2012).
- **GAPS** – WFP established food price monitoring in Erbil and Sulaimanyiah (northern governorates) as preliminary to voucher assistance program in those areas. However, there are no reports of price monitoring in Anbar and other governorates, which would be useful for analyzing food access. It would also be useful to see the WFP voucher transfer feasibility study and price analysis of the Al-Qaem camp vicinity.

### Food distribution

- **Timeliness and regularity of deliveries** - With the assistance of UN, the MoDM, Save the Children and local partners, refugees received food assistance in the form of hot meals, rations and vouchers throughout 2012. In the latter half of 2012, WFP reported food delivery delays which meant that they were forced to postpone ration distributions in some months.  
- Up to September 2012, refugees staying both in the Al-Qaem camp and communal centers were provided with hot meals three times a day. They were given bread, eggs, jam, tea, sugar, rice. Chicken or beef were served at least two times a week. Milk and baby foods were distributed for very young children (UN Interagency, 2012).



## Syrian refugees and food insecurity in Iraq, Jordan and Turkey: Secondary Literature and Data Desk Review

**Table 17: Food Aid Basket in Iraq**

WFP food Aid Basket	Daily Ration
Wheat Flour	400
Pulses	50
Vegetable Oil	35
Sugar	50
<b>Total</b>	<b>535</b>
<b>Total kcal/day</b>	<b>2,079</b>
% Kcal from protein	<b>11.6</b>
% Kcal from fat	<b>18.0</b>
Number of feeding days per year or per month	<b>30 / month</b>

**Source:** WFP Voucher Feasibility Survey, Domiz, June 2012

-Between October and December 2012, WFP started dry ration distributions first to Domiz then to Al-Qaem camp. Food ration distributions to Domiz camp are carried out in partnership with Islamic Relief Worldwide Iraq and Barzani Foundation.

- At the end of November 2012, WFP launched its food voucher distribution to the refugees in Domiz (UNHCR Bi-Monthly update No. 34, 2013),

-The MoMD also provided food assistance both to Domiz and Al-Qaem. In Al-Qaem camp food shortages were reported in January 2013 causing a demonstration. The UNHCR was able to intervene with a food parcel for one month and the distribution of a cash allowance for complementary food (UNHCR Bi-Monthly update No. 34, 2013).

*-Typical MoMD food rations*

**Table 18: Food Assistance**

RATION CONTENTS	DAILY			
	RATION	ENERGY	PROTEIN	FAT
	g/person/day	kcal	g	g
RICE	208	749	14.6	1.0
BEANS, DRIED	17	57	3.4	0.2
OIL, VEGETABLE	42	372	0.0	42.0
PASTA, MACARONI	42	146	5.0	0.8
SALT	17	0	0.0	0.0
BULGUR WHEAT	83	291	9.1	1.2
TOMATO PASTE	33	27	1.4	0.2
TEA	17	7	1.7	0.0
SUGAR	83	332	0.0	0.0
Ration total	<b>542</b>	<b>1,980</b>	<b>35.3</b>	<b>45.4</b>
% of energy supplied by protein or fat		<b>72%</b>	<b>7.1%</b>	<b>20.6%</b>

**Source:** WFP Voucher Feasibility Survey, Domiz, June 2012

## Syrian refugees and food insecurity in Iraq, Jordan and Turkey: Secondary Literature and Data Desk Review

- **Distributions to Refugees in host communities** – While the refugees in Domiz received food assistance from the MoMD in the early part of 2012, refugees living in the cities did not receive any food support. Reportedly their daily menu was similar to the food basket distributed in the camp (WFP Voucher Feasibility survey, Domiz June 2012)

The IOM reported that families living outside of the camps (Al-Qaem and Domiz) do not benefit from regular assistance, protection and access to services and organizations provided in the camps. The report recommends an assessment to identify these families, determine their needs and provide assistance.<sup>83</sup>

- **Monitoring quantity and quality** –WFP launched its voucher programme in Domiz camp, reaching more than 13,970 individuals in December 2012, and a voucher programme for Al-Qaem is under discussion. Between September and December 2012, the break-down was as follows:

**Table 19:** *Trend of Beneficiaries Reached in Domiz, 2012*

Beneficiaries Reached in Domiz, 2012	
September	10,212 (Distributions)
October	10,400 (Ration Distributions)
November	10,396 (Ration distributions)
December	13,971 (Vouchers) ongoing

**Source:** WFP's Response in Jordan, Lebanon, Turkey and Iraq, Sitrep December 2012

**Table 20:** *Beneficiaries targeted in Al-Qaem, October to December 2012*

Beneficiaries targeted in Al-Qaem, October to December 2012	
October-November	10,000-15,000 (Ration distributions)
November-December	20,000 (Ration distributions)

**Source:** WFP's Response in Jordan, Lebanon, Turkey and Iraq, Sitreps for September to December 2012

**Non-food items (NFI)** – Through multi-agency efforts (MoMD, the National Red Crescent society (NRC) and local NGOs such as Muslim Aid, UNICEF and UNHCR) refugees in both camps and host communities received a range of non-food items, including kerosene for heaters, winter blankets and clothing, infant milk and basic food items (UNHCR Sitreps January 2012).

**-NFI for refugees in host communities** – UNHCR reports that throughout the winter Syrian refugees in host communities in the Kurdistan Region received 220 liters of kerosene provided at government controlled rates and a thermal blanket for each individual from the Kurdish Regional Government. In addition, a winter package with other essential items, including plastic sheeting for shelter, quilts, mattresses, stoves, and jerry cans was distributed to the most vulnerable families (Syria Situation Bi-Monthly update No. 34 9 - 22 January 2013).

The Kurdish Regional Government permitted UNHCR to carry out the distributions in a public building and provided police security during the distribution.

<sup>83</sup> IOM Iraq Special report: Syria Crisis Rapid Assessments: August –October 2012.

## Syrian refugees and food insecurity in Iraq, Jordan and Turkey: Secondary Literature and Data Desk Review

In Sulaimanyiah, 107 vulnerable families received a food basket donated by the Civil Development Organization (CDO), a UNHCR implementing partner, in addition to the UNHCR winter package.

Local organizations and individuals continue to donate household items to the refugees.

- **GAPS** –The most notable gaps are the PDM information: **1)** It is difficult to learn about the *quality* aspects (beneficiary perceptions) of food delivered; **2)** there are no reports on monitoring food access and distributions to non-registrants and Iraqi returnees in MoMD camp (camp 2) at Al-Qaem; **3)** scarce information on food access in host communities, particularly around Al-Qaem; **4)** no published records of refugee food stocks.

-Awaiting information on the opening of the new camp (no.3) at Al-Qaem.

### Access and Utilization

- **Cooking arrangements** – At Al-Qaem separate buildings for cooking were constructed. Some of the facilities were equipped with gas stoves and allocated on average to 30 families; each stove should be used by 5 tent inhabitants (UN, 2012, Interagency Multisectoral Rapid Joint Assessment Mission Report, Al-Qaem Camp).

-In host communities in Kurdish areas, many Syrian refugees are housed in low cost urban dwellings or live with families. Cooking arrangements and facilities are often shared or sub-standard. As a result, families tend to exclude foods that require cold storage such as meat, chicken fish and eggs (Kurdistan Regional Government, UN and NGOs 'Joint rapid assessment of Syrians in the Kurdish region', July 2012).

- **Adequacy and use of refugee food basket** – In general, refugees reported satisfaction with the hot meals provided, although at Al-Qaem some noted unfavorable differences from their local foods. A solution was that they found their own ways of *re-cooking* meals, making them more palatable (UN Interagency, 2012).

-Hot meals included bread, eggs, jam, tea, sugar, rice. Chicken or beef were served at least two times a week. Milk and baby foods were distributed for very young children (UN Interagency, 2012).

- In September WFP started delivering dry rations to Domiz camp and in November to Al-Qaem. Rations include fortified wheat flour, rice, vegetable oil, sugar, lentils and salt.

-Bread distributions and other food assistance to camps continue and are implemented through local charities and NGOs such as Afkar Society for Development and Relief NGO (serving Al-Qaem). In Domiz, Japan Platform distributed small food baskets for new arrivals (Syria Situation Bi-Monthly updates No. 34 9 - 22 January 2013).

- **Use of fresh fruit and vegetables** – The Al-Qaem assessment in 2012 showed refugees were concerned about a lack of vegetables and fruits, even though the team observed availability of fresh commodities in the tents and common kitchen areas. Refugees reported that they are buying food items from the mobile shops that visit the camp every day. (UN Interagency Multisectoral Rapid Joint Assessment Mission Report, Al-Qaem Camp, 2012).

## Syrian refugees and food insecurity in Iraq, Jordan and Turkey: Secondary Literature and Data Desk Review

- **GAPS** – Several information gaps emerge with relation to refugee food access and utilization: **1)** Results from the WFP/UNHCR Household Food Security Assessment of the refugees in Domiz, launched in December 2012, would assist in constructing refugee food security and vulnerability profiles and dietary diversity among refugees—report not available for the review; **2)** virtually no FCS information is available for registered and non-registered refugees; and **3)** there do not appear to be any systems for regularly monitoring the adequacy of the cooking arrangements established in October 2012.

### Livelihoods, coping strategies and self-reliance

- **Coping mechanisms** –Coping mechanisms were documented for Domiz camp and the northern governorates. Yet, given the findings in assessments and reports in other refugee areas, it is possible to infer that Syrian refugees in Iraq use similar coping strategies.

#### Top coping mechanisms

1. Asset sales (jewelry, phone)
2. Reduce amount and frequency of meals or type of foods
3. Avoid essential medical treatment to save money
4. Incur debts
5. Keep children out of school
6. Join host family in possession of Iraq PDS ration cards

(Source: Joint Assessment KRG/UN/NGOs July 2012)

-Refugees living in the cities around Domiz reported eating less - twice a day- while trying to secure three meals for their children. (WFP Voucher Feasibility survey, Domiz June 2012)

- **Access to employment** – There is a high unemployment rate in Iraq (around 16 percent) and that makes it challenging for the majority of refugees to secure work. Job seekers are also constrained by the processes for obtaining residence permits that would then allow them to work legally at wage rates.

-It is clear from most discussions and interviews that the residency permit is the major impediment to securing an income (Kurdistan Regional Government, UN and NGOs, 2012).

-In Domiz camp, young people sell cigarettes, mobile phone cards and vegetables and earn little by doing so. Transport into the nearby town of Dohuk incurs costs that may not be recovered should the casual laborer fail to find work that day (Kurdistan Regional Government, UN and NGOs, 2012).

- **Employment type** – Among the refugees surveyed, many claimed to have held jobs requiring special skills including running of shops or big warehouses, jobs as government servants, private businesses, skilled/semi-skilled labor and agriculture. The children reported familiarity with internet and university students were inquiring about the possibility to get transfers to Iraqi universities. The largest proportions of refugees are young able bodied people (UN and WHO, 2012; Kurdistan Regional Government, UN and NGOs, 2012).

- **Expenditures among refugees** – Focus group discussions confirmed that around 90% of their reference group in the Al-Qaem area are in debt. The large majority of refugees depleted their assets in efforts to reach Iraq. Estimated costs were around USD 600 to USD 1000 per family

## Syrian refugees and food insecurity in Iraq, Jordan and Turkey: Secondary Literature and Data Desk Review

member. Most Syrians mortgaged their homes and farm lands to cover the travel costs. What little cash and assets they could bring were exhausted in the initial three months. An IOM report revealed that the priority needs among refugees in Domiz and around Anbar were employment, food and NFIs. This was confirmed by interagency assessments and UN reports in 2012 (IOM Regional Response to the Syria Crisis, 8 November 2012; UN and WHO, 2012; Kurdistan Regional Government, UN and NGOs, 2012).

-In one assessment covering Al-Qaem and Anbar governorate, it was estimated that Camp families would need at least USD 400-500, and refugee families in urban areas would need between USD 800 and 1000 per month. Without a stable income source, or a stable supply of food (in-kind/voucher), these Syrians should be considered food insecure. The exception would be families who have managed to secure labor jobs in urban centers. Such families, depending on their income levels, are able to meet their food needs. Nevertheless, the uncertainty of their casual incomes means they are still vulnerable (UN and WHO, 2012).

-Apart from rent, the most important recurring cost is food. Between rent and food, the monthly cost is estimated to be around USD 800 to USD 1,000 for a small family (two adults, two children). Syrians have access to medical services in the Kurdish Region of Iraq.

### **-The main expenditures are the following:**

- 1- House rent
- 2- Food
- 3- Water and electricity bills
- 4- Health
- 5- Education and transport

(Source: Joint Assessment KRG/UN/NGOs July 2012)

- **GAPS – 1)**an updated employment survey would provide better information on the extent and depth of unemployment than what has been provided in assessments so far; it would also give an indication of wages available to refugees, based on which, purchasing power could be determined, **2)** no comparative analysis of coping mechanisms to determine the severity of food insecurity –a rapid Coping Strategies Index (CSI) study could be useful; and more information needed on coping mechanisms of the refugees who are not registered both in camps and host communities.

### **Nutritional status and Health**

- **Nutrition surveys** – In 2012, there were three rapid nutritional assessments conducted, one was in Domiz camp (June) and a MUAC screening and an assessment were done in the Al-Qaem camp and surroundings (both in September). The assessments showed normal to low malnutrition prevalence rates in both Domiz and Al-Qaem.
- -In Domiz, all children ages 0-59 months old were included in the assessment. There were a total of 292 eligible children. Complete data from 287 were obtained (98% respondent rate). The results were as follows: Wasting (4.6 percent), Stunting (16.2 percent) and underweight (7.1 percent). These rates are within the normal to low range according to WHO standards. The majority of infants up to 35 months were being bottle-fed (up to 79 percent).

## Syrian refugees and food insecurity in Iraq, Jordan and Turkey: Secondary Literature and Data Desk Review

-In Al-Qaem camp, in September, a rapid Middle Upper Arm Circumference (MUAC) screening of 63 children from 6 to 59 months was done as part of an interagency rapid assessment. The report states that “the results suggested a satisfactory nutritional status” for those children who were screened, but the rates were not provided (UN and WHO, 2012, ‘Interagency Multisectoral Rapid Joint Assessment Mission’ Report, Al-Qaem).

-However, the conclusion from the MUAC screening was confirmed in a rapid nutritional assessment of children under 5 in Al-Qaem, also conducted in September 2012. A total of 589 children were surveyed. The results showed normal to low rates for wasting, stunting, underweight and overweight: the rates were 4.8%, 15.1%, 7.6% and 4.1% respectively (using WHO standards as reference). Boys were more likely to be malnourished than girls. Young children, less than one year old were more wasted and underweight than older children. (MoH-Nutrition Research Institute and UNICEF (2012) Rapid Nutritional Assessment for Children (6-59) Months of Age in Syrian Refuge Families in Al-Anbar Governorate/Al-Qaem District, 3-7 September 2012.)

- **Public health situation and access to health services** - The MoH, local authorities and NGOs with support from UNICEF are providing health services and immunizations to refugees in camps and host communities.

-*Services in Al-Qaem* - In 2012 a health clinic was established in Al-Qaem camp by the Islamic Relief –INGO. The clinic staff includes male and female doctors, OB-GYN specialist, nurses (some of who are camp recruits). There is also a pharmacist among the paramedical staff. One doctor is available for 24 hours. The caseload is around 40-50 patients a day. Referral to secondary care is performed by the doctors in the camp clinic. Two ambulance vehicles are provided by the local health authorities for the transportation of patients to Al-Qaem hospital (the nearest hospital) for secondary care, and to Al-Ramadi hospital (at 254 km) for more specialized care. (UN and WHO, 2012)

-*Services in Kurdish areas* – The camp health center is run by the Kurdish Regional Government and MSF, 24 hours a day, and has an ambulance for emergencies. However, as of September 2012 there was no gynecological specialist on staff.

-An issue in northern governorates was that initially refugees, particularly women, were not aware of the range of free health services available through the Ministry of Health (MoH) hospitals and primary health care centers (PHCCs). The unfortunate result is that they attended expensive private clinics and purchased medications directly from private pharmacies. In addition, those who did seek assistance in publicly operated health facilities were asked to certify their right to free access with a letter from the *mukhtar* (area representative) (Kurdistan Regional Government, UN and NGOs (2012) ‘Joint rapid assessment of Syrians in the Kurdish region’, July 2012).

*Private health care costs* - The consensus across focus groups in the Kurdish areas was that all aspects of private health care were unaffordable. Costs were found to be prohibitive on a range of services, including consultations, surgery, medications, laboratory exams and transportation (Kurdistan Regional Government, UN and NGOs (2012) ‘Joint rapid assessment of Syrians in the Kurdish region’, July 2012.)

## Syrian refugees and food insecurity in Iraq, Jordan and Turkey: Secondary Literature and Data Desk Review

- **Immunizations** – In Al-Qaem camp, immunizations are the responsibility of the local health authorities and MOH with support from UNICEF conducted a vaccination campaign in the camp in 2012 (UN (2012) Interagency Multisectoral Rapid Joint Assessment Mission Report, Al-Qaem [Camp]).

-In the northern governorates refugees, minimal knowledge of free health services available deterred some parents from utilizing free vaccinations for children under five. Another problem was that many parents fled Syria without possession of their children's vaccination cards, and therefore some health providers refused to vaccinate their children. Others could not understand the names of the vaccines listed on the Iraqi vaccination cards, which made it difficult to determine which vaccines their children needed. The Regional Government conducted a vaccination campaign in the Camp (Kurdistan Regional Government, UN and NGOs (2012) 'Joint rapid assessment of Syrians in the Kurdish region', July 2012).

- **Diseases and outbreaks** – A multi-agency assessment of the Al-Qaem camp showed the predominant diseases were urinary tract infection, gastro-intestinal complaints, trichomonas vaginalis and gonorrhea. There were no records of tuberculosis, malaria, HIV/AIDS or any other communicable diseases (UN and WHO, 2012).

In Domiz Camp, the Kurdish Regional Government conducted a nutrition rapid assessment in June 2012. Bottled feeding was prevalent with a high level of diarrhea cases, which the assessment team concluded was probably linked to poor water quality. In July, UNHCR upgraded the quality of the water supply which should reduce the number of diarrhea cases.

In Kurdish areas, the main health problems among Syrians were acute conditions followed by chronic diseases. Among the acute needs to be addressed were injuries and exhaustion during transit from Syria to Iraq and the need for stress counseling and reproductive health services. Pediatric care, particularly for children with special needs, was also reported as well as dental and ophthalmic complaints. The chronic illnesses included diabetes and hypertension (Kurdistan Regional Government, UN and NGOs, 2012).

- **Access to safe and sufficient water and hygiene products** – an interagency assessment of Al-Qaem in September 2012 observed that UNICEF in partnership with the IRW and ISHO (Islamic Relief Worldwide and Iraqi Salvation and Humanitarian Organization) had initiated WASH activities. At the moment of the assessment, more than 95 percent of the inhabitants had 24 hours potable water supply. Entire sanitation packages, including mobile WC, showers, septic tanks, washing basins, water tanks and drinking taps were installed and operational (UN and WHO, 2012).

In urban areas in the northern governorates, there is no need for tank water as the supply is adequate (Kurdistan Regional Government, UN and NGOs, 2012).

-As of January 2013, UNICEF and partners were following up with the required maintenance for the water network; maintenance for latrines in both of Al Aim's camps is ongoing. In the newly constructed Camp 3, water network installation is ongoing. The Department of Displaced and Migration (DDM) continues to provide the camps with clean water through eight hired carriers. In addition, MSF hired four tractors for families in transit sites where muddy or narrow roads have made it too difficult for water carriers to reach. WASH construction works are coming to



## Syrian refugees and food insecurity in Iraq, Jordan and Turkey: Secondary Literature and Data Desk Review

completion in February 2013 and are expected to reach 5,000 Syrian refugees (UNHCR, Syria Situation Bi-Monthly, and January 2013).

-In January 2013, UNICEF, UNHCR and the Department of Displacement and Migration (DDM), finalized the construction of three storage tanks and water networks in Domiz camp. UNICEF reports that approximately 4,350 refugees have access to safe water through the water network, while the remainder of the population in transit areas receives safe water through trucking by the local authorities. Seven water storage tanks, 399 latrines and bathing spaces, 392 clothes washing slabs, and 142 soak away pits for drainage have been constructed. Ongoing WASH activities at Domiz include the connection of water storage tanks to the network, and construction of twelve water valve chambers and seven clothes washing slabs (UNHCR, Syria Situation Bi-Monthly, and January 2013).

- **GAPS** – No recent reports indicating whether or not the recommendations in the 2012 interagency rapid assessment reports have been implemented in camps. For example: **1)** emergency care capacity (to treat trauma cases; **2)** camp hygiene, especially solid waste disposal; **3)** infection control measures; and public health knowledge of the health staff; **4)** initiate health access awareness raising strategies for refugees.

-No evidence of nutritional screening or surveillance in place, although WFP Iraq Country Office has informed that the MoH will establish a nutrition unit in Domiz camp to screen children for malnutrition (WFP Food and Nutrition sector group meeting minutes, 16 January 2013).

- The information on nutrition comes from rapid assessments. No nutritional survey has been conducted, however, the Iraq Country Office confirmed that the MoH with the support of UNICEF (and eventually WFP) is planning a nutrition survey.

### Impact and Response

- **International need estimates** – In the UNHCR Syria Regional Response Plan - January to June 2013, the goal for Iraq is to reach 90,000 beneficiaries at a cost of USD 86 million. The UNHCR is coordinating this response with 12 UN agencies, 34 international NGOs and nine local partners. The WFP plans to reach 143,631 beneficiaries with food rations, vouchers and new arrival kits.

*-The UNHCR Regional Response Plan, June 2013 refugee population projections and financial requirements per country.*

**Table 21:** The UNHCR Regional Response Plan, June 2013

	Refugee Projections	Financial Requirements (USD) in million
Jordan	300.000	\$495
Lebanon	300,000	\$267
Turkey	380,000	\$158
Iraq	90,000	\$86
Egypt	30,000	\$14
TOTAL	1,100,000	\$1.04 billion

Source: <http://data.unhcr.org/syrianrefugees>



## Syrian refugees and food insecurity in Iraq, Jordan and Turkey: Secondary Literature and Data Desk Review

- **Interventions** - The interagency assessments held in 2012 strongly recommended that the international community assist local authorities in expanding the Public Distribution System (PDS) to include refugees from Syria and cash assistance and/or WFP food basket programmes for host families and refugees should be explored (UN and WHO, 2012).

*-Government assistance-* Upon arrival, refugee families at Al-Qaem reported receiving cash assistance of IQD 100,000 (USD 86.00) from the local communities and additional IQD 400,000 (USD 344.00) from MoDM. The expectation of the refugees is that MoDM will distribute government allowance on a monthly basis. This money is to be used for purchasing vegetables, fruits and cigarettes. An Interagency Rapid Assessment in 2012 indicated that most of them had already spent the money by the time the assessment (UN Interagency Multisectoral Rapid Joint Assessment Mission Report, Al-Qaem Camp, 2012).

-The Public Distribution System offers a safety net to Iraqi citizens. Syrians who arrived prior to the current conflict also possess PDS ration cards and benefit from this service. In 2012, the UNHCR held discussions with the government about including the recent Syrian refugees into the national safety net program, to ensure that future food needs of these families would be met. As of January 2013, The MoDM distributed four million Iraqi Dinar grant to Iraqi returnees in the governorates, reaching 3,123 households (50%) of the registered returnees with four million IQD grants (Kurdistan Regional Government, UN and NGOs, 2012 and UNHCR Sitrep, January 9-22, 2013).

*-WFP and UNHCR cash and voucher assistance to date-* In October 2012, WFP signed a Field Level Agreement with Islamic Relief Worldwide Iraq for the implementation of a value-based voucher programme, to support 10 -15,000 Syrian refugees in the Kurdistan Region (WFP Sitrep, 14-20 October 2012). Food voucher cycles in Domiz began in November/December 2012.

-In January, at Al-Qaem, UNHCR was effective in distributing a cash allowance for complementary food supplements after refugees demonstrated against a MoDM food distribution shortage.

(Syria Situation Bi-Monthly updates No. 34 9 - 22 January 2013)

- **Motives for preferring cash and vouchers** – Two assessments offered sound arguments for pursuing cash and voucher modalities for refugees in Iraq.
  - In June 2012, the WFP Iraq Country Office conducted a voucher transfer feasibility study in Erbil and Dohuk districts hosting Syrian nationals in Kurdistan Region of Northern Iraq. The findings were positive:
    1. Kurdistan Region of Iraq has a very vibrant trade with neighboring Turkey and Iran and the markets are well developed and stocked with goods including food commodities.
    2. The road infrastructure is also developed throughout Kurdistan Region and all communities hosting the refugees have easy access to the cities.
    3. The Kurdistan Regional Government granted Syrians nationals temporary residency permits that allow them free movement between Domiz and Dohuk city by public transport. This gives camp residents the possibility to exchange their food voucher rations easily.

## Syrian refugees and food insecurity in Iraq, Jordan and Turkey: Secondary Literature and Data Desk Review

4. This will increase variety in their food basket in order to prepare meals with more nutritious, micronutrient rich and essential commodities including fruits and vegetables. Moreover, this will provide an opportunity for parents to choose appropriate food for children and special dietary needs.

-An interagency assessment at Al-Qaem in September recommended food vouchers/cash as intervention options. The team concluded the following.

1. No international imports of the food would be required and beneficiaries could exchange and buy commodities of their choice in the local shops.
  2. This programme is expected to have a positive impact on strengthening the local city economy by injecting additional cash (UN and WHO, 2012)
- **School feeding** – UNICEF has supported the establishment of schools in the Domiz camp. A recommendation is to explore school feeding in schools where larger numbers of Syrian children have enrolled (Kurdistan Regional Government, UN and NGOs, 2012).
  - **GAPS** – **1)** Follow-up on WFPs market monitoring system that was established to support the voucher program; **2)** WFP situation reports provide little information on refugee use and preference for voucher intervention modalities as compared to cash assistance and food ration distributions; and **3)** an update on school feeding options in schools that refugees attend.

## Syrian refugees and food insecurity in Iraq, Jordan and Turkey: Secondary Literature and Data Desk Review

### 1.2. JORDAN

#### Availability and Access

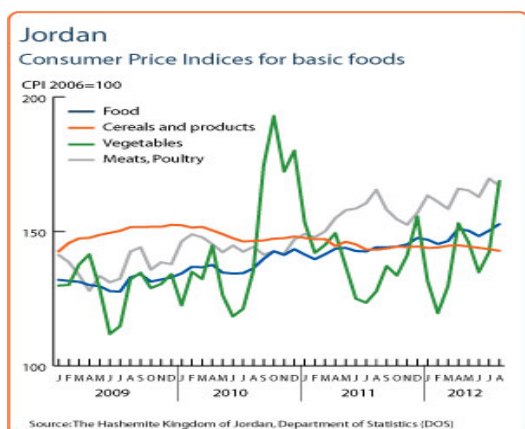
- **Local supermarkets** – comprehensive assessments conducted in the first half of 2012 indicated that there is sufficient food available in Jordanian markets. Notably, supermarkets near the Syrian border, where refugees have settled, and stock Syrian farm produce. The majority of Syrians live in urban areas (95% according to one assessment), where they can access the assortment of food items available in urban markets. However, access could be an issue if the increased demand posed by refugees has an inflationary effect on prices (Government of Jordan, JHCO, UN, July 2012 and ACTED, and June-July 2012).

-A recent nutrition assessment showed that almost one half of food acquired amongst refugees comes from external assistance (45% of the food sources for Syrian refugees' families in host communities and 43% for Syrian refugees' families in Za'atri camp (UNICEF and WFP, 2012).

-In camps, an informal market developed over time; it supplies both food and cooking implements such as vegetables, bread, stoves and gas bottles. A bakery was established in Za'atri, producing bread with handcrafted baking tools (WFP, Save the Children, Intersos and UNHCR *Rapid assessment on cooking system in Za'atri*, October 2012).

- **Cereal imports** - Jordanian cereal imports are forecasted to drop slightly in 2013, compared to previous years (1.5% compared to 5-year average and 3.5% compared to 2011/12), but the overall import amount remains high. This is supported by substantial cereal reserves. Since 2008 Jordan has amassed wheat stocks (over 716 000 tonnes) and around 297 000 tonnes of barley (Government of Jordan Department of Statistics and FAO/GIEWS Country Cereal Balance Sheets).
- **Prices** - at the end of 2012, the Jordanian retail prices for staple foods were stable after turbulence in the first three quarters of 2012. Yet, prices for basic foods have been increasing since 2009, and this is expected to extend into 2013. So far, refugees have been able to cope with rising prices by obtaining credit from shops, through NGO and charity assistance and international food aid (FAO GIEWS Country Briefs, October 2012; ACTED, July 2012; Un Ponte Per, August, 2012 ).

Figure 5: Jordan Consumer Price Indices for Basic Food



Sources: Government of Jordan, Department of Statistics and FAO GIEWS Country Briefs October 2012

## Syrian refugees and food insecurity in Iraq, Jordan and Turkey: Secondary Literature and Data Desk Review

- **GAPS** – Several information gaps emerged in relation to food availability and access, mainly concerning price data: **1)** Recent monitoring reports indicating the prices and availability of selected food products (cereals and cereal products, meat, fruits and vegetables), that are independent from information coming from the government's monitoring system. Will need to be revisited through informal discussions at supermarkets and with traders; **2)** the most recent independent market survey was conducted in June and July 2012 by ACTED Jordan. This only covered Irbid and Ramtha; **3)** FAO GIEWS price data for Jordan are updated every quarter, but that is not sub-national. The analysis of import requirements in the FAO GIEWS Country Brief provides only a short commentary on the Government's appeal last year (USD 700m for 180k refugees) in response to the refugee situation; according to the Brief, the appeal was not for food, rather to help fund a second refugee camp and provide healthcare to the displaced people; and **4)** awaiting the findings from a recent WFP assessments of supply chains in markets surrounding Al Za'atri and Zarqa refugee camps and a voucher survey.

### Food distribution

- **Timeliness and regularity of deliveries** - WFP food and voucher distributions have been carried out in regular monthly (every 2-week for vouchers) cycles since October 2012. WFP and partner SCF provide welcome meals to new arrivals in Al Za'atri camp. Distributions also went to patients at the French and Moroccan health clinics in the camp, in King Abdullah Park and in Cyber City. In December 2012, WFP stopped the distribution of hot meals and started dry rations, while UNHCR gave complementary foods, providing nearly 2,400 kilocalories per person on a daily basis in the Al Za'atri camp (WFP Sitreps, November, December 2012 and January 2013).

-WFP began its first food distribution cycle of 2013 on 5 January in Al-Za'atri camp, during which it expects to reach 45,251 beneficiaries. WFP began the January voucher cycle (now on monthly cycles) on 2 January by distributing vouchers to beneficiaries living in communities in Jordan; this cycle is expected to reach 69,121 beneficiaries (UNHCR Sitrep Jan 17)

- **Monitoring quantity and quality** - The WFP Post Distribution Monitoring (PDM) for dry rations and voucher distributions has been useful for gauging the quality and quantity of distributions and to offset any specific operational issues. As an example, in January, following a reassessment of needs, the amount of bread distributed was increased from 10mt to 11.5mt per day to adjust to the influx of beneficiaries (WFP Sitreps, November, December 2012 and January 2013).

-There are a number of WFP/UNHCR cooperating partners to assist in ensuring smooth and efficient food and voucher distributions: Islamic Relief, Human Relief Foundation (HRF), Save the Children, Jordanian Hashemite Charity Organization (JHCO) and community based organizations (CBOs) in Mafrq and Irbid.

- **Non-food items (NFI)** - The National Red Crescent society (NRC) is responsible for distributing basic NFI kits to new arrivals in Al-Za'atri camp. During the winter they have also been distributing blankets, heaters and gas bottles and gas bottle refills. In January, Lutheran World Federation also supported the effort by providing winter clothing for distribution in Al-Za'atri (Jordan UNHCR Sitrep Jan 17)

-UNICEF/THW delivers water by truck to Al-Za'atri camp; they also control water quality.

## Syrian refugees and food insecurity in Iraq, Jordan and Turkey: Secondary Literature and Data Desk Review

-In urban areas, CARE provided winter items to almost 4000 Syrian and Jordanian families (UNHCR Sitrep Jan 17).

- **Refugees in host communities** - families registered with UNHCR receive “Food Vouchers” and they use them to get food.
- **Food stocks** - roughly fifty-four percent of refugee households in host communities have some food stocks (69.6 percent of households in Za’atri) that are estimated to last from four to seven days. The majority of the families in Za’atri camp have stocks which could last from fifteen to thirty days (UNICEF and WFP Jordan, 2013. ‘Inter-agency Nutrition Assessment of Syrian refugees in Jordan host communities and Za’atri camp’, October and November 2012)
- **GAPS** – There does not appear to be any recent rapid review of systems, especially the coordination of partners, which regularly *monitor beneficiary food stocks* alongside the usual evaluations of the quantity, quality and satisfaction with food distributed.
  - Follow-up on the construction and operations in the new camp in Zarqa.

### Food Access and Utilization

- **Food Consumption Score (FCS) and number of meals per day** – An analysis of FCSs suggested that the majority of refugees were consuming sufficiently diverse foods as to afford them a diet balanced in nutritional content. FCSs among refugees in Za’atri camp (81.9 percent with *acceptable* food consumption) were slightly better than in host communities (77 with percent *acceptable* food consumption). Among refugees in host communities, 91% of the families have had two meals or more per day while among those in Za’atri camp, the proportion that had two meals or more per day was more than 97%. (UNICEF and WFP Jordan, 2013).
- **Cooking arrangements** - Most non-camp Syrians reside in low cost urban dwellings or live with host families. Facilities for storing, cooking and preserving food are often absent or of low quality. This has had an impact on food utilization. Families report a significant change in food consumption to adjust to inadequate cooking and storing arrangements. They regularly omit meat, chicken and fish from their diets. In addition, fruits and milk for children is limited due to the high cost. These modified diets may provide the caloric requirements but would have long term impacts unless supplemented with adequate micro-nutrients (Government of Jordan, JHCO, UN (2012) Need Assessment of Displaced Syrians in Jordan)
  - Cooking systems came into place in Za’atri camp in October 2012, after which, seventy-four percent of families had a means of preparing hot meals and sixty-six percent of the families reported they are using stoves. Some families were sharing facilities with others. The families refuel gas bottles from inside and outside the camp, often at double the market price. Most of families used dry rations and complimentary food packages distributed by WFP and UNHCR, and vegetables purchased the informal markets inside the camp. (WFP, Save the Children, Intersos and UNHCR (2012) *Rapid assessment on cooking system in Za’atri*, October 2012).
- **Adequacy and use of refugee food basket** - WFP started the distribution of dry rations and bread in Al-Za’atri camp in mid-October 2012. The WFP two-week ration consists of: bulgur wheat, lentils, rice, sugar, salt and vegetable oil. Each beneficiary receives a ration of four pieces of bread per day. WFP distributes welcome packages to all new arrivals at Al-Za’atri camp. Prior to

## Syrian refugees and food insecurity in Iraq, Jordan and Turkey: Secondary Literature and Data Desk Review

that(April, July to October 2012), WFP and its partners Takiyet Um Ali, Save the Children and Human Relief Foundation, provided hot meals, reaching more than 30,000 refugees and serving up to two meals per day (WFP Jordan, 2012, <http://www.wfp.org/countries/jordan/operations>)

- **Use of fresh fruit and vegetables** - Families in the range of poor (1.7 percent-camp, 3.2 percent – urban) and borderline food consumption (16.4-camp, 19.8 –urban) are likely those who regularly need to complement their meals with fresh food and other food items. This was 32 percent of the respondents in one assessment. Many urban refugees in host families also reported limiting fruits and milk for children because of high costs (UNICEF and WFP Jordan, 2013; Government of Jordan, JHCO, UN, 2012)

-A significant proportion of refugees are consuming canned foods. Among the refugees in host communities, 75.5% of the families consume canned food and more than 90% of families consume this canned food in Za’atri camp. More than 50% of Syrian families in Jordan consume canned food 2 or 3 days per week and in Za’atri camp, 21% of families consume canned food almost every day (UNICEF and WFP Jordan, 2013).

- **GAPS** – No recent reports indicating a system in place collecting FCS data in camps and host communities to document improvements in consumption compared to the inter-agency assessment conducted in the Spring 2012 and the UNICEF and WFP Nutrition Survey in October/November 2012.

-Virtually no FCS information is available for non-registered refugees.

-It is not clear what systems are in place for regularly evaluating the adequacy of the cooking arrangements established in October 2012.

### Livelihoods, coping strategies and self-reliance

- **Coping mechanisms** – According to the UNICEF/WFP Nutrition survey, October and November 2012, households adopt a wide range of coping strategies in efforts to cover their food gaps when faced with acute food decline. The survey findings showed that more families (77%) in the host communities use at least one coping strategy to cover their food gaps than families in Za’atri camp (67%) (UNICEF and WFP Jordan, 2013).

-The difference may be attributed to the high rate of using credit in host communities. However, a more worrying finding is that some adults are restricting their consumption in Za’atri camp. Another coping mechanism among participants in general food distribution was to avoid going to the doctor to save money, and to use the available cash to buy food (Government of Jordan, JHCO, UN, 2012).

#### Top five coping mechanisms

1. Selling Assets
2. Reducing amount and frequency of meals or type of foods
3. Avoiding getting needed medical treatment due to lack of money
4. Debts
5. Stopped sending children to school

(Source: Joint Assessment Government of Jordan, JHCO, UN, May2012)



## Syrian refugees and food insecurity in Iraq, Jordan and Turkey: Secondary Literature and Data Desk Review

- **Access to employment** - Accessing the job market is difficult for Syrian refugees, even though Syrian employees are considered much cheaper than Jordanians. The issue is largely associated with high unemployment throughout Jordan (13%) and the cost of obtaining work permits. These issues have had an impact on the ability to purchase sufficient food.
  - **Employment type** - Among refugees in Amman, Ramtha, Irbid, Zarqa and Mafraq, the primary sources of income in Syria were manual daily labor, farming and private and public sector employment. Similar work was found in Jordan. A study of refugees in Irbid and Ramtha showed that only 18% of Jordanian employers had hired Syrians, and these jobs are mainly unskilled posts in bakeries, cafes and restaurants. In another study of refugees in the same towns, only 6.75% of the survey respondents said they had a job, while another 8% said one or more members of their households were employed. The work is mainly in construction/maintenance, food service and retail sectors. (Government of Jordan, JHCO, UN, 2012; ACTED, July 2012; Un Ponte Per, August 2012). The few Syrian refugees who work do so illegally and are underpaid. They may earn 5 JOD per day or less. Many are unable to afford the cost of work permits for jobs that are open to them (Government of Jordan, JHCO, UN, 2012). Syrian refugees will not report employment exploitation to authorities for fear of reprisals as they are illegal workers.
  - These employment issues were also reflected in the findings of a UNHCR Participatory assessment of Persons of Concern (POCs), December 2012.
  - **Child labor and early marriage** of female children appear to be common coping strategies among refugees, with potentially harmful results in the medium and long terms.
- **Top five expenditures among refugees** (four out of five governments subsidized) - Key informants in Amman and Ramtha confirmed that Syrians of all age groups do not have savings, and most Syrians are in debt. The main expenditures are the following.
  - 1- House rent
  - 2- Water and electricity bills
  - 3- Food
  - 4- Health
  - 5- Education and transport (same level)(Source: Government of Jordan, JHCO, UN (2012) *Need Assessment of Displaced Syrians in Jordan*)

**GAPS – 1)** No evidence of a monitoring system to follow-up on recommendations calling for an increase in access to information on refugee employment rights and procedures for obtaining work permits; **2)** It is difficult to assess the purchasing power from existing reports and assessments; the refugee wage data is absent; **3)** and more information needed on coping mechanisms of the refugees who are not registered both in camps and host communities

### Nutritional status and health

- **Nutrition surveys** - The UNICEF-WFP- led inter-agency nutritional survey (October and November 2012) of the Za'atri camp and registered refugees in host communities, recommends nutritional status monitoring in both host communities and camps. Emphasis must be given to children aged 6-59 months, and children with either severe or moderate acute malnutrition should be treated.

## Syrian refugees and food insecurity in Iraq, Jordan and Turkey: Secondary Literature and Data Desk Review

The findings of the two surveyed sites (camp and host communities) showed that children 6-59 months in Za'atri camp had slightly higher rates of acute malnutrition than children 6-59 months who lived in host communities (5.6% vs. 4.6%). The prevalence of stunting and underweight among children 6-59 months are within acceptable levels as per WHO classification (UNICEF and WFP Jordan, 2013).

-This confirms the results of a rapid MUAC assessment of children ages 6 to 59 months in the Za'atri camp, conducted in September 2012. The MUAC assessment indicated "the presence of malnourished children in the camp and the presence of risk factors predisposing children and the population in general to malnutrition". Although the cases of malnutrition were not considered high, the report recommended therapeutic treatment for malnourished children. Nearly seven percent fell between 12.5cm and 13.4cm and therefore showed the risk of mild acute malnutrition (UNICEF, September 2012)

-Importantly, the October-November survey showed that the prevalence of stunting and underweight, among Syrian refugees in Za'atri camp were higher than the prevalence of stunting and underweight in Syrian refugees living in Jordan host communities. This was also true for severe malnutrition rates detected from MUAC measurements of women 15-49 years. The rates of severe malnourishment in Za'atri were 1.1% (MUAC < 21 cm), while in host communities the rates were 0.9% severely malnourished (MUAC < 21 cm). The moderate malnutrition rates were similar in both settings: Za'atri camp - 6.1% malnourished (MUAC < 23 cm) and host communities - 6.3% malnourished (MUAC < 23 cm).

- A key recommendation of the 2012 survey was for immediate, medium and long-term nutritional monitoring and surveillance and capacity strengthening in the Ministry of Health with a greater role to be played by the Nutrition Working Group NWG.

- **Public health situation and access to health services** - In general, Syrian refugees in Jordan will have access to a health system with more government resources allocated to health than in their own country. According to the latest figures, the Jordanian government spends 18.6% of its budget on health and this is 8% of their GDP. In Syria that is only 5.6 % and 3.4%, respectively. The number of health personnel for every 10,000 persons is also above the regional average.<sup>84</sup>

-The UNICEF-WFP nutrition survey in October and November 2012 showed that more than 75% (79.2%) of Syrian refugees in host communities had access to free health services (Public Health facilities – MoH or NGO Clinic) while more than 90% of families in Za'atri camp had access to the free health services. For the Za'atri camp, there were no public health facilities managed by MoH, however the NGO JHAS in partnership with UNHCR operated a clinic which was associated with the Ministry of Health.

- **Immunizations** - Both camp and non-camp refugees appear to have access to UNICEF/Ministry of Education and other government immunization campaigns that will support the implementation of nutritional interventions recommended by the October-November 2012 Nutrition survey.
  - By December 2012, 8,432 children (six months to 15 years) had received vaccinations under a

---

<sup>84</sup> WHO (2010) DATA and STATISTICS ( <http://www.who.int/gho/countries/jor/en/>)



## Syrian refugees and food insecurity in Iraq, Jordan and Turkey: Secondary Literature and Data Desk Review

Measles, Polio and Vitamin A Campaign in Za'atri camp (between 26th September and early December 2012). In host communities, UNICEF/MOH vaccinated 124,386 children under the age of five against measles, under the vaccination campaign which began on 27 November (UNICEF Sitrep, December 2012).

- Polio immunizations reached the majority of children in both Za'atri and host communities--over 92% for the 1st dose of OPV, over 80% for 2nd dose of OPV and about 70% for 3rd dose of OPV. Coverage for measles was higher in Za'atri camp.

- **Diseases and outbreaks** – Among children, diarrhea and acute respiratory infections were the most immediate illnesses reported. Among adults, there majority if the illnesses reported were chronic illnesses, such as diabetes, hypertension, and cardiac problems. Refugees attributed the immediate illnesses to the transit process and camp conditions, while many said that chronic illnesses were aggravated by displacement in general (Government of Jordan, JHCO, and UN 2012).
- **Access to sufficient water and hygiene products** – In the host communities, 81% of Syrian families had access to sufficient water, and 94% in Za'atri camp. In host communities, 54% of families reported “Buying Water” as a main water problem while in Za'atri camp, 41% of families did not have any water problem.  
-In host communities, 27.5 percent of families reported that they did not have “Soap and/or Hygienic products”. This was 65 percent in Za'atri camp (UNICEF and WFP Jordan, 2013).
- **GAPS** –No recent reports indicating a follow-up on recommendations in previous studies, i.e., to initiate health access awareness raising strategies for refugees.

### Impact and Response

- **How much is it costing Jordan?** - Syrian refugees are having an impact on the economy, food supply, resources, and security measures in Jordan. Food, water, electricity, road maintenance, and energy have been affected with a cost, according to an inter-agency assessment in 2012. The housing market in host communities are experiencing escalating rental prices, while there is growing competition for limited job opportunities.  
-Last year, the Government of Jordan (Government of Jordan) estimated it would cost about USD 347.5 million to meet the needs of over 120,000 Syrians. Out of this amount, USD 123 million would be needed annually to cover the increasing demand on basic services, and USD 46 million would come in the form of subsidies. An additional USD 178.4 million to cover capital expenditures was estimated for the long term (Government of Jordan, JHCO, UN, 2012 p34). In total that is USD 553.9 million. In addition, the government appealed for USD 700 million for 180 000 to fund the construction of a second camp and for refugee health care.
- **International estimates of needs** – The UNHCR published a new Syria Regional Response Plan - January to June 2013, aimed at reaching 300,000 refugees in Jordan at a cost of USD 495 million. The WFP plans to reach 143,631 beneficiaries with food rations, vouchers and new arrival kits.

## Syrian refugees and food insecurity in Iraq, Jordan and Turkey: Secondary Literature and Data Desk Review

- **Interventions** - A December 2012 UNHCR study clearly demonstrated a preference for cash assistance among refugees in host communities?<sup>85</sup> In other assessments, food vouchers were also appreciated and thought vital for household access to food. UNHCR delivers the cash assistance through a partnership with the Cairo Amman Bank (CAB) (UNHCR, December 2012; WFP Sitreps, November-December 2012).
- **Motives for preferring cash and vouchers** – The assessments of the refugee situation in 2012 explored, to varying extents, the different assistance modalities. The findings point toward the following justifications for investing in cash and voucher assistance.
  1. Both modalities offer flexibility and choice, and in the case of cash, some sense of dignity compared to dry food ration distributions;
  2. Local charity is being exhausted by the large number of Syrians;
  3. Some Syrians sell their food parcels, as the content does not match their diet and to secure cash;
  4. Syrians need to complement their meals with fresh food and other food items not included in the dry-rations; and
  5. Food assistance, including charity food constituted 45% of the food sources for Syrian refugees' families in host communities and 47% for Syrian refugees' families in Za'atri camp  
(Sources: UNICEF and WFP Jordan, 2013; UNHCR, December 2012; Government of Jordan, JHCO, UN 2012)
- **Use of Vouchers** - Among refugees in host communities, families registered with UNHCR use food vouchers. WFP is providing voucher assistance to refugees living in local communities and in Cyber City and King Abdullah Park transit centers. They receive a monthly food voucher for family member, with a value of US \$ 31. The programme is to be expanded to reach 250,000 by June 2013. The food vouchers can be redeemed against a list of items including fresh produce such as dairy products, meat, chicken, fish, fruit and vegetables, which are not, included in conventional food rations. In Za'atri camp, WFP plans to phase out direct food assistance replacing it with vouchers by June 2013 (WFP Jordan, 2012, <http://www.wfp.org/countries/jordan/operations>) and is also considering electronic cash transfer.
- **School feeding** - Assessments last year showed that school enrollments among refugees, particularly at secondary school levels, were low. There were many reasons: cost, awareness, perceived difficulty of curriculum compared to Syria, high illiteracy rate among refugees, date of arrival in Jordan was near the end of school term, and the need for child labor (Government of Jordan, JHCO, UN 2012). Whatever the cause, school feeding interventions in host communities will fail to reach refugee beneficiaries if enrollment rates are not addressed.
- **GAPS** – A review of the adequacy of WFP and UNHCR programme monitoring, data collection, analysis, and reporting. A follow-up on NGO recommendations to investigate effective and transparent food distribution (camp and urban centers) and to avoid 'humiliating' distribution mechanisms. Urban refugees felt uncomfortable about distributions occurring in the street in front of neighbors.

---

<sup>85</sup> UNHCR (2012) Implications of cash and voucher transfers on beneficiary protection, gender relations and social dynamics. Case study of UNHCR cash transfers in Jordan.

## Syrian refugees and food insecurity in Iraq, Jordan and Turkey: Secondary Literature and Data Desk Review

### 1.3. TURKEY

#### Distributions and Interventions

Overall camp management is the responsibility of the local governorates with service management the responsibility of AFAD. The government's district level administrative departments (Education, Interior, Health) and the Turkish Red Crescent (Kızılay) are present in all camps and are responsible for accommodation (tent installation, and allocation), health, psycho-social support, education, food and non-food item distribution (WFP Voucher Survey report, August 2012), and other assistance etc. Some assistance is provided by the UN to support the Government.

The UNHCR reports that there are a total of 17 camps accommodating Syrians is 17 camps including 3 container sites. Two of these are new camp-sites, in Adana, and in Nizip (a container site with 5,000 capacity). The current capacity of the 17 camps is approximately 185,000 persons. Reportedly another 3-4 more camp sites are under construction which are planned to accommodate up to 35-40,000 more people (UNHCR Turkey Syrian Daily Sitrep, 12 February 2013)

- **Food Assistance** - Since Syrians first arrived in 2011, the government has provided hot meals and dry rations to those living in camps, with differing modalities and level of assistance provided between camps. In July 2012, the government introduced an e-voucher card system in Kilis camp.

-As of December 2012, WFP and TRC have provided assistance through an Electronic Food Card programme (an e-voucher modality of assistance) to 21,600 Syrians in five camps (one in Kilis and four in Hatay). On request of the Turkish government, WFP and TRC are planning on scaling up assistance to reach 100,000 beneficiaries by June 2013.

**Table 22:** Beneficiaries Reached in Turkey, October to December 2012

Beneficiaries Reached in Turkey, October to December 2012	
October	12,223
November	21,770
December	21,601

**Source:** WFP's Response Inside Syria and in Neighboring Countries: Jordan, Lebanon, Turkey, Iraq and Egypt, Situation Report # 33, 16-22 December 2012

- **Government food basket** – According to a WFP report, the hot meals and food parcels are highly diversified and exceed the internationally agreed minimum energy supply standards of 2100 calories. In addition to cooked meals and food parcels, families with infants receive baby feeding formula and there are no restrictions on the volume or quantity a family can request (WFP Voucher Survey report, August 2012).
- **Cooking arrangements** - The August 2012 WFP Voucher feasibility assessment reported indicated that cooking facilities were available only in camps located in Hatay province and in the Oncupinar (Kilis) container city. The Government supplies electricity and gas bottles for cooking free of charge. There are also adequate measures for fire control in these camps. However, the camps receiving cooked meals had neither safe cooking / kitchen facilities nor did the camps' site planning allow the establishment of individual kitchens due to the limited space available between tents.

## Syrian refugees and food insecurity in Iraq, Jordan and Turkey: Secondary Literature and Data Desk Review

**-Monitoring** WFP Turkey initiated an enhanced monitoring system from the beginning of January which is facilitated by the launch of the regional Monitoring and Evaluation database.

- **Non-food items**, including WATSAN are being provided by the government with UNHCR, the Turkish Red Crescent and the International Organization of Migration.

-Between June and December 2012, the IOM distributed a variety of items including bed linen, beds, mattresses, container showers, WCs and kitchen sets in five camps. The NFIs reported reached approximately 40,000 Syrians. (IOM (2012) Regional Response to the Syria Crisis, 27 December 2012)

-The government equips the camps with pre-schools, primary and secondary schools where education is provided in the Arabic language. In addition, vocational training courses are provided to women and men (WFP Voucher Survey report, August 2012).

### Health

- **Access** - An inter-agency health needs assessment mission in December 2012, found that all Syrian refugees in both the camps and host communities were granted free access to health services and treatments.

-Moreover, primary emergency and curative services are provided directly in the camps through health centers and field hospitals, and therefore, the most immediate health issues are being addressed. It is assumed that refugees in host communities also receive more than adequate health care, as the level of health care services in Turkey is generally high and the services accessible and offered free of charge to Syrian refugees are of equally high standard (UN and WHO (2012) United Inter-Agency Health Needs Assessment Mission, southern Turkey, 4-5 December 2012 –internally released findings).

- **GAPS – 1)** Assessments reporting on food security conditions for non-camp refugees and urban areas.

## Syrian refugees and food insecurity in Iraq, Jordan and Turkey: Secondary Literature and Data Desk Review

### 2.0. Gaps

Despite differences in national human and economic resource capacities to address the needs of Syrian refugees, when the information relating to refugee food security was examined, it became evident that the most urgent issues to be investigated were similar across the three countries.

#### Key information gaps

	Iraq	Jordan	Turkey <sup>86</sup>
<b>Food Availability</b>	<ul style="list-style-type: none"> <li>-Price monitoring limited to a few areas in the north only</li> <li>- WFP's response in Jordan, Lebanon, Turkey and Iraq, WFP Sitreps, November and December 2012) made reference to the Al-Qaem price monitoring. The Sitreps tell us that price monitoring was to be done in Al-Qaem in December / January; however no reports on this were available for the SDA.</li> </ul>	<ul style="list-style-type: none"> <li>-Outdated market survey</li> <li>- Recent price monitoring reports needed as an alternative to government price reports</li> <li>-No supply chain and voucher survey reports</li> </ul>	<ul style="list-style-type: none"> <li>- WFP considers the food assistance provided by the government in camps to be beyond sufficient</li> <li>(Quantity and especially quality). This was assessed during an August mission to camps, but there is no publicly published documentation on this.</li> </ul>
<b>Food Access</b>	<ul style="list-style-type: none"> <li>-The Joint Needs Assessment in 2012 did not provide sufficient data for constructing food security profiles; -awaiting findings from the WFP/HCR household survey(launched in Dec 2012) that could help with profiling.</li> <li>-No Food Consumption Score information that could help establishes food severity levels, food consumption and dietary diversity. The December 2012 WFP/HCR food security household survey might assist.</li> </ul>	<ul style="list-style-type: none"> <li>-It would be useful to see (or compile) a refugee food security profile using the Joint Needs Assessment and Nutrition Survey data</li> <li>-No FCS information is available for non-registered refugees.</li> <li>- No recent reports indicating a system in place collecting FCS data in camps and host communities to document improvements in consumption compared to the inter-agency assessment conducted in the Spring 2012 and the UNICEF</li> </ul>	<ul style="list-style-type: none"> <li>- There has been no assessment of vulnerability amongst Syrians living outside of camps to assess individual household access to food.</li> </ul>

<sup>86</sup> The documents available for review were limited to the statistics on refugee numbers and distributions provided on the UNHCR Syrian Regional Response web information portal and from WFP Sitreps. Only a field visit with discussions with local authorities and camp managers could capture the details required to fully understand the information gaps.

**Syrian refugees and food insecurity in Iraq, Jordan and Turkey: Secondary Literature and Data  
Desk Review**

		<p>and WFP Nutrition Survey in October/November 2012.</p> <p>-It is not clear what systems are in place for regularly evaluating the adequacy of the cooking arrangements established in October 2012.</p>	
<b>Livelihoods and coping</b>	<p>- an updated employment survey would provide better information on the extent and depth of unemployment than what has been provided in assessments so far; information on wages available to refugees would help in understanding purchasing power</p> <p>- no comparative analysis of coping mechanisms to determine the severity of food insecurity</p> <p>-more information needed on coping mechanisms in general.</p>	<p>-It is difficult to assess the purchasing power from existing reports and assessments; the refugee wage data is absent.</p> <p>-no evidence of a monitoring system to follow-up on recommendations on raising awareness on rights to employment and procedures for obtaining work permits</p> <p>- and more information needed on coping mechanisms of the refugees who are not registered both in camps and host communities</p>	<p>-only anecdotal information on livelihood patterns and living conditions among urban-based refugees</p>
<b>Food Assistance and Distribution</b>	<p>-No follow-up on recommendations to introduce income generation schemes</p> <p>- A follow-up report needed on efforts to augment the numbers of refugees benefitting from the PDS system</p> <p>- WFP Sitreps contain little information on the adequacy of the food basket, refugee food stocks and the PDM</p>	<p>- Lacks a recent review of distribution monitoring systems, especially the coordination of partners, to track quality issues alongside quantity.</p> <p>- Recent information needed on the construction and operations in the new camp in Zarqa.</p>	<p>- Analysis and reporting of WFP monitoring findings will enhance knowledge in camps where WFP is operational.</p>
<b>Food Utilization</b>	<p>-No evidence of a coordinated monitoring system to track the adequacy of food preparation facilities and dietary habits especially among urban-based refugees.</p>	<p>-Not clear what systems are in place for regularly evaluating the adequacy of the cooking arrangements established in October 2012.</p>	<p>- No information available on food utilization.</p>
<b>Nutrition and Health</b>	<p>-No evidence of a monitoring/surveillance system to capture the scope and extent of</p>	<p>- No follow-up reports on the recommendations in previous studies (July 2012), i.e., to</p>	<p>-No published Nutrition surveys and monitoring reports</p>

**Syrian refugees and food insecurity in Iraq, Jordan and Turkey: Secondary Literature and Data  
Desk Review**

	malnutrition on a periodic basis - No nutrition survey available;	initiate health access awareness raising strategies for refugees.	-WHO led an interagency and government health assessment at border areas (December 2012), but that did not include a nutrition component and is not publicly released.
<b>Other (Interventions)</b>	-awaiting voucher feasibility assessment for Al-Qaem.  -Lacks a follow-up report on implementation of key recommendations in 2012 interagency assessments. E.g., income generating scheme for women in the Domiz Camp and school feeding as a safety net	- A report evaluating the adequacy of WFP and UNHCR programme monitoring, data collection, analysis, and reporting is needed.  -Lacks a follow-up report on NGO recommendations calling for an investigation of effective and transparent food distribution (camp and urban centers) and to avoid 'humiliating' distribution mechanisms.	
	- a report analyzing the number and rate of refugee returnees and the impact that has on programming.	-A report analyzing the number and rate of refugee returnees and the impact that has on programming.	- a report analyzing the number and rate of refugee returnees and the impact that has on programming.

## **Part III. Conclusions**

### **1.0. Iraq**

Considering the macroeconomic data, Iraq appears to have the economic capacity and enough cereal supply to support refugees in the short-term, with international assistance. However, there are a few challenges to overcome.

One challenge is boosting employment. This will depend on the extent to which the country can address two other related challenges: improving the security environment to encourage international investment and to diversify the economy sufficiently to reduce the national unemployment rate and to absorb new Syrian refugees in the short and medium term. A second gross challenge will be to augment agriculture production, through more investment in the sector. This could lead to both increased cereal and feed supplies internally, while also offering greater employment opportunities for the national population and Syrian refugees. It would also aid in protecting sub-national food prices, as local markets would be less dependent upon international cereal import prices. A final challenge would be to extend assistance to new refugees from Syria (Syrians and Iraqis who are registered), while continuing longstanding support to Palestinian, Iranian and previous Syrian refugees.

#### Main issues facing refugees:

- ✓ Despite the availability of food in Iraq, most refugees are vulnerable and unable to meet their food needs without external assistance.
- ✓ Refugees lack employment opportunities and consequently the personal income to regularly access nutritious and fresh foods. Steady price increases present an additional access constraint.
- ✓ While the general nutrition situation is not alarming, a nutrition monitoring system is required in the camps to monitor the nutrition status as the situation evolves; and the adequacy of food preparation facilities and dietary habits amongst refugees in host communities needs regular observation, especially when it comes to infant and young child feeding.

#### Potential response options that emerge from the review

- ✓ The most viable intervention programme would include cash and/or voucher distributions;
- ✓ Efforts to support income generation schemes, particularly targeting for women
- ✓ Assist with recertification and other needed documentation for skilled refugees
- ✓ Provide temporary rental subsidies for new arrivals and neediest families
- ✓ Expanded school feeding as a safety net where possible
- ✓ Boost refugee inclusion in the Iraq Public Distribution System (for Food Rations and the Safety net system).



## Syrian refugees and food insecurity in Iraq, Jordan and Turkey: Secondary Literature and Data Desk Review

### 2.0. Jordan

Jordan has the social climate and political will to support refugees but at the moment lacks the economic force to sustain them in the medium and long terms.

The situation is similar to that in Iraq: unemployment rates in Jordan are high; the economy has been challenged in recent years by increasing fuel and food prices; and the tourism and foreign business sectors have seen losses due to regional instability and insecurity.

Jordan will require international assistance if it is address the range of issues facing Syrian refugees.

#### Main issues facing refugees:

- ✓ Food is available but not easily accessible to the majority of Syrian refugees without food assistance because they lack the income to purchase sufficient quantities in local markets.
- ✓ Refugee employment opportunities are limited because of the widespread unemployment in Jordan; consequently they cannot afford to purchase the variety of foods that would improve their nutritional status. Steady price increases present an additional access constraint.
- ✓ The general nutrition situation is of concern and requires surveillance and interventions both in camps and among host communities, especially amongst children and PLW. The priority should be to protect children against stunting and micronutrient deficiency.
- ✓ The adequacy of food preparation facilities and dietary habits amongst refugees in host communities needs should be regularly observed.

#### Potential response options that emerge from the review

- ✓ Cash and/or voucher distributions have been widely recommended in previous surveys and has been documented as the modality of choice among Syrian refugees in Jordan
- ✓ Provide temporary rental subsidies for new arrivals and neediest families
- ✓ In strong coordination with the Government, temporary income generation schemes, particularly among young people, should be given top priority
- ✓ Assist with recertification and other needed documentation for skilled refugees
- ✓

### 3.0. Turkey

Turkey has a limited legal framework for providing long-term assistance to refugees who originate from countries outside Europe. Nonetheless, it is able to almost single-handedly assist the 180,000 Syrians that have found protection in Government managed camps and is providing a very high standard of assistance that has received international recognition. Food assistance are supported by TRC and WFP through a wellreceived e-voucher modality of assistance. Little is known about the vulnerability of populations outside of camps. In general, it is considered that families who have chosen to live outside of camps can support their basic needs, however there are growing concerns

## **Syrian refugees and food insecurity in Iraq, Jordan and Turkey: Secondary Literature and Data Desk Review**

that there may be pockets of vulnerable within this population. As the number of Syrians living outside of camps continues to grow this is of increasing concern.

## Syrian refugees and food insecurity in Iraq, Jordan and Turkey: Secondary Literature and Data Desk Review

### Annexes

#### Annex I: Suggestions on information sources for Syria Crisis: Food Security Bulletin

##### IRAQ

Central Bank of Iraq, 2010, available at [http://siteresources.worldbank.org/MENAEXT/Resources/Financial\\_Sector\\_Review\\_English\\_Chapitre2.pdf](http://siteresources.worldbank.org/MENAEXT/Resources/Financial_Sector_Review_English_Chapitre2.pdf) [Accessed January and February 2013]

Central Intelligence Agency (2012) The World Factbook: IRAQ. Washington, DC (/library/publications/the-world-factbook[Accessed in January and February 2013])

FAO (2012) Food Security Indicators, from <http://www.fao.org/economic/ess/ess-fs/ess-fadata/en/> [Accessed January and February 2013]

FAO (2012) Food Security Portal, (<http://www.foodsecurityportal.org/api/countries/fao-calorie-supply-p=> [Accessed January and February 2013])

Institute for Energy Research, 2011, at <http://www.instituteforenergyresearch.org/2011/11/23/iea-review-shows-many-developing-countries-subsidize-fossil-fuel-consumption-creating-artificially-lower-prices/> [Accessed February 2013]

International Federation of Red Cross/Red Crescent Societies, 2010, 'Syria: Population Displaced from Iraq 2010-2011, IFRC Operations Update, 1 January-30 November 2010

International Organisation of Migration (2012) Regional Response to the Syria Crisis, 8 November and 27 December 2012

International Organisation of Migration-Iraq (2012) 'Syria crisis rapid assessment', IOM Special report, 1-14 August 2012

International Organisation of Migration-Iraq (2012): 'Syria Crisis Rapid Assessments', IOM Special report, August –October 2012.

Iraq Ministry of Health-Nutrition Research Institute and UNICEF (2012) Rapid nutritional assessment for children (6-59) months of age in Syrian refugee families in Al Anbar Governorate/Al-Qaim District, 3-7 September 2012.

Kurdistan Regional Government, UN and NGOs (2012) Joint rapid assessment of Syrians in the Kurdish region of Iraq, July 2012

Reuters (2011) 'Iraq lawmakers approve 2011 budget of \$82.6 billion', article by Suadad al-Salhy, 20 February 2011. Viewed at <http://www.reuters.com/article/2011/02/20/us-iraq-budget-idUSTRE71J1SP20110220> [Accessed: January 2013]

Schlein, Lisa, 'UN Ramps Up to Meet Syrian Refugee Needs', article in Voice of America, January 22, 2013, <http://www.voanews.com/content/un-ramps-up-efforts-to-meet-syrian-refugee-needs/1588866.html> [accessed 28 February 2013]

UN and WHO (2012) Interagency Multisectoral Rapid Joint Assessment Mission Report, Al-Qaim [Camp] – Al Anbar Governorate, 2-4 September 2012

UNDP (2011) Human Development Report,

UNHCR (2013) Syria regional refugee response update, Lebanon, Jordan, Turkey, Iraq and Egypt, 17 January 2013

UNHCR (2013) Syria Regional Refugee Response: Information Sharing Portal (<http://data.unhcr.org/syrianrefugees/regional.php> [Accessed in January and February 2013])

UNHCR (2013) Syria Situation Bi-Monthly update No. 34, 9 - 22 January 2013

UNICEF Iraq (2013) Syria Crisis Bi-Weekly Humanitarian Situation Report, 12-25 January 2013

## Syrian refugees and food insecurity in Iraq, Jordan and Turkey: Secondary Literature and Data Desk Review

WFP (2008) Comprehensive food security vulnerability assessment (CFSVA)-Iraq, p75. World Food Program

WFP (2012) WFP's response in Jordan, Lebanon, Turkey and Iraq, WFP Sitreps, October, November and December 2012

WHO (2010) Data and Statistics, at <http://www.who.int/gho/countries/en/index.html> [Accessed February 2013]

World Bank (2011) World Development Indicators

World Bank (2012) World Development Indicators

World Bank Climate Change Knowledge Portal, for the 1990-2009 period, <http://data.worldbank.org/country/jordan> [accessed: 10 February 2013]

World Bank Iraq Poverty Reduction Strategy High Committee(2011) Confronting Poverty in Iraq: Main Findings

World Bank Migration and Remittances Data, available at <http://econ.worldbank.org/WBSITE/EXTERNAL/EXTDEC/EXTDECPROSPPECTS/0,,contentMDK:22759429~pagePK:64165401~piPK:64165026~theSitePK:476883,00.html> (Accessed: January 2013)

World Bank, cited at Index Mundi :<http://www.indexmundi.com/facts/iraq/workers%27-remittances-and-compensation-of-employees>[Accessed: January 2013]

World Bank, Development Economics Prospects Group (DECPG), 2012, data available at <http://siteresources.worldbank.org/EXTPOVERTY/Resources/336991-1311966520397/Food-Price-Watch-November-2012.htm> [Accessed January and February 2013]

### JORDAN

ACTED (2012) 'Market survey report', an assessment of livelihoods related issues for Syrians in northern Jordan, July 2012

CARIM Migration Profile: Jordan- Consortium for Applied Research on International Migration, available at [www.carim.org](http://www.carim.org) [Accessed January 2013]

Chatelard, Geraldine (2002) 'Jordan as a transit country', New Issues in refugee Research, Working Paper no 61, Robert Schumann Centre for Advanced Studies.

FAO GIEWS (2012) 'Country Briefs' Jordan, 16 October 2012, available at <http://www.fao.org/giews/countrybrief/country.jsp?code=JOR> [Accessed January 2013]

World Bank, Development Economics Prospects Group (DECPG), 2012, data available at <http://siteresources.worldbank.org/EXTPOVERTY/Resources/336991-1311966520397/Food-Price-Watch-November-2012.htm> [Accessed January 2013]

FAOSTAT, 2013 ([http://faostat3.fao.org/home/index.html#VISUALIZE\\_BY\\_AREA](http://faostat3.fao.org/home/index.html#VISUALIZE_BY_AREA))

Government of Jordan Department of Statistics in FAO GIEWS Country Briefs: Jordan, October 2012

Government of Jordan, JHCO, UN (2012) Need Assessment of Displaced Syrians in Jordan, June-July 2012

IMF (2012) Jordan: 2012 Article IV Consultation, IMF Country Report No. 12/119

Jordan Department of Statistics, National Household and Income Survey 2010, available at [http://www.dos.gov.jo/dos\\_home\\_e/main/index.htm](http://www.dos.gov.jo/dos_home_e/main/index.htm) [Accessed January and February 2013]

Jordan National Health Accounts, Technical Report (Team: High Health Council General Secretariat, Ministry of Health, Ministry of Finance, Ministry of Planning and International Collaboration, Ministry of Social Development, Royal Medical Services, Jordan University Hospital, King Abdullah University Hospital, Food and Drug Administration, Joint Procurement Department, Department of Statistics, and Private Hospitals Association).

Migration Information Source, 2010, 'Jordan: a Refugee Haven', MPI Country Profiles August 2010 (<http://www.migrationinformation.org/feature/display.cfm?ID=794>)

Schanzer, Jonathan (2002) 'Jordan's War Worries'. Washington Institute, Policy Watch #680, November 22, 2002 (<http://www.washingtoninstitute.org/policy-analysis/view/jordans-war-worries-saddamistan-palestinians-and-islamism-in-the-hashemite->)

## Syrian refugees and food insecurity in Iraq, Jordan and Turkey: Secondary Literature and Data Desk Review

Schlein, Lisa, 'UN Ramps Up to Meet Syrian Refugee Needs', article in Voice of America, January 22, 2013, <http://www.voanews.com/content/un-ramps-up-efforts-to-meet-syrian-refugee-needs/1588866.html> [accessed 28 February 2013])

Un Ponte Per (2012) 'Comprehensive assessment on Syrian refugees residing in the community in northern Jordan', August, 2012.

UNHCR (2012) Implications of cash and voucher transfers on beneficiary protection, gender relations and social dynamics. Case study of UNHCR cash transfers in Jordan, Draft document, December 2012.

UNHCR, 'Number of registered Syrian refugees triples', News Stories, 2 October 2012, <http://www.unhcr.org/506ab7259.html> [Accessed: 28 February])

UNHCR, 'Number of Syrian refugees registered in region tops 500,000 mark', New Stories, 11 December 2012, <http://www.unhcr.org/50c70ca36.html> [Accessed 28 February 2013]

UNHCR (2013) 'Syria regional refugee response', Information sharing portal, 7 February 2013 (<http://data.unhcr.org/syrianrefugees/regional.php>)

UNHCR (2013) Syria regional refugee response update, 17 January 2013.

UNHCR Jordan, '2013 UNHCR country operations profile – Jordan' <http://www.unhcr.org/pages/49e486566.html>

UNHCR Jordan (2012) 'Report of the Participatory Assessment', December 2012

UNHCR video, 'Jordan: Surviving in the City' <http://unhcr.org/v-512f77396> [Accessed 28 February 2013]

UNICEF (2012) 'Rapid MUAC Assessment', Brief Report, Za'atri Camp, Jordan (5th -6th Sept 2012).

UNICEF (2012) Syria Crisis Bi-Weekly Humanitarian Situation, Sitrep, 7 December 2012

UNICEF and WFP Jordan (2013) Inter-agency Nutrition Assessment of Syrian refugees in Jordan host communities and Za'atri camp, October and November 2012

United States Committee for Refugees and Immigrants, World Refugee Survey 2009 - Jordan, 17 June 2009, available at: <http://www.unhcr.org/refworld/docid/4a40d2aac.html> [accessed 31 January 2013]

User contributed database, [http://www.numbeo.com/food-prices/country\\_result.jsp?country=Jordan](http://www.numbeo.com/food-prices/country_result.jsp?country=Jordan)

WFP (2012/2013) 'WFP's response inside Syria and in neighboring countries: Jordan, Lebanon, Turkey, Iraq and Egypt', Sitreps, November, December 2012 and January 2013

WFP (2012) Food Insecure and Vulnerable People in Jordan, December 2012

WFP, Save the Children, Intersos and UNHCR (2012) 'Rapid assessment on cooking system in Za'atri', 5 October 2012.

WHO (2010) Data and Statistics, available at <http://www.who.int/gho/countries/en/index.html> [Accessed January 2013]

WHO (2010) DATA and STATISTICS: Global Health Observatory, Jordan, available at <http://www.who.int/gho/countries/jor/en/> [Accessed January 2013]

World Bank and National Source; Ministry of Planning and International Cooperation, Hashemite Kingdom of Jordan and the World Bank (2009) Jordan Poverty Update.

World Bank cited at Index Mundi, available at <http://www.indexmundi.com/facts/iraq/workers%27-remittances-and-compensation-of-employees> [Accessed January 2013]

World Bank Climate Change Knowledge Portal, available at <http://data.worldbank.org/country/jordan> [Accessed January 2013]

### TURKEY

Bloomberg Business Week article, 'Turkish Spending Pushes 2011 Budget Deficit to 1.4% of GDP', by Ali Berat Meric and Steve Bryant, on January 16, 2012 (<http://www.businessweek.com/news/2012-01-16/turkish-spending-pushes-2011-budget-deficit-to-1-4-of-gdp.html>, [Accessed on 28 February 2013]).

FAO GIEWS Country Briefs-Turkey, 10-December-2012, available at <http://www.fao.org/giews/countrybrief/country.jsp?code=TUR> [Accessed February 2013]

## Syrian refugees and food insecurity in Iraq, Jordan and Turkey: Secondary Literature and Data Desk Review

Grisgraber, Daryl, 'Syrian Refugees: Reliance on Camps Creates Few Good Options', article for Refugees International, 5 December 2012, available at <http://refugeesinternational.org/policy/field-report/syrian-refugees-reliance-camps-creates-few-good-options#T>, [Accessed: 28 February 2013]  
International Organization of Migration (2008) Migration in Turkey: a Country Profile  
Personal Communication, Christina Hobbs, WFP Turkey, 25 January 2013  
The Economist (2012) 'Turkey's economy: Istanbul and bears', 7 April 2012, The Economist Newspaper Ltd,  
UN and WHO (2012) United Inter-Agency Health Needs Assessment Mission, southern Turkey, 4-5 December 2012  
UNHCR Turkey Syrian Daily Sitrep, 12 and 14 February 2013, available through the UNHCR Syrian Regional Refugee Response portal: <http://data.unhcr.org/syrianrefugees/country.php?id=224> [Accessed February 2013]  
UNHCR Turkey, 'Country Operations Profile', viewed at <http://www.unhcr.org/pages/49e48e0fa7f.html> [accessed 13 February 2013]  
WFP (2012) 'Mission Report', Voucher feasibility assessment mission, August 2012  
WFP (2012) WFP's Response Inside Syria and in Neighboring Countries: Jordan, Lebanon, Turkey, Iraq and Egypt, Situation Report # 33, 16-22 December 2012  
World Bank cited at Index Mundi <http://www.indexmundi.com/facts/>  
World Bank, 'Migration and Remittances Data' available at <http://econ.worldbank.org/WBSITE/EXTERNAL/EXTDEC/EXTDECPROSPECTS/0,,contentMDK:22759429~pagePK:64165401~piPK:64165026~theSitePK:476883,00.html> [Accessed January 2013]

### Annex II: Information Matrix

The information reviewed in this report is summarized in the following tables. More than 20 sources were consulted to identify missing elements needed for a comprehensive analysis of food security amongst Syrian refugees in Iraq, Jordan and Turkey. The reliability of the information and source were determined according to the following criteria.

L=low

Questionable authorship and methodologies employed. Inaccurate, outdated or limited scope to information. Possible data bias. No primary data used. Objectives not met.

M=Moderate

The source has demonstrated authority on the subject, clear aims and established methods have been employed, and relevant information generated. However, the scope of the study is limited or sample sizes too small for generalizing to larger populations.

H=High

The source is credible, the information is relevant, appropriate objectives have been formulated and tested using sound, current food security methods. Clear recommendations. A high technical level. The output adds to general knowledge on Syrian refugees and/or refugee food security.

**Syrian refugees and food insecurity in Iraq, Jordan and Turkey: Secondary Literature and Data  
Desk Review**

Geographical Coverage	Source	Lead Agency/ Author(s)	UNHCR/ WFP presence	Dates	Core information in document	Reliability
<b>IRAQ</b>	<b>12 Documents</b>					
Kurdistan	Joint Rapid Assessment	Kurdish Regional Government + UN+NGOs	Both	July 2012	-Food Security-access (labor and expenditures), availability, utilization -Health-diseases and access -Education -Protection -Assistance requirements- WFP voucher feasibility study is on-going.	H
Al Anbar Governorate/Al-Qaem District.	Rapid Nutritional Assessment for children (6-59) Months of Age in Syrian Refugee Families	Ministry of Health- Nutrition Research Institute  United Nation Children Fund's	Neither	3rd to 7th September 2012	-Nutritional status of children -Refugee numbers and daily in-flow rates	M/H

**Syrian refugees and food insecurity in Iraq, Jordan and Turkey: Secondary Literature and Data  
Desk Review**

Geographical Coverage	Source	Lead Agency/ Author(s)	UNHCR/ WFP presence	Dates	Core information in document	Reliability
<b>IRAQ</b>						
new arrivals camp in Domiz / Dohuk Governorate. Introduction	Site Visit	UNHCR?	UNHCR?	April 2012	Site assessment and planning: roads, tents, electricity, latrines, garbage collection, water supply	M
displaced Syrians in Anbar, Dohuk, Erbil, and Sulaimanyah  Displaced Iraqi returnees in 15 governorates	'Syria crisis rapid assessment', Special reports	IOM	Neither	1-14 Aug 2012  and August-October 2012	-Livelihoods -Food -Water -Health - Registration /Documentation -Shelter -Host community impacts -Reasons for displacement	H
	'Regional Response to the Syria Crisis' reports	IOM	Neither	8 <sup>th</sup> November and 27 December 2012	Situation overview Refugee numbers IOM Operations Non-food needs Health	H



**Syrian refugees and food insecurity in Iraq, Jordan and Turkey: Secondary Literature and Data  
Desk Review**

Geographical Coverage	Source	Lead Agency/ Author(s)	UNHCR/ WFP presence	Dates	Core information in document	Reliability
<b>IRAQ</b>						
Al-Qaem (camp)- Al Anbar Governorate	Interagency Multisectoral Rapid Joint Assessment Mission Report	UN+WHO	Both	2-4 Sept 2012	-Border situation -Camp conditions -WASH -Food and Non-Food needs -Health	M/H
Domiz and Al- Qaem (camp and non-camp territories)	WFP's response in Jordan, Lebanon, Turkey and Iraq, WFP Situation Reports.	WFP	WFP	October, November and December 2012	-Situation overview -PDM (including cash, voucher and other modality updates) -Price monitoring (where implemented) - Health / nutrition/ voucher assessments planned or underway	H
Dohuk Erbil Sulaimanyiah Al-Qaem/Anbar Other Governorates	Syria Situation Bi-Monthly update No. 34	UNHCR	UNHCR	9 - 22 January 2013	-Refugee numbers -Situation maps -Demographics -Registration trends -Food/voucher/cash assistance updates -Non-food items -WASH -Shelter	H

**Syrian refugees and food insecurity in Iraq, Jordan and Turkey: Secondary Literature and Data  
Desk Review**

Geographical Coverage	Source	Lead Agency/ Author(s)	UNHCR/ WFP presence	Dates	Core information in document	Reliability
<b>IRAQ</b>						
Dohuk Erbil Sulaimanyiah Al-Qaem/Anbar Other Governorates	Syria regional refugee response update	UNHCR	UNHCR	17 January 2013	-Refugee numbers -Situation maps -Demographics -Registration trends -Food/voucher/cash assistance updates -Non-food items -WASH -Shelter	H
Dohuk Erbil Sulaimanyiah Al-Qaem/Anbar Other Governorates	Syria Regional Refugee Response Information Sharing Portal (website)	UNHCR	UNHCR	Viewed in January and February 2013	-Refugee numbers -Situation maps -Demographics -Registration trends -Food/voucher/cash assistance updates -Non-food items -WASH -Shelter	H
Domiz and Al-Qaem camps and non-camp areas in northern and western Iraq	Syria Crisis Bi-Weekly Humanitarian Situation Report	UNICEF Iraq	UNHCR	12-25 January 2013	-Education -WASH -Child Protection -Health	H
Iraq	FAO GIEWS Country Briefs: Iraq	FAO	Neither	October 2012	-Cereal Production -Price Trend Analysis	M/H

**Syrian refugees and food insecurity in Iraq, Jordan and Turkey: Secondary Literature and Data  
Desk Review**

Geographical Coverage	Source	Lead Agency/ Author(s)	UNHCR/ WFP presence	Dates	Core information in document	Reliability
<b>JORDAN</b>	<b>14 Documents</b>					
Amman, Mafrq, Ramtha, Irbid and Zarqa	Needs Assessment of Displaced Syrians in Jordan	MoPIC, UN	Both	25 Mar – 19 Apr 2012	-Identify needs, -Coping mechanisms, -Health -Protection -Framework for intervention	H/M
Za'atri Camp	Syrian Refugees Rapid MUAC Assessment	UNICEF, WHO, WFP	WFP	5-6 Sept 2012	-Establish risk of malnutrition and/or nutrition related mortality amongst children.  -Identify some risk factors that may be undermining the nutrition wellbeing of children in Za'atari refugee camp	M
Irbid, Ramtha	Market Survey	ACTED	Neither	Jun-July 2012	- Livelihoods issues - Employment -Impact on host communities	M

**Syrian refugees and food insecurity in Iraq, Jordan and Turkey: Secondary Literature and Data  
Desk Review**

Geographical Coverage	Source	Lead Agency/Auth or(s)	UNHCR/ WFP presence	Dates	Core information in document	Reliability
<b>JORDAN</b>						
Urban areas	Implications of cash and voucher transfers on beneficiary protection, gender relations and social dynamics. Case study of UNHCR cash transfers in Jordan.	UNHCR	UNHCR	December 2012 (draft report)	-Protection -Safety -Access to assistance -Corruption (all as related to cash assistance)	H
Jordan's host communities and Za'atri camp	Inter-agency Nutrition Assessment of Syrian refugees in Jordan host communities and Za'atari camp,	UNICEF	WFP	October and Nov 2012	-Estimate wasting (acute malnutrition), stunting (chronic malnutrition) and underweight of Syrian children aged 6-59 months  -Estimate the acute malnutrition levels for Syrian women of child bearing age based on MUAC measurement.  - underlying factors likely to influence nutrition  -Identified interventions  - Household food consumption baseline.	H

**Syrian refugees and food insecurity in Iraq, Jordan and Turkey: Secondary Literature and Data  
Desk Review**

Geographical Coverage	Source	Lead Agency/ Author(s)	UNHCR/ WFP presence	Dates	Core information in document	Reliability
<b>JORDAN</b>						
Za'atri camp	'Rapid assessment on cooking system in Za'atri'	WFP, Save the Children, Intersos and UNHCR	Both	5 October 2012	-Cooking facilities -Food utilization and access -Food assistance	M
Northern Jordan	Comprehensive assessment on Syrian refugees residing in the community in northern Jordan	Un Ponte Per (NGO), Jordanian women's Union, Swiss Agency for Development and Cooperation	Neither	August 2012	- Conditions and needs - Demographic features and profile -Livelihood security and shelter -Access to health and education -Psycho-social conditions -Protection concerns, especially regarding women and children -Co-existence with the host community -future plans	M/H
central, coastal, eastern and southern governorates have	Report of the Participatory Assessment	UNHCR	UNHCR/ WFP	December 2012	-Conditions among persons of concern (POCs) in Jordan -Coping mechanisms -Humanitarian needs -Livelihood -Savings	H

**Syrian refugees and food insecurity in Iraq, Jordan and Turkey: Secondary Literature and Data  
Desk Review**

Geographical Coverage	Source	Lead Agency/ Author(s)	UNHCR/ WFP presence	Dates	Core information in document	Reliability
<b>JORDAN</b>						
Jordan	'Country Briefs: Jordan'	FAO GIEWS	neither	16 October 2012	-Production trends and statistics -Import/exports analysis -Price analysis	H/M
Jordan	'Consumer price indices for basic foods' in FAO GIEWS Country Briefs	Government of Jordan Department of Statistics	Neither	16 October 2012	-Price trends	M/L
Za'atri camp	'Syria regional refugee response', Information sharing web portal	UNHCR	UNHCR	Viewed on 7 February 2013	-Refugee numbers -Situation maps -Demographics -Registration trends -Food/voucher/cash assistance updates -Non-food items -WASH -Shelter	H

**Syrian refugees and food insecurity in Iraq, Jordan and Turkey: Secondary Literature and Data  
Desk Review**

Geographical Coverage	Source	Lead Agency/ Author(s)	UNHCR/ WFP presence	Dates	Core information in document	Reliability
<b>JORDAN</b>						
Mainly Za'atri camp	'Syria regional refugee response update'	UNHCR	UNHCR	17 January 2013	-Refugee numbers -Situation maps -Demographics -Registration trends -Food/voucher/cash assistance updates -Non-food items -WASH -Shelter	H
Camp and non-camp	'country operations profile – Jordan' <a href="http://www.unhcr.org/pages/49e486566.html">http://www.unhcr.org/pages/49e486566.html</a>	UNHCR Jordan	UNHCR	Viewed in January and February 2013	-Country operations -Planning figures -Situation update -Refugee policies	H/M
Camp and non-camp	'WFP's response inside Syria and in neighboring countries: Jordan, Lebanon, Turkey, Iraq and Egypt', Situation reports	WFP	WFP	November-December 2012 and January 2013	--Situation overview -PDM (including cash, voucher and other modality updates) -Price monitoring (where implemented) - Health / nutrition/ voucher assessments planned or underway	H/M

**Syrian refugees and food insecurity in Iraq, Jordan and Turkey: Secondary Literature and Data  
Desk Review**

Geographical Coverage	Source	Lead Agency/ Author(s)	UNHCR/ WFP presence	Dates	Core information in document	Reliability
<b>TURKEY</b>	<b>5 Documents</b>					
	WFP (2012) 'Mission Report', Voucher feasibility assessment mission, August 2012,	WFP Turkey	WFP	August 2012.	<ul style="list-style-type: none"> <li>-Current refugee status</li> <li>-Humanitarian assistance and coordination</li> <li>-Cooking facilities</li> <li>-Retails sector overview</li> <li>-WFP response strategy</li> </ul>	H
Southern border regions	UN and WHO (2012) United Inter-Agency Health Needs Assessment Mission, southern Turkey, 4-5 December 2012	WHO	UNHCR	Dec.2012	<ul style="list-style-type: none"> <li>-Overview of the health services, living conditions</li> <li>-Overall environment (including winterization) of Syrians</li> </ul>	H
Camps	'Turkey Syrian Daily Situation reports', available through the UNHCR Syrian Regional Refugee Response portal: <a href="http://data.unhcr.org/syrianrefugees/country.php?id=224">http://data.unhcr.org/syrianrefugees/country.php?id=224</a>	UNHCR	UNHCR	12 and 14 February 2013	<ul style="list-style-type: none"> <li>-Demographics</li> <li>-Refugee numbers</li> <li>-Situation Update</li> <li>-Maps</li> </ul>	H/M <b>n.b:</b> the only published source of refugee numbers is the government



**Syrian refugees and food insecurity in Iraq, Jordan and Turkey: Secondary Literature and Data  
Desk Review**

<b>Geographical Coverage</b>	<b>Source</b>	<b>Lead Agency/ Author(s)</b>	<b>UNHCR/ WFP presence</b>	<b>Dates</b>	<b>Core information in document</b>	<b>Reliability</b>
<b>TURKEY</b>						
Camps and host communities	UNHCR Turkey, 'Country Operations Profile' , <a href="http://www.unhcr.org/pages/49e48e0fa7f.html">http://www.unhcr.org/pages/49e48e0fa7f.html</a> [accessed 13 February 2013]	UNHCR	UNHCR	viewed on 13 February 2013	-Country operations -Planning figures -Refugee policies -Maps	H/M
5 Camps	WFP's Response Inside Syria and in Neighboring Countries: Jordan, Lebanon, Turkey, Iraq and Egypt, Situation Report # 33,	WFP	WFP	16-22 December 2012	-PDM -Beneficiaries reached -Voucher distribution updates	H/M

## **Syrian refugees and food insecurity in Iraq, Jordan and Turkey: Secondary Literature and Data Desk Review**

### **Annex III: Technical recommendations, areas for primary data collection**

Although the information in this annex falls outside the parameters of a secondary data review in the JAM planning process (as per the JAM guidelines), it is explicit within the framework of the secondary data review ToR. The 'gaps' identified in Section II of the document were used to develop the following recommendations, and are aimed at focussing the JAM on specific areas for primary data collection.

#### **Food Availability and Access**

- a. Updated price information required for areas where there have been market and voucher surveys and new price information needed for other, non-surveyed areas. Revisit the price and availability of select food products (cereals and cereal products, meat, fruit and vegetables) through informal discussions at camp and local supermarkets and in refugee focus groups.
- b. Review the findings from a recent WFP assessment of supply chains in markets surrounding Al Za'atri and Zarqa refugee camps and voucher survey.
- c. Review the findings of WFPs Voucher Transfer Feasibility study of Al-Qaem and surrounding areas.

#### **Food distributions**

- a. There is little updated information on the impact of food distributions, i.e. beneficiary perceptions of the quality and adequacy of food delivered. Review PDM data collection and analysis, particularly in Iraq.
- b. Review the functioning of the distribution coordination system
- c. Review how the increases in refugee numbers have affected programs and beneficiary targets as well as impacts on host populations.
- d. Evaluate food access and distributions to non-registrants and Iraqi returnee refugees in MoMD camp (camp 2) at Al-Qaem
- e) A general appraisal of distributions in the new camps in Iraq (Al-Qaem, no. 3) and in Jordan (at Zarqa)
- e) Evaluate food access in host communities, particularly around Al-Qaem;
- f) Evaluate refugee food stocks.

#### **Food consumption and utilisation**

- A. Monitoring and evaluation of food utilization (access and use of food distributed and appropriateness of cooking facilities)
- b. Review existing systems for monitoring the suitability of food baskets and the adequacy of cooking arrangements in camps and host communities.
- c. Review the findings from the WFP/UNHCR Household Food Security Assessment of the refugees in Domiz, launched in December 2012,

## **Syrian refugees and food insecurity in Iraq, Jordan and Turkey: Secondary Literature and Data Desk Review**

- d) Collect Food Consumption Scores using rapid assessment methods, and select refugee households. This should cover both registered and non-registered refugees

### **Health and nutritional status**

- a. Review systems for monitoring health care; especially, follow up on recommendations made in previous interagency assessments and nutrition surveys that called for improvements on a range of health issues in camps: 1) emergency care capacity (to treat trauma cases); 2) camp hygiene, especially solid waste disposal; 3) infection control measures; and public health knowledge of the health staff; 4) health access awareness raising strategies for refugees. Health facilities, access to medicines, dispensaries and medical waste management
- b. Review systems for monitoring nutrition indicators
- c. Review any nutrition strategies in place, especially effectiveness and coordination issues

### **Documentation of refugees' coping mechanisms**

- a. Review of coping mechanisms that persist and implications amongst camp and host communities, registered and non-refugees
- b. Collect rapid Coping Strategies Index (CSI) information using rapid assessment methods, i.e. focus group discussions, both in camps and host communities and among refugees who are not registered.

### **Review livelihood interventions**

- a) Through focus group discussions and semi-structured interview in camps and host communities, assess the current employment situation to understand the extent and depth of unemployment; making particular note of improvements related to external employment-generation interventions and collecting information on wages available to refugees. This goes towards understanding purchasing power particularly among urban refugees.
- b) Assess whether or not recommendations from previous assessments are being implemented, i.e. increasing access to information on rights to employment and procedures for obtaining work permits.
- c)

### **Interventions**

- a) Review the regularity of WFPs market monitoring systems that were established to support voucher programs;
- b) Through focus group discussions, assess beneficiary satisfaction with voucher and cash modalities as compared to food ration distributions
- c) Assess the viability of school feeding options in schools that refugees attend.
- d) Investigate effectiveness and transparency of food distribution (camp and urban centers); noting refugee satisfaction with distribution processes and the accessibility of distribution points.



**World Food Programme**