

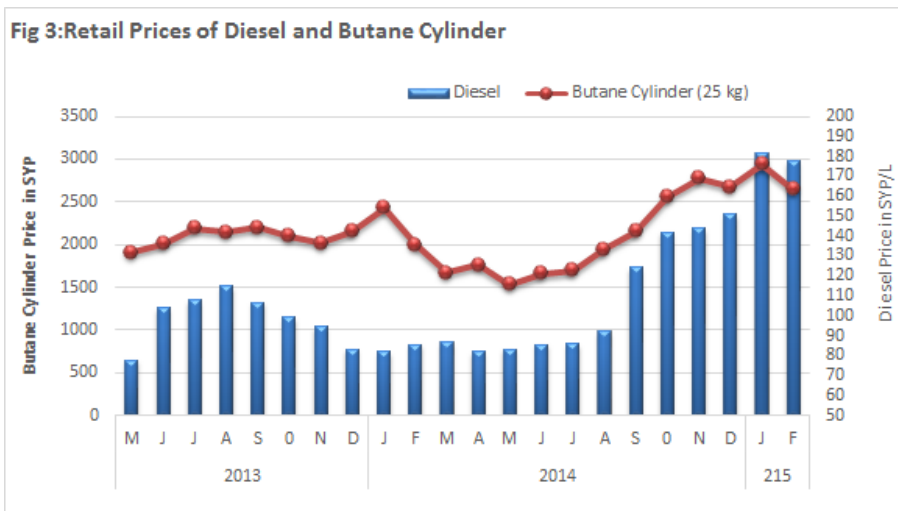


- Highlights:
- A month following the Syrian government issuing a decree in January 2015 announcing increases in the official price of bread, gas and diesel; a substantive increase of prices of up to more than 10% compared to Dec 2014 was observed.
- On average, 1kg of rice is available at 226.8 SYP, representing a 25.8% increase since August 2014. Similarly, between August 2014 and February 2015, the average retail price of bread rose by approximately 33 %.
- Consequently, the purchasing power and food security situation of poor households, who mainly depend on local markets believed to have further deteriorated.

3– Diesel and cylinder of butane gas:

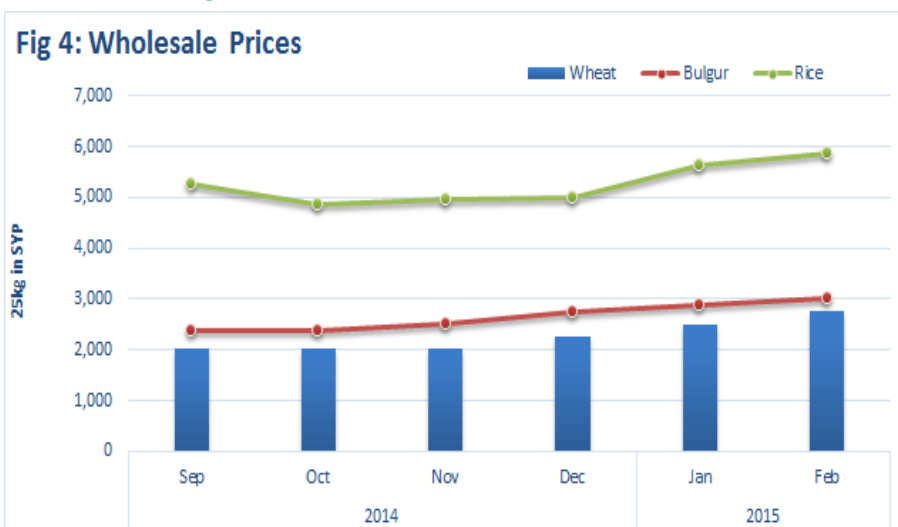
During February 2015, the average price of diesel was SYP178/L while a cylinder of butane gas was available at SYP 2,645. Between August 2014 and February 2015, the price of diesel and a cylinder of butane rose by 92 percent and 36 percent, respectively. Compared to the same month last year, diesel prices went up by 107 percent and 32 percent for a cylinder of butane gas. In February, the highest price for diesel was reported in Dar'a market at SYP267.5/L, a two-fold increase compared to the the official price (SYP125/L).

In turn, the increase in fuel prices as well as the continued depreciation of the Syrian Pound, will continue to inflate the prices of all main food commodities. Source: WFP sub offices



B. Wholesale Prices of Wheat, White Rice and Bulgur in Damascus Market:

In February 2015, the average nominal wholesale price of wheat grain was SYP 2,750/25kg, that of bulgur was SYP3,000/25kg and that of white rice was SYP5,875/25kg. Compared to January 2015, prices have increased by 10 percent for wheat grain, 4.3 percent for bulgur wheat and 4.4 percent for white rice. The increase in wholesale prices is mainly due to an increase in transportation costs, the depreciation of the Syrian pound against the US dollar. Further food price rises are anticipated during next few months, due to the recent increase in the official price of bread, diesel and gas in addition to the continued volatility of food prices. Source: Traders in Damascus



C. Food Supply to Markets:

In February 2015, most of the markets were generally functioning specially in Lattakia, Tartous, As-Sweida , Damascus and Al-Hasakeh with relatively stable security conditions . Although food commodities are available in all governorates, the quantities for sale in local markets have reduced compared to previous months. Supply of essential food commodities has been disrupted in Quneitra, Dara'a and Rural Damascus, mainly due to fighting which disrupted the regular flow of commercial goods by cutting access along some main supply routes. Furthermore, Idleb and rural Aleppo, as well as the north-eastern governorates, are also witnessing an interruption of food supply to local markets due to periodic clashes between armed groups. Source: WFP sub offices

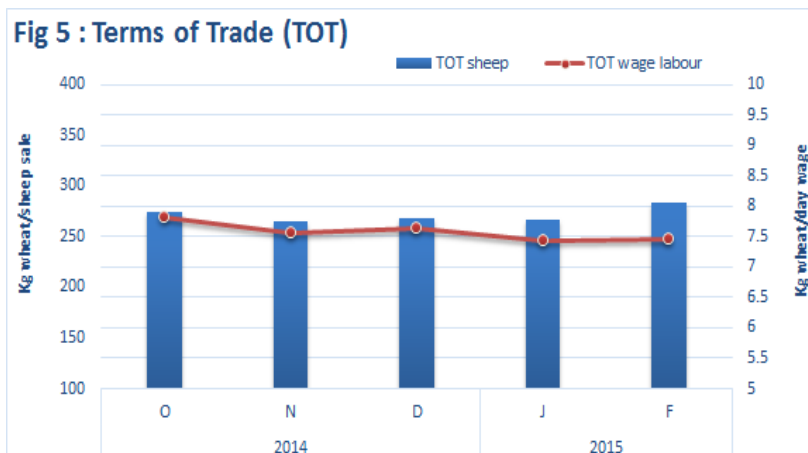
D. Terms of Trade (TOT):2

♦ TOT between wage labour and wheat flour:

During February 2015, the nominal average daily wage rate in the monitored markets was SYP909. The wage rate varied between market locations, ranging from SYP500 in Lattakia and Tartous, to SYP1300 in Damascus and Rural Damascus. Compared to January 2015 the wage rate increase by 3.1 percent. The average TOT between a daily unskilled labour wage and the retail price of wheat flour stand at 7.46Kg/day which is similar with the TOT of the previous month, but lower by 4.6 percent compared to October TOT level. Source: WFP sub offices (See Table 1).

♦ TOT between sheep and wheat flour:

In February, the average price of a two-year old male sheep was SYP 34,540, which is 9 percent higher compared to January 2015 level. The national average TOT between a sheep and wheat flour stand at 283.8kg/sheep which has increased by 6.3 percent from January 2015. The highest TOT during the month of reporting were recorded in Aleppo (454.5Kg/sheep) due higher sheep prices than in any other markets in the country, while the lowest TOT were in As-Sweida market (187.7Kg/sheep). Source: WFP sub offices (See Table 1).

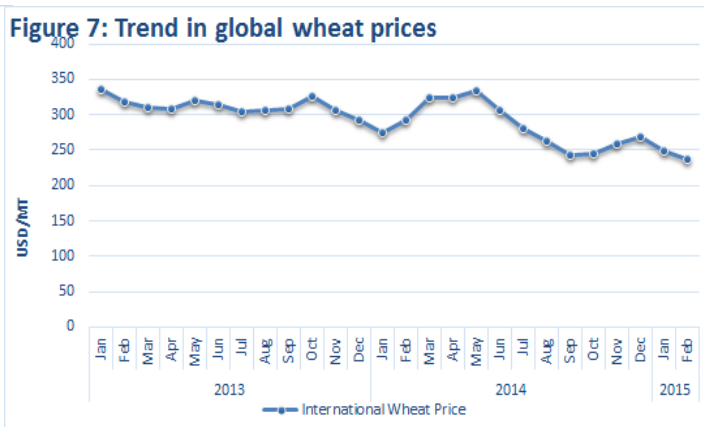
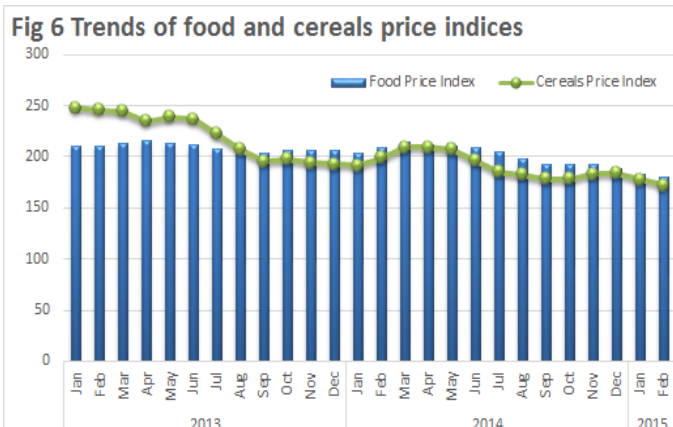


E. International Market prices:

The FAO Food Price Index averaged 179.4 points in February, a 1 percent decrease since January and a 14 percent decrease since February 2014. The FAO Cereal Price Index averaged 171.7 points in February, representing a 3.2 percent decline from January and 12.3 percent drop from same month last year.

International wheat prices further declined by 4.6 percent between January and February 2015, and were much lower than the prices recorded in February last year – down by 19 percent. In the month of February 2015 the wheat price in local market averaged USD487/MT, which is 100percent higher compared to the price of wheat in the international market.

Data Source: <http://www.fao.org/worldfoodsituation/wfs-home/foodpricesindex/en/> and <http://www.indexmundi.com/commodities/?commodity=wheat>



2. The TOT are proxy indicators of the purchasing power of households that rely on livestock and/or casual labour as their main source of income for the purchase of cereals from local markets. TOT are important components of food security analysis. Changes in the terms of trade between wages/livestock and staple food commodities are indicative of the trends in purchasing power and the impact on the food security situation of households dependent on food purchases through income from daily wage labour and/or the sale of livestock.

Table 1. Market Price of Main Commodities in Syrian Pounds

Commodity	Governorate	Current Price	Price change (%)	Price change (%)	Average Change	Average Change	Commodity	Governorate	Current Price	Price change (%)	Price change (%)	Average Change	Average Change
			1M	6 M	1M	6 M				1M	6 M	1M	6 M
Bread Public (1.5 kg)	Aleppo						Rice (kg)	Aleppo	2(
	Damascus	35	21	40	↑	↑		Damascus	183	(4)	(7)	↔	↔
	Daraa	35	25	(30)	↑	↓		Daraa	253	28	44	↑	↑
	Deir Ezzor	35	(1)	20	↔	↑		Deir Ezzor	300	9	37	↔	↔
	Edlib	75	39	200	↑	↑		Edlib	105	(5)	(10)	↔	↓
	Hama	35	17	40	↑	↑		Hama	226	19	93	↑	↑
	Hassakeh	35	(4)	8	↔	↑		Hassakeh	255	15	18	↑	↑
	Homs	35	17	40	↑	↑		Homs	230	6	20	↔	↑
	Lattakia	39	30	56	↑	↑		Lattakia	230	6	15	↔	↑
	Raqqa	37	(26)	10	↓	↑		Raqqa	257	1	18	↔	↑
	Rural Damascus	35	25	40	↑	↑		Rural Damascus	240	(1)	16	↔	↑
	Sweida	34	21	36	↑	↑		Sweida	175	28	94	↑	↑
Tartous	35	17	40	↑	↑	Tartous	236	3	25	↔	↑		
Bread Shops (1.5 kg)	Aleppo	113	-	33	↔	↑	Sheep 2Y old male	Aleppo	37,500	(3)		↔	NA
	Damascus	63	(8)	10	↔	↑		Damascus	37,625	21		↑	NA
	Daraa	175	-	(2)	↔	↔		Daraa	30,750	10		↔	NA
	Deir Ezzor	148	70	97	↑	↑		Deir Ezzor	78,125	111		↑	NA
	Edlib				↔	↑		Edlib	29,750	(16)		↓	NA
	Hama	45	18	(1)	↑	↔		Hama	29,750	13		↑	NA
	Hassakeh	74	8	36	↔	↑		Hassakeh	35,000	18		↑	NA
	Homs	45	18	50	↑	↑		Homs	28,750	(2)		↔	NA
	Lattakia	44	26	47	↑	↑		Lattakia	40,000	-		↔	NA
	Raqqa	65	-	-	↔	↔		Raqqa	32,875	10		↑	NA
	Rural Damascus	66	9	1	↑	↔		Rural Damascus	38,688	11		↑	NA
	Sweida	48	23	60	↑	↑		Sweida	22,813	77		↑	NA
Tartous	40	14	33	↑	↑	Tartous	42,500	6		↔	NA		
Butane Cylinder (25 k)	Aleppo	3,182	(23)	51	↓	↑	Sugar (kg)	Aleppo	114	8	14	↔	↑
	Damascus	1,775	(26)	51	↓	↑		Damascus	140	4	14	↔	↑
	Daraa	3,525	9	31	↑	↑		Daraa	177	31	54	↑	↑
	Deir Ezzor	2,525	(10)	13	↓	↑		Deir Ezzor	310	70	158	↑	↑
	Edlib	1,813	45	45	↑	↑		Edlib	118	3	29	↔	↑
	Hama	2,300	(27)	74	↓	↑		Hama	144	25	28	↑	↑
	Hassakeh	4,000	3	(4)	↔	↔		Hassakeh	140	7	20	↔	↑
	Homs	2,163	(8)	63	↔	↑		Homs	125	10	14	↑	↑
	Lattakia	1,500	6	59	↔	↑		Lattakia	160	-	33	↔	↑
	Raqqa	5,250	(6)	41	↔	↑		Raqqa	145	-	18	↔	↑
	Rural Damascus	1,963	5	52	↔	↑		Rural Damascus	155	-	10	↔	↑
	Sweida	2,400	20	108	↑	↑		Sweida	130	11	18	↑	↑
Tartous	1,513	4	24	↔	↑	Tartous	155	(3)	32	↔	↑		
Diesel (L)	Aleppo	167	(26)	24	↓	↑	Tea (kg)	Aleppo	1,225	10	28	↔	↑
	Damascus	250	13	213	↑	↑		Damascus	1,288	(1)	7	↔	↔
	Daraa	268	(6)	56	↔	↑		Daraa	1,582	5	35	↔	↑
	Deir Ezzor	74	(29)	(18)	↓	↓		Deir Ezzor	2,288	18	48	↑	↑
	Edlib				↑	↑		Edlib	1,194	1	12	↔	↑
	Hama	196	(8)	161	↔	↑		Hama	1,325	8	19	↔	↑
	Hassakeh	52	7	(8)	↔	↓		Hassakeh	1,588	4	29	↔	↑
	Homs	187	(1)	212	↔	↑		Homs	1,250	9	14	↔	↑
	Lattakia	150	-	150	↔	↑		Lattakia	1,300	-	30	↔	↑
	Raqqa	115	13	6	↑	↔		Raqqa	1,488	3	2	↔	↔
	Rural Damascus	250	25	213	↑	↑		Rural Damascus	1,400	2	5	↔	↔
	Sweida	257	14	163	↑	↑		Sweida	1,588	6	79	↔	↑
Tartous	152	1	153	↔	↑	Tartous	1,288	(1)	29	↔	↑		
Lentils (kg)	Aleppo	206	9	68	↔	↑	Unskilled Labor wage(Aleppo	1,000	-		↔	NA
	Damascus	290	16	55	↑	↑		Damascus	1,300	18		↑	NA
	Daraa	198	17	17	↑	↑		Daraa	600	-		↔	NA
	Deir Ezzor	325	17	52	↑	↑		Deir Ezzor	900	(9)		↔	NA
	Edlib	188	(4)	8	↔	↑		Edlib	650	8		↔	NA
	Hama	307	3	74	↔	↑		Hama	1,050	23		↑	NA
	Hassakeh	285	22	51	↑	↑		Hassakeh	800	-		↔	NA
	Homs	278	(7)	57	↔	↑		Homs	838	4		↔	NA
	Lattakia	230	5	21	↔	↑		Lattakia	500	-		↔	NA
	Raqqa	201	(2)	12	↔	↑		Raqqa	1,250	-		↔	NA
	Rural Damascus	312	(0)	54	↔	↑		Rural Damascus	1,300	-		↔	NA
	Sweida	300	1	67	↔	↑		Sweida	1,000	-		↔	NA
Tartous	243	10	31	↔	↑	Tartous	500	-		↔	NA		
Oil (L)	Aleppo	270	9	33	↔	↑	Wheat Flour (kg)	Aleppo	83	7	27	↔	↑
	Damascus	313	6	32	↔	↑		Damascus	128	6	15	↔	↑
	Daraa	350	8	33	↔	↑		Daraa	143	18	22	↑	↑
	Deir Ezzor	344	13	46	↑	↑		Deir Ezzor	184	19	46	↑	↑
	Edlib	255	2	14	↔	↑		Edlib	100	-	-	↔	↔
	Hama	335	18	50	↑	↑		Hama	123	13	16	↑	↑
	Hassakeh	276	10	32	↑	↑		Hassakeh	127	(2)	7	↔	↔
	Homs	323	18	47	↑	↑		Homs	116	9	17	↔	↑
	Lattakia	329	4	32	↔	↑		Lattakia	110	-	-	↔	↔
	Raqqa	273	(3)	18	↔	↑		Raqqa	113	-	(11)	↔	↓
	Rural Damascus	305	(4)	6	↔	↔		Rural Damascus	143	(2)	12	↔	↑
	Sweida	288	8	29	↔	↑		Sweida	122	10	20	↑	↑
Tartous	327	4	43	↔	↑	Tartous	113	3	8	↔	↔		

Prices increase above normal price fluctuation

Normal Price Fluctuation

Price decrease below normal price fluctuation

Rem ark:

↑
↔
↓