

## Lack of incomes cited as causing food insecurity in newly liberated areas of Mosul

### Key points:



In Mosul, levels of poor and borderline food consumption are higher in areas that were liberated in January than in those liberated previously. As has been the trend, newly liberated areas record a price hike which subsides once the traders establish their orders and deliveries start arriving.



Over 28 percent of IDP households are using food-related negative coping strategies, but residents are resorting more frequently to negative coping than IDPs.



Initial reports by key informants inside Mosul city reported shortages of infant milk and drinking water.



### Situation Update

Iraqi Security Forces (ISF) have taken complete control of eastern Mosul. However, the Prime Minister announced on 18 January that some operations are still ongoing in northern Mosul (eastern bank). With the original bridges destroyed, coalition forces have provided five floating bridges to cross the Tigris to reach the western part of the city. The Mosul offensive displaced 42,000 more people in January, bringing the total number of those displaced to 163,176 (as at 31 January) since the offensive began on 17 October (IOM DTM). WFP has provided Immediate Response Rations and Family Food Rations to assist 180,000 people inside Mosul since October 2016.

However, as the conflict turns west, 19 humanitarian agencies have released a letter warning of serious threats to the estimated 750,000 residents (non-displaced) in the ISIS stronghold, who are facing siege-like conditions. The letter underlines the potential for a mass IDP exodus as the conflict closes in.

610

Households surveyed

36

Average age of respondents



19% IDPs

51% Returnees

30% Non IDPs



59% Own Home

33% Rental

7% Guest

1% Camp



94% Male

6% Female



## Inadequate food consumption recorded in newly liberated areas

In January, the mVAM survey covered three conflict-affected areas in Ninewa (Mosul city-liberated areas, Gogjali and Shura) and one in Anbar (Falluja). These locations host large numbers of IDPs from Mosul and surrounding areas, as well as returnees.

January mVAM data showed that 38 percent of the surveyed households in liberated areas of Mosul city and 37 percent of households in the Mosul sub-district of Gogjali have poor or borderline food consumption. Food consumption seems to be better in Shura, where 23 percent reported inadequate food consumption and in Falluja, where the proportion was 11 percent (Map 1).

Significant numbers of people have returned to Mosul city from camps and emergency sites: almost 28,980 had returned to their homes in eastern Mosul as at 26 January. Shortages of infant milk and drinking water were reported by key informants in liberated areas of Mosul. Fresh fruit and vegetables are only available in small quantities at the farms on the outskirts of towns. Indeed, households in liberated areas of Mosul reported eating vegetables just three times a week and fruit less than twice a week.

As in previous rounds, the proportion of households with poor or borderline consumption is higher among IDPs (34 percent) than for returnees (13 percent) and resident households (18 percent). Notably, resident households reported a higher percentage of inadequate food consumption than returnees. The latter seem to have better food access, especially to staples, protein-rich food and vegetables.

Map 1. Percentage of respondent households with 'poor' or 'borderline' food consumption score (FCS) in monitored locations – January 2017

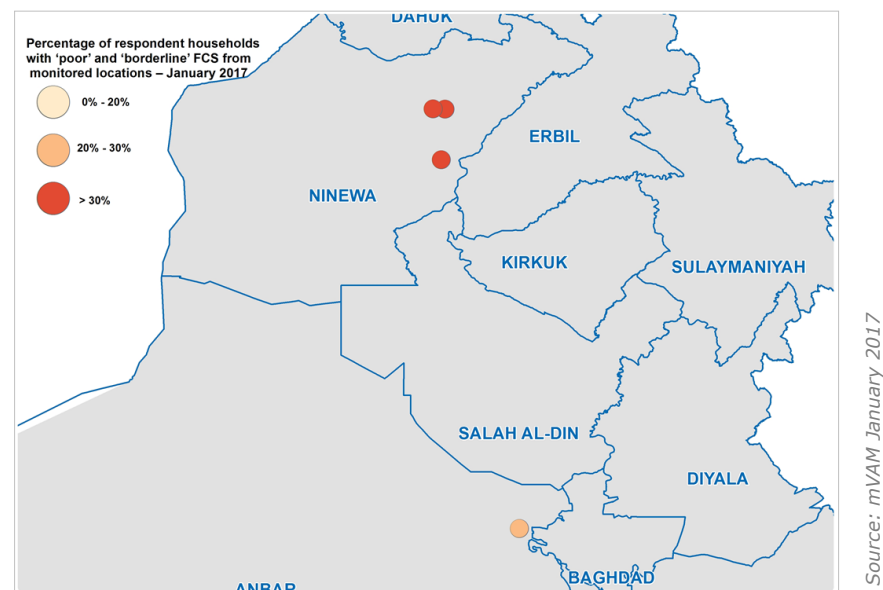
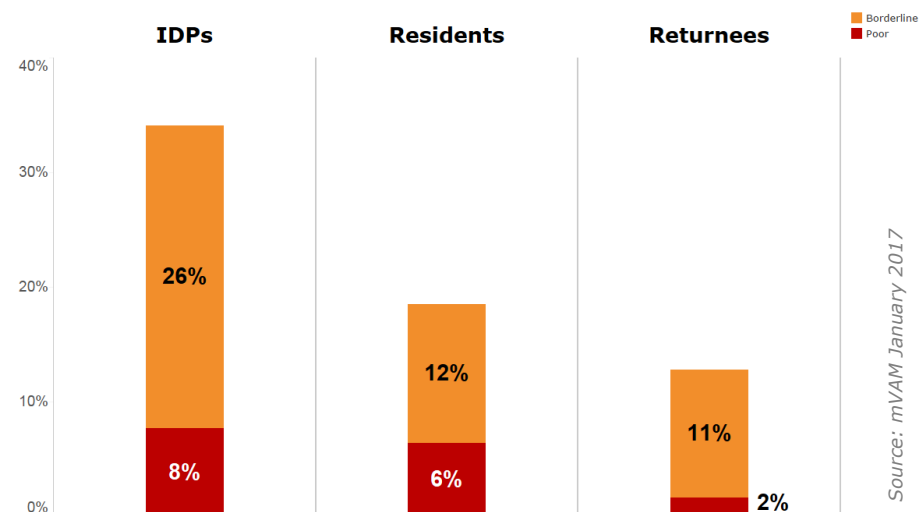


Figure 1. Households with inadequate consumption by respondent status, January 2017





## High negative coping among the unemployed and those with unstable incomes

Households were asked if there were times in the week before the survey when they did not have enough food or money to buy food. In line with the other indicators, the percentage of households who reported using food-based negative coping strategies was very high in Mosul liberated areas (45 percent) and in Gogjali (38 percent). In Shura, 32 percent had resorted to negative coping strategies and in Falluja, 21 percent (Map 2).

In contrast to previous rounds, negative coping strategies were more commonly used by resident households than by displaced and returnee families (Figure 2). This suggests that residents have exhausted their savings, while returnees arriving from economically active areas come with cash they have earned before leaving.

Around a third of interviewed households in all four surveyed locations reported having received food assistance in the 30 days before the survey, regardless of their residency status. However, returnee households seemed to have better access to food assistance in January than IDPs and residents (Figure 3). Around 38 percent of returnees stated that they received food assistance, compared with 24 percent of IDPs and 20 percent of residents. This could explain the better food consumption recorded by returnees.

While some people in liberated areas of eastern Mosul are relying on food assistance provided by humanitarian organizations, markets are still the main source of food across the surveyed locations. Job opportunities are very limited and many households are spending their savings on food, thereby increasing their debts with neighbours, family and friends. This is particularly concerning given the reported scarcity of casual labour opportunities, which will only exacerbate the situation and could force the poorest households to adopt more negative coping strategies. As shown in Figure 4, households in Mosul liberated areas and in Gogjali are spending 63 percent of their total expenditure on food.

Map 2. Percentage of households using negative coping strategies, January 2017

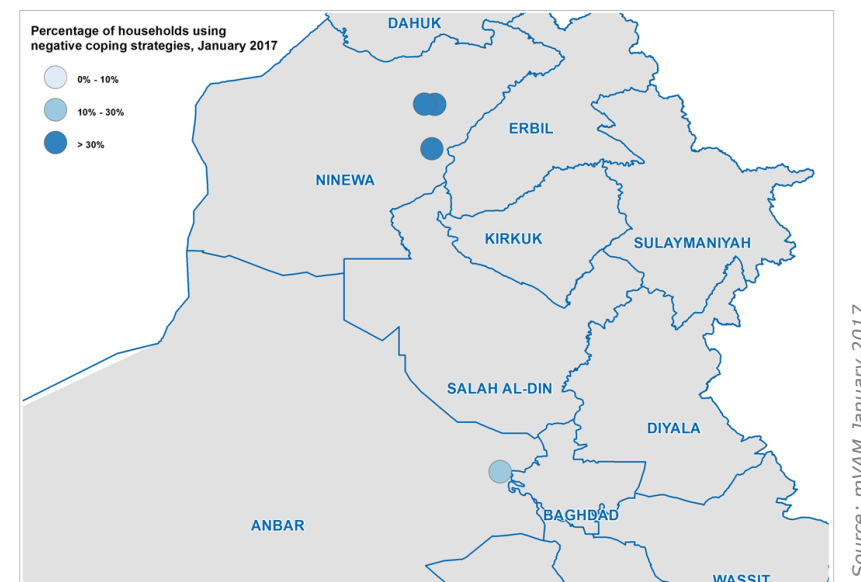


Figure 3. Percentage of households using food-based negative coping strategies by respondent status, January 2017

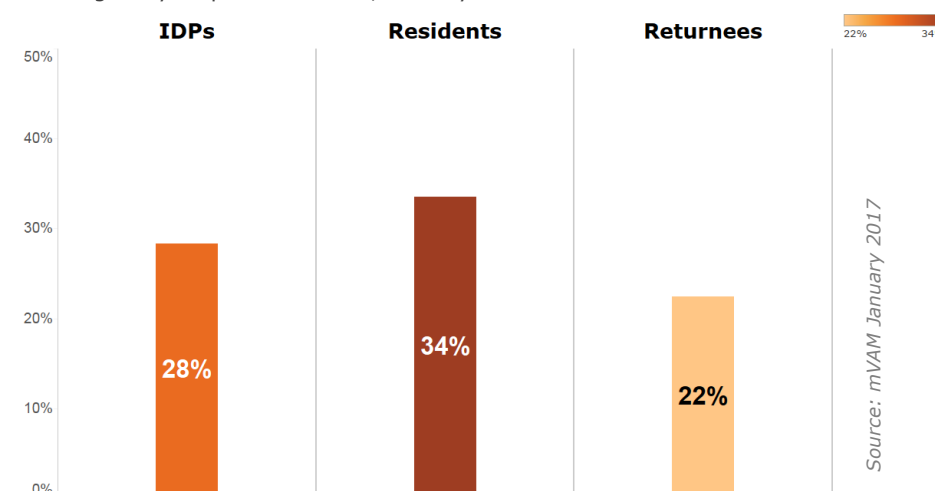
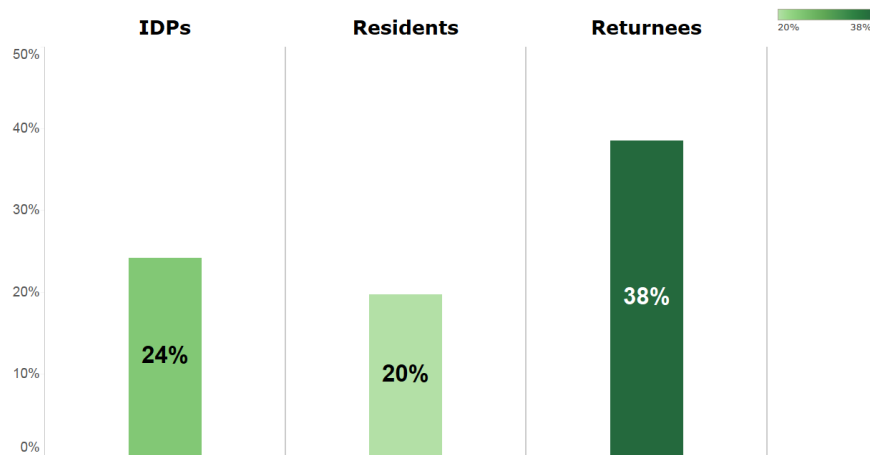
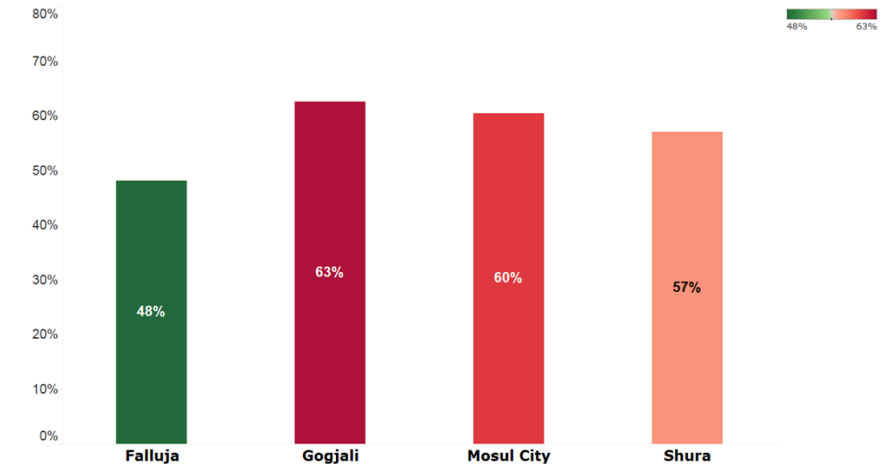


Figure 4. Percentage of households receiving food assistance by resident status, January 2017



Source: mVAM January 2017

Figure 5. Average share of food expenditure of households, January 2017



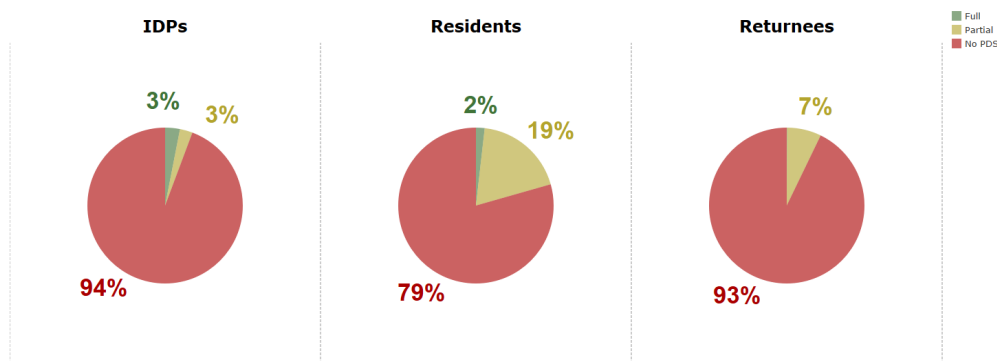
Source: mVAM January 2017



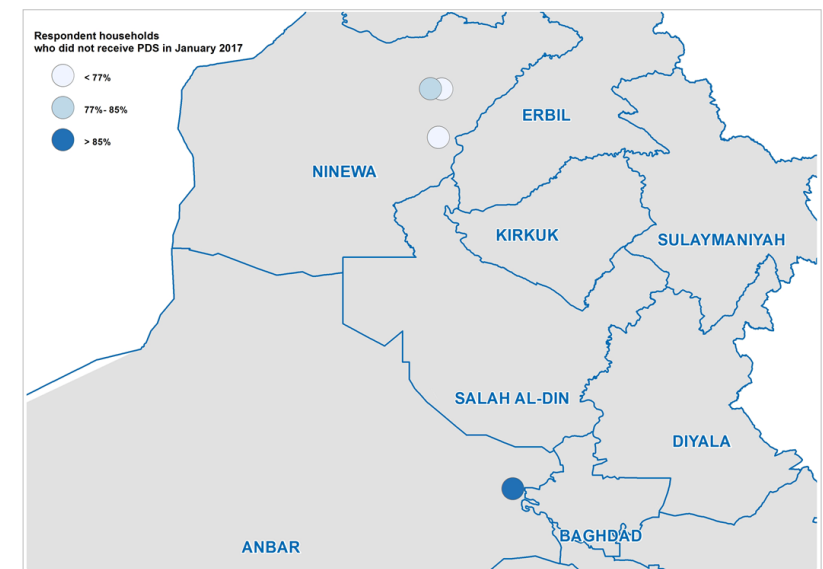
### Very poor access to the Public Distribution System in Falluja

January data shows that access to Public Distribution System (PDS) rations remained very low, especially in Falluja where 94 percent of respondents reported not receiving PDS. Around 80 percent of respondents in Mosul and 77 percent in Gogjali and Shura did not receive any food items from the PDS in January. PDS access in conflict-affected locations has been extremely intermittent, especially for IDPs. As shown in Figure 6, only 3 percent of displaced households received partial rations; 19 percent of resident households received partial rations.

Figure 6. Percentage of households receiving PDS by resident status, January 2017



Map 3. Respondent households who did not receive PDS in January 2017



Source: mVAM January 2017



### In the words of the respondents

Unemployment was cited as the main challenge in January, followed by the irregularity of PDS and shortages of water and electricity. Several households mentioned the urgent need for more assistance as this is becoming their main source of food.

Municipalities and humanitarian organizations have reportedly started to clean up the streets and provide food parcels; however, there are prolonged power cuts and shortages of fuel and gas. Without income, it is too expensive to buy fuel for generators and households are forced to burn wood and garbage to cook food and heat the house. With little fuel to power water pumps, people are forced to collect water from wells, public spaces and mosques.

### Methodology – mVAM remote data collection

In January 2017, mVAM conducted household food security monitoring using telephone interviews. Data was collected from a sample of 610 respondents via Korek, a major mobile network operator. WFP monitored respondents living in four locations in recently liberated areas, drawn from Korek's database. The data was weighted by the number of mobile phones owned by the household. In addition, in collaboration with Islamic Relief Worldwide (IRW), key informant interviews were conducted in Mosul covering 16 locations in the eastern part of the city.



### For further information:

**Sally Haydock** sally.haydock@wfp.org  
**Arif Husain** arif.husain@wfp.org  
**Mariko Kawabata** mariko.kawabata@wfp.org  
**Asif Niazi** asif.niazi@wfp.org

### mVAM Resources:

**Website:** [http://vam.wfp.org/sites/mvam\\_monitoring/](http://vam.wfp.org/sites/mvam_monitoring/)  
**Blog:** [mvam.org](http://mvam.org)  
**Toolkit:** <http://resources.vam.wfp.org/mVAM>



**vam**  
food security analysis



USAID  
FROM THE AMERICAN PEOPLE

THE BELGIAN  
DEVELOPMENT COOPERATION



Government of the Netherlands