



THE WORLD FOOD  
PROGRAMME IN  
**2014**  
FACTS AND FIGURES



## WFP'S KEY ACHIEVEMENTS

---




**80 MILLION PEOPLE**  
reached with food assistance in  
**82 COUNTRIES**



**Children** remained the **primary focus** of WFP's support, accounting for **64 PERCENT** of total beneficiaries

## WFP'S KEY ACHIEVEMENTS

---



WFP reduced the average lead time  
**FROM 120 TO 68 DAYS**  
to procure and move food  
to recipient countries



**WFP** assisted more than  
**42 MILLION PEOPLE**  
in emergencies

LEVEL 3

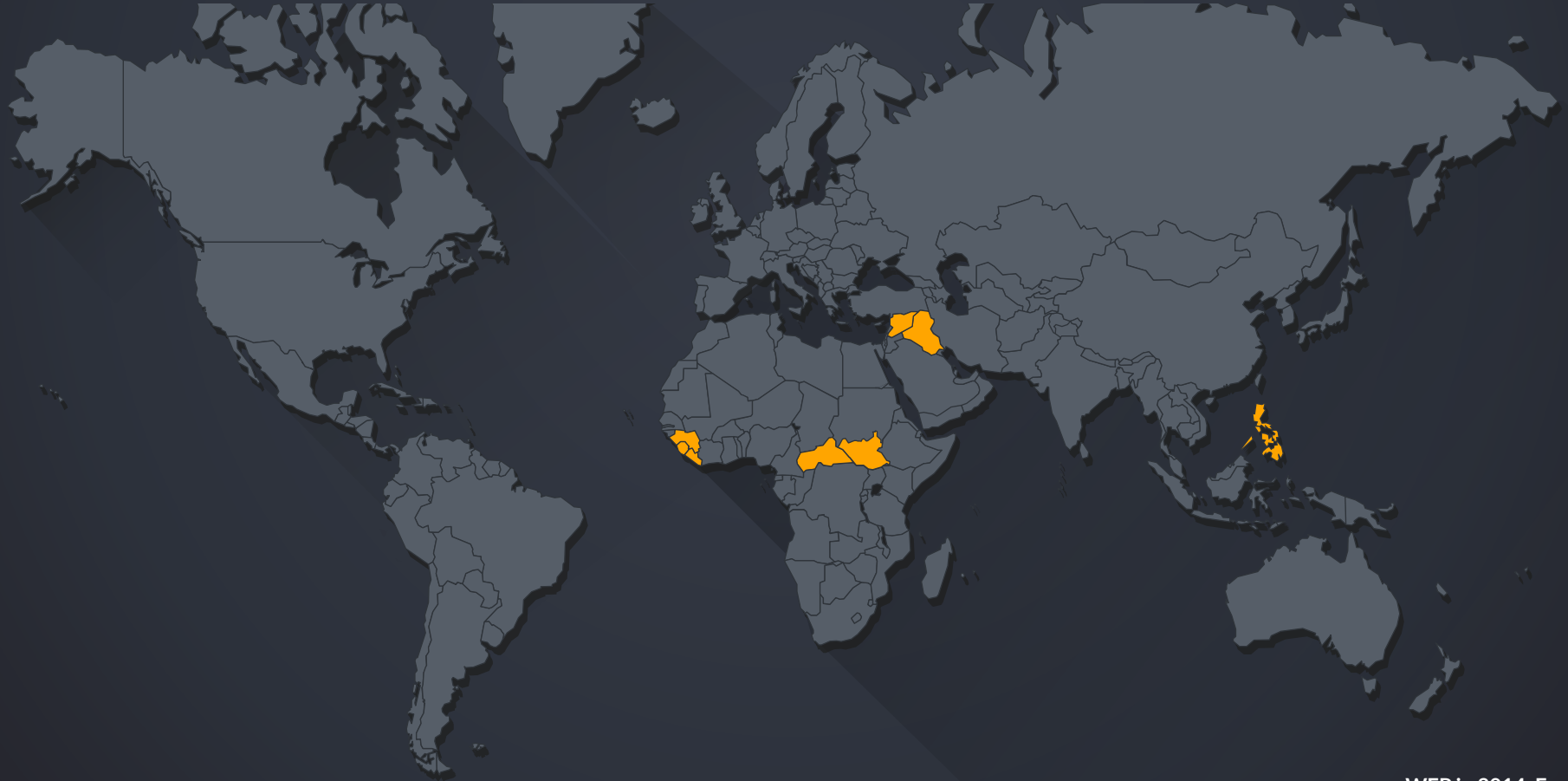
---

# EMERGENCIES

---

In 2014, WFP worked on **6** simultaneous Level 3 emergencies. Level 3 is the highest category for a WFP emergency, requiring the mobilisation of a global, corporate response to support the Country Office and/or Regional Bureau.

---





# EMERGENCIES

## CENTRAL AFRICAN REPUBLIC

WFP assisted more than a million people forced to flee their homes due to breakdown of law and order.

## IRAQ

Conflict across the country in the summer of 2014 triggered widespread internal displacement and overwhelming humanitarian needs. WFP responded by providing food assistance to some 2.2 million people.

## PHILIPPINES

WFP provided more than a million people with food and cash following the Super-Typhoon Haiyan that smashed into the Philippines archipelago in 2013 and posed a logistics challenge requiring massive mobilisation of resources.

## SOUTH SUDAN

Conflict pushed millions into food insecurity in the world's newest country. Even before the conflict, WFP was assisting more than 2 million people.

## SYRIA

The Syrian Regional Emergency continued to be WFP's largest and most complex operation. WFP provided food for as many as 4.9 million people inside Syria and assisted more than a million refugees in neighbouring countries.

## WEST AFRICA

The 2014 Ebola epidemic was the largest in history, affecting multiple countries in West Africa - Guinea, Liberia, Sierra Leone. In response, WFP provided critically needed food to more than 2 million people, logistics expertise to humanitarian agencies and built treatment centres in the three countries.

# PEOPLE WHO RECEIVED WFP ASSISTANCE

---



**66.8**  
MILLION

WOMEN AND CHILDREN



25.3 MILLION BOYS AND  
25.7 MILLION GIRLS



**6.7**  
MILLION

REFUGEES



**14.8**  
MILLION

INTERNALLY  
DISPLACED PEOPLE



**800,000**

RETURNEES



# PEOPLE WHO RECEIVED WFP ASSISTANCE BY COUNTRY IN 2014

The number indicated for each country refers to millions of people


A world map in the background, with small white circles indicating the location of each country listed in the table. The map is dark blue and grey, with the circles highlighting the countries mentioned in the data.

Ethiopia	5.3	Lebanon	1	Bolivia	0.2
Syria	4.9	Senegal	1	Congo (Brazzav)	0.2
Yemen	4.4	Burundi	0.9	Cuba	0.2
Sudan	4.3	Zambia	0.9	Gambia	0.2
Pakistan	3.4	Uganda	0.8	Guinea-Bissau	0.2
Afghanistan	3.3	Cambodia	0.7	Swaziland	0.2
Philippines	3.2	Egypt	0.7	Turkey	0.2
Malawi	2.8	Guinea	0.7	Algeria	0.1
South Sudan	2.6	Liberia	0.7	Armenia	0.1
Kenya	2.5	Tanzania	0.7	Benin	0.1
Iraq	2.3	Burkina Faso	0.6	Bhutan	0.1
Mali	1.9	Côte d'Ivoire	0.6	Bosnia-Herzegovina	0.1
Palestine	1.9	Madagascar	0.6	Djibouti	0.1
DPR Korea	1.8	Colombia	0.5	Ecuador	0.1
Niger	1.8	Mauritania	0.5	El Salvador	0.1
Zimbabwe	1.7	Nepal	0.5	Indonesia	0.1
Bangladesh	1.6	Cameroon	0.4	Iran	0.1
Central African Republic	1.6	Guatemala	0.4	Kyrgyzstan	0.1
Honduras	1.6	Mozambique	0.4	Libya	0.1
Jordan	1.5	Nicaragua	0.4	Paraguay	0.1
Somalia	1.5	Sri Lanka	0.4	Rwanda	0.1
Dem. Rep. Congo	1.4	Tajikistan	0.4	Sao Tome and Principe	0.1
Chad	1.3	Ghana	0.3	Serbia and Montenegro	0.1
Haiti	1.2	Laos	0.3	Timor-Leste	0.1
Sierra Leone	1.2	Lesotho	0.3	Ukraine	0.1
Myanmar	1.1				

NUTRITION

**7.3 MILLION**

Malnourished children  
receiving specialized  
nutritional support



# NUTRITION

---



**3**  
MILLION

---

PREGNANT WOMEN AND NURSING MOTHERS  
RECEIVING ADDITIONAL NUTRITION SUPPORT



**800,000**

---

PEOPLE AFFECTED BY HIV/AIDS RECEIVING  
WFP ASSISTANCE



**29**

---

COUNTRIES RECEIVING ASSISTANCE  
FOR TUBERCULOSIS AND HIV/AIDS  
PREVENTION ACTIVITIES



**31,700**

---

HEALTH CENTRES AND CLINICS RECEIVING  
WFP ASSISTANCE

# 3.2 MILLION

Metric tons of food distributed



# FOOD AID QUANTITIES

---



**2.2**  
**MILLION**

---

**METRIC TONS**  
THE AMOUNT OF FOOD  
PROCURED IN **92 COUNTRIES**



**81%**

---

THE PERCENTAGE OF FOOD PROCURED  
IN **DEVELOPING COUNTRIES**

## FUNDING

# US\$5.38 BILLION

The value of contributions reached is the **highest in WFP history** and 27% higher than in 2013. This value reflects the extraordinary number of major emergencies that WFP responded to during the year.





# FUNDING

## Funding sources and total confirmed contributions in 2014 (US\$ thousand)

African Development Bank	4,362	Gaza/W.Bank	2,915	Pakistan	69,553
Andorra	10	Germany	301,194	Panama	578
Armenia	102	Greece	38	Peru	263
Australia	112,791	Guatemala	4,843	Portugal	10
Austria	1,183	Guinea	14,634	Private Donors*	110,306
Azerbaijan	200	Haiti	257	Qatar	2,380
Bangladesh	3,858	Holy See	37	Republic of Congo	4,179
Belgium	25,545	Honduras	8,348	Republic of Korea	30,811
Bolivia	175	Hungary	41	Zambia	1,778
Brazil	4,435	Iceland	399	Russian Federation	66,477
Bulgaria	139	India	1,039	Saudi Arabia	269,909
Burundi	1,941	Ireland	21,337	Sierra Leone	9,553
Cambodia	1,227	Israel	20	Slovakia	15
Canada	350,066	Italy	31,639	Slovenia	41
Central African Rep.	12,000	Japan	156,548	South Sudan	5,000
Chile	20	Jordan	47	Spain	10,294
China	11,065	Kenya	0	Sri Lanka	2,404
Colombia	3,805	Kuwait	37,475	Sudan	220
Cuba	484	Lesotho	8,029	Sweden	93,481
Cyprus	11	Liberia	5,600	Switzerland	85,825
Czech Republic	151	Liechtenstein	334	Syria	20
Dem. Rep. Congo	604	Lithuania	27	Tanzania	179
Denmark	68,450	Luxembourg	12,136	Thailand	129
Dominican Republic	0	Madagascar	3,000	Timor Leste	180
Ecuador	248	Malawi	6,388	Turkey	100
Egypt	390	Malaysia	1,000	UN CERF	137,314
Equatorial Guinea	66	Mexico	100	United Arab Emirates	29,760
Estonia	189	Monaco	271	United Kingdom	408,835
Ethiopia	47,745	Netherlands	88,009	UN OTHER FUNDS AND AGENCIES	112,237
European Commission	371,807	New Zealand	5,898	Uruguay	5
Faroe Islands	33	Nicaragua	15	USA	2,252,677
Finland	34,880	Norway	72,165	Venezuela	5
France	22,990	Oman	2,000	World Bank	2,723
Gambia	3,027	OPEC Fund for Int'l Dev	500		

\*Private contributions do not include extraordinary gifts-in-kind such as advertising

# PROJECTS

---



Emergency operations (EMOPs)



Protracted relief and recovery operations (PRROs)



Country programmes (CPs)



TOTAL  
PROJECTS



Development projects (DEVs)



Special operations (SOs)



Preparedness activities

# PROJECTS



Protracted relief and recovery operations (PRROs)



Emergency operations (EMOPs)



Special operations (SOs)



Development projects (DEVs)



Preparedness activities

Afghanistan		Dem. Rep. Congo	
Algeria		Djibouti	
Armenia		DPR Korea	
Bangladesh		Ecuador	
Benin		Egypt	
Bhutan		Ethiopia	
Bolivia		Gambia	
Bosnia-Herzegovina		Ghana	
Burkina Faso		Guatemala	
Burundi		Guinea	
Cairo Regional Bureau		Guinea-Bissau	
Cambodia		Haiti	
Cameroon		Honduras	
Cabo Verde		India	
Central African Republic		Indonesia	
Chad		Iran	
Colombia		Iraq	
Congo (Brazzav)		Italy	
Côte d'Ivoire		Jordan	
Cuba		Kenya	
Dakar Regional Bureau			

# PROJECTS

 Protracted relief and recovery operations (PRROs)
  Emergency operations (EMOPs)
  Special operations (SOs)
  Development projects (DEVs)
  Preparedness activities

Kyrgyzstan	 	Rwanda	 
Laos		San Tome and Principe	
Lesotho		Senegal	  
Liberia	  	Serbia and Montenegro	
Madagascar	 	Sierra Leone	 
Malawi	  	Somalia	 
Mali	  	South Sudan	  
Mauritania	  	Sri Lanka	
Morocco		Sudan	 
Mozambique	 	Swaziland	
Myanmar		Syria	 
Nairobi Regional Bureau		Tajikistan	  
Nepal	  	Tanzania	
Nicaragua		Timor-Leste	
Niger	 	Togo	
Pakistan	 	Tunisia	
Palestine	  	Uganda	  
Panama	 	Ukraine	
Panama Regional Bureau		Yemen	   
Paraguay	 	Zambia	
Philippines	  	Zimbabwe	

SCHOOL FEEDING

# 17 MILLION

## Schoolchildren receiving meals in school or take-home rations

(This figure does not include  
1.2 million schoolchildren reached  
through Trust Funds)





## SCHOOL FEEDING

---



75,500

---

**SCHOOLS** RECEIVING  
WFP ASSISTANCE



49%

---

**GIRLS** AS A PERCENTAGE OF ALL  
SCHOOLCHILDREN RECEIVING  
WFP ASSISTANCE



**12.7 MILLION**

People receiving WFP food  
as an incentive to build assets



# RESILIENCE BUILDING ACTIVITIES

---



**328,800**

---

HECTARES OF LAND  
PROTECTED OR IMPROVED



**14,130**

---

KILOMETRES OF ROADS  
AND 123 BRIDGES  
CONSTRUCTED OR REPAIRED



**63,000**

---

GOVERNMENT STAFF  
TRAINED

# 8.9 MILLION

People receiving assistance in the form of cash and/or vouchers in **69 projects in 53 countries.**  
A **13% increase** compared to 2013.



## CASH AND VOUCHERS

---



**US\$843**  
**MILLION**

---

VALUE OF CASH AND  
VOUCHER TRANSFERS  
COMPARED TO  
**US\$506 MILLION IN 2013**



**> 90%**

---

MORE THAN 90 PERCENT  
OF CASH AND VOUCHER TRANSFERS  
WERE PROVIDED WITHIN EMERGENCY  
PROGRAMMES AIMED  
AT **SAVING LIVES AND LIVELIHOODS**

PURCHASE FOR PROGRESS

**US\$148 MILLION**

Income generated for farmers  
as a result of the P4P project





**370,000**  
**METRIC TONS**

---

THE AMOUNT OF FOOD  
PURCHASED UNDER THE  
**P4P PROJECT**



# UNITED NATIONS AND INTERNATIONAL ORGANIZATION PARTNERS

---

**WFP's partnerships** seek to:

alleviate hunger through food assistance, nutrition support and social safety nets; eliminate the root causes of hunger and poverty through long-term support to sustainable agricultural development and rural transformation for the most vulnerable people.

FAO

IFAD

ILO

International Red Cross and  
Red Crescent Movement

(ICRC, IFRC, National Red Cross and  
Red Crescent Societies)

IOM

UNAIDS

UNDP

UNEP

UNESCO

UNFPA

UN-HABITAT

UNHCR

UNICEF

UN-Women

WHO

World Bank

# UNITED NATIONS AND INTERNATIONAL ORGANIZATION PARTNERS

---



**1,122**

---

NGO PARTNERS



**US\$110.3  
MILLION**

---

THE AMOUNT OF CASH AND IN-KIND  
DONATIONS FROM **CORPORATIONS,  
FOUNDATIONS AND INDIVIDUALS**

STAFF

# 11,367 EMPLOYEES

of whom **93 percent** are  
based in the field



# STAFF


---



**11,367**

---

EMPLOYEES WITH CONTRACTS  
OF **ONE YEAR OR LONGER**



**41%**

---

**WOMEN** AMONG  
INTERNATIONAL RECRUITS AND  
PROFESSIONAL OFFICERS



**87%**

---

**LOCALLY** RECRUITED

IN 2015, WFP PLANS  
TO PROVIDE MORE THAN

**17 BILLION RATIONS**

to

**78 MILLION PEOPLE**

in

**76 COUNTRIES**

WFP is the world's largest humanitarian organization fighting hunger worldwide.  
In 2014, WFP reached 80 million people with food assistance in 82 countries.

For more information about our work, please visit [www.wfp.org](http://www.wfp.org)



Join us on Facebook  
[@WorldFoodProgramme](https://www.facebook.com/WorldFoodProgramme)



Follow us on Twitter  
[@WFP](https://twitter.com/WFP)

Join our online community  
[wfp.org/help](http://wfp.org/help)